Goldman Sachs Asset Management

GREEN BOND MARKET GUIDE

# Financing the Climate Transition



This material is provided for educational purposes only and should not be construed as investment advice or an offer or solicitation to buy or sell securities.

# Contents
















**Case Study: European Investment Bank**

**Case Study: State of the Netherlands**

**Case Study: Amgen**

**Case Study: Adif Alta Velocidad**

**Case Study: NTT Group**

This financial promotion is provided by Goldman Sachs Asset Management B.V. Views and opinions expressed are for informational purposes only and do not constitute a recommendation by Goldman Sachs Asset Management to buy, sell, or hold any security. Views and opinions are current as of the date of this guide and may be subject to change, they should not be construed as investment advice. The case studies and examples included in this guide are for illustrative purposes only. There is no guarantee that objectives will be met.



Introduction

**Standard Bonds With Green Goals**

What Are Green Bonds?

Promoting Sound Issuance

Use of Proceeds

Review and Reporting

Regulatory Initiatives

**From Niche to Mainstream**

Market Expansion

Green Bond Market Highlights

Market Performance

Market Developments

Market Composition

Green Bond Market Composition

Government-Related Issuers

Corporate Issuers

**A Potential Complement to Your Fixed Income Allocation**

The Role of Green Bonds in Your Portfolio

Active Management

Managing Greenwashing Risk

Does Impact Come at a Cost?

Investment Team

# Sustainable and Impact Fixed Income Investing

The clean-energy transition and the drive to create a more inclusive society are transforming the global economy. With climate change continuing to affect economies, companies and communities around the world, a successful transition to a low-carbon economy is more important than ever. We believe this decarbonization push will require changes across the economy, especially in high-emitting sectors such as agriculture, construction, heavy industry and transport.


Introduction

**Standard Bonds With Green Goals**

What Are Green Bonds?

Promoting Sound Issuance

Use of Proceeds

Review and Reporting

Regulatory Initiatives

**From Niche to Mainstream**

Market Expansion

Green Bond Market Highlights

Market Performance

Market Developments

Market Composition

Green Bond Market Composition

Government-Related Issuers

Corporate Issuers

**A Potential Complement to Your Fixed Income Allocation**

The Role of Green Bonds in Your Portfolio

Active Management

Managing Greenwashing Risk

Does Impact Come at a Cost?

Investment Team

Financing this sustainable transformation will require vast amounts of investment. Goldman Sachs Global Investment Research estimates that the price tag for achieving 75% decarbonization of the global economy now stands at $3.5 trillion per year.[1] In response, public and private investors are channeling capital toward innovative solutions in areas such as renewable energy, green infrastructure and energy efficiency.

The global bond market will be an important source of investment to drive the climate transition. Yet until recently, investors seeking to reduce the carbon footprint of their fixed income portfolios had few options.

The rapid growth of the green bond market – 50% per year from 2016 through 2024[2] – has changed that, in our view. Once a niche product, these bonds that finance environmentally beneficial projects and programs have entered the fixed income mainstream. We believe that market expansion and the widening range of mutual and exchange-traded funds offering exposure to green bonds have made them a viable complement to existing fixed income allocations, subject to investors' risk tolerance and investment objectives, that offers a potentially positive contribution to the global push to manage the impact of climate change.

This Green Bond Market Guide is divided into three sections. The first, **Standard Bonds With Green Goals**, explains the characteristics that green bonds share with conventional bonds and the features that set them apart. We explore the voluntary standards that set out guidelines for green bond issuers and look at the critical roles played by impact reporting and investor engagement with issuers to ensure the credibility and transparency of the green bond market.

The second section of the guide, **From Niche to Mainstream**, traces the development of green bonds from the first issuance in 2007 to the current broad and diversified market. We examine the global climate initiatives that are spurring the mobilization of capital to fund the climate response. This section also compares the green bond market with the overall bond market in terms of performance and composition, providing a detailed view of green bonds' rapid development.

The guide's third section, **A Complement to your Fixed Income Allocation**, lays out the fixed income investment opportunity in green bonds. We look at how similar financial characteristics allow investors to replace a portion of their fixed income portfolios with green bonds without sacrificing liquidity or returns. This section examines the issue of "greenwashing" – making overstated or misleading claims about the environmental ambition of a project, asset or activity – and the much-debated question of whether green bonds have historically traded at a premium to conventional peers.



**Bram Bos**
Global Head of Sustainable and Impact Fixed Income

1 "Tariffs, deglobalization and the cost of decarbonization," Carbonomics, Goldman Sachs Global Investment Research. As of February 25, 2025.
2 Goldman Sachs Asset Management, Bloomberg. As of December 31, 2024. The growth value provided is the geometric mean covering the years stated.

Introduction

**Standard Bonds With Green Goals**

What Are Green Bonds?
Promoting Sound Issuance
Use of Proceeds
Review and Reporting
Regulatory Initiatives

**From Niche to Mainstream**

Market Expansion
Green Bond Market Highlights
Market Performance
Market Developments
Market Composition
Green Bond Market Composition
Government-Related Issuers
Corporate Issuers

**A Potential Complement to Your Fixed Income Allocation**

The Role of Green Bonds in Your Portfolio
Active Management
Managing Greenwashing Risk
Does Impact Come at a Cost?
Investment Team

# Standard Bonds With Green Goals




Introduction

**Standard Bonds With Green Goals**

What Are Green Bonds?

Promoting Sound Issuance

Use of Proceeds

Review and Reporting

Regulatory Initiatives

**From Niche to Mainstream**

Market Expansion

Green Bond Market Highlights

Market Performance

Market Developments

Market Composition

Green Bond Market Composition

Government-Related Issuers

Corporate Issuers

**A Potential Complement to Your Fixed Income Allocation**

The Role of Green Bonds in Your Portfolio

Active Management

Managing Greenwashing Risk

Does Impact Come at a Cost?

Investment Team

# What Are Green Bonds?

Green bonds are standard fixed income securities with a green goal. Their financial characteristics such as structure, risk and return are similar to those of traditional bonds from the same issuer. They range from investment grade to non-investment grade, though most corporate green bonds are investment grade. Like traditional bonds, green bonds come in short- or long-dated maturities and have various coupons and yields.

The main difference is that the goal for green bonds is to finance only projects or activities with a specific environmental purpose such as renewable energy, clean transportation, sustainable water and energy efficiency. This commitment to advancing the climate transition goes back to the first green bond, issued in 2007 by the European Investment Bank (EIB), the lending arm of the European Union (EU).[3]

Green bond issuers self-label their bonds as green, typically based on guidance from regulators, stock exchanges and market associations. A number of organizations have developed sustainability standards and labels to give additional transparency on the environmental quality and performance of a product, process or service.

Since that inaugural EIB issue, green bonds have expanded into a $3.3 trillion market.[4] Dominated in the early years by multilateral development banks such as the EIB and the World Bank, which issued its first green bond in 2008,[5] the market has seen the range of issuers expand to include companies and governments across the globe seeking investment to drive their plans to reduce greenhouse gas (GHG) emissions and guard against physical climate risks. The investor base has also expanded to include a growing number of traditional fixed income investors, not just those focused primarily on impact and environmental, social and governance (ESG) criteria.

3 "EPOS II - The 'Climate Awareness Bond': EIB Promotes Climate Protection Via Pan-EU Public Offering," EIB press release. As of May 22, 2007.
4 Goldman Sachs Asset Management, Bloomberg. As of December 31, 2025.
5 "World Bank and SEB Partner With Scandinavian Institutional Investors to Finance 'Green' Projects," World Bank press release. As of November 6, 2008.


Introduction

**Standard Bonds With Green Goals**

What Are Green Bonds?
Promoting Sound Issuance
Use of Proceeds
Review and Reporting
Regulatory Initiatives

**From Niche to Mainstream**

Market Expansion
Green Bond Market Highlights
Market Performance
Market Developments
Market Composition
Green Bond Market Composition
Government-Related Issuers
Corporate Issuers

**A Potential Complement to Your Fixed Income Allocation**

The Role of Green Bonds in Your Portfolio
Active Management
Managing Greenwashing Risk
Does Impact Come at a Cost?
Investment Team

CASE STUDY

# European Investment Bank



The European Investment Bank (EIB), which is owned by the EU's member states, issued the world's first green bond to support the bloc's climate change strategy. The five-year security, branded a "climate awareness bond," raised €600 million[6] that was earmarked for lending projects related to renewable energy and energy efficiency, two areas that the EIB deemed critical for international climate protection.[7]

The EIB issued that first green bond in 2007 in response to EU climate policy as set out in documents such as the Energy Action Plan for 2007-2009, which included initiatives to promote renewable energy.[8] The bank also sought to tap into growing interest among retail and ethical investors in opportunities created by climate action that did not carry the risks associated with equity or project investments.[9]

Following that inaugural climate awareness bond, the EIB ramped up its issuance significantly. By the end of the second quarter of 2025, total issuance had reached the equivalent of €84 billion.[10] Over the years, the EIB has been the first issuer of green bonds denominated in a number of currencies, starting with the euro and including the Brazilian real (2010), Swiss franc (2014) and Danish krone (2019).

In addition, the EIB set a strategic objective in 2015 to support the expansion of the green bond market by supplying benchmark-size transactions[11] and helping develop market governance and standards. As part of this commitment, the bank has chaired the steering committee of the Green Bond Principles, a set of voluntary best-practice guidelines that will be discussed in the following section of this guide.[12]

6 "European Investment Bank Celebrates Green Bonds' 10th Anniversary," UniCredit Credit View. As of June 28, 2017.

7 "EPOS II - The 'Climate Awareness Bond': EIB Promotes Climate Protection Via Pan-EU Public Offering," EIB press release. As of May 22, 2007.

8 "Evaluation of the EIB's Climate Awareness Bonds," EIB. As of April 2021. The EIB also cited the importance of the so-called Berlin Declaration which set out the EU's ambition "to lead the way in energy policy and climate protection and make our contribution to averting the global threat of climate change." See "Declaration on the Occasion of the 50th Anniversary of the Signature of the Treaties of Rome," EU website. As of March 25, 2007.

9 Ibid.

10 Data provided by the EIB. As of June 30, 2025.

11 Benchmark bond issues provide a standard for measuring the performance of other bonds of similar maturity. The EIB issues euro benchmark bonds under its Euro Area Reference Notes (EARNs) program in a variety of maturities. The size of these benchmark bonds is typically in the range of €3 billion to €5 billion. See "Euro Benchmark Programme," EIB website. As of July 28, 2023.

12 "Evaluation of the EIB's Climate Awareness Bonds," EIB. As of April 2021.

Case studies and examples are for illustrative purposes only. Any reference to a specific company or security does not constitute a recommendation to buy, sell, hold or directly invest in the company or its securities. Performance results vary depending on the client's investment goals, objectives, and constraints. There can be no assurance that the same or similar results to those presented above can or will be achieved.



Introduction

**Standard Bonds With Green Goals**

What Are Green Bonds?

Promoting Sound Issuance

Use of Proceeds

Review and Reporting

Regulatory Initiatives

**From Niche to Mainstream**

Market Expansion

Green Bond Market Highlights

Market Performance

Market Developments

Market Composition

Green Bond Market Composition

Government-Related Issuers

Corporate Issuers

**A Potential Complement to Your Fixed Income Allocation**

The Role of Green Bonds in Your Portfolio

Active Management

Managing Greenwashing Risk

Does Impact Come at a Cost?

Investment Team

# Promoting Sound Issuance

Voluntary industry standards have been a key factor supporting expansion of the green bond market. By setting out best-practice guidelines for issuers to promote greater transparency and accurate disclosure of key information, they have helped the market become more standardized, enhancing tradability and facilitating the development of green bonds into a full-fledged segment of the fixed income market.




The **Green Bond Principles** were developed by a group of global banks with input from issuers, investors and environmental groups to provide a recommended process for developing and issuing green bonds.[13] The International Capital Market Association (ICMA) serves as the initiative's secretariat, providing administrative support and guidance and gathering input that feeds into updates of the Green Bond Principles,[14] which have become the industry's most widely adopted standard.

Four components are required for alignment with the Green Bond Principles, starting with the "cornerstone" of a green bond: the use of proceeds to finance eligible green projects. (A more detailed discussion of use of proceeds follows on page 10.) The second component is the process for evaluating and selecting the projects that will be financed using a green bond. The guidelines recommend that issuers clearly communicate to investors the environmental objectives of these projects and the process for determining how they correspond to the categories set out in the Green Bond Principles. Issuers should also disclose how they identify and manage any social and environmental risks associated with these projects.

The third component covers the management of green bond proceeds, which should be tracked by the issuer in a sub-account or sub-portfolio and attested to in a formal internal process linked to its lending and investment operations for eligible projects. Finally, the Green Bond Principles recommend that issuers have current information on the use of proceeds readily available for investors. This information should be renewed annually until full allocation, and this annual report should include the amount allocated to each project and its expected impact. (For more on green bond reporting, see page 12.)

In addition to these four core components, the Green Bond Principles recommend that issuers create a green bond framework that summarizes their issuance program in the context of their overarching sustainability strategy. The guidelines also set out recommendations for obtaining outside input on an issuer's green bond processes through external reviews. (See the discussion on page 12.)

13 "Green Bond Principles: Voluntary Process Guidelines for Issuing Green Bonds," ICMA. As of June 2025.
14 "Green Bond Principles Governance Established, ICMA Appointed Secretariat," ICMA press release. As of April 14, 2014.
Company names and logos, excluding those of Goldman Sachs and any of its affiliates, are trademarks or registered trademarks of their respective holders. Use by Goldman Sachs does not imply or suggest a sponsorship, endorsement or affiliation.



Introduction

**Standard Bonds With Green Goals**

What Are Green Bonds?
Promoting Sound Issuance
Use of Proceeds
Review and Reporting
Regulatory Initiatives

**From Niche to Mainstream**

Market Expansion
Green Bond Market Highlights
Market Performance
Market Developments
Market Composition
Green Bond Market Composition
Government-Related Issuers
Corporate Issuers

**A Potential Complement to Your Fixed Income Allocation**

The Role of Green Bonds in Your Portfolio
Active Management
Managing Greenwashing Risk
Does Impact Come at a Cost?
Investment Team

A second set of voluntary guidelines, the **Climate Bonds Standard and Certification Scheme**, was launched in 2010 by the nonprofit Climate Bonds Initiative with the goal of promoting market growth by building confidence in the environmental credentials of green bonds.[15] To facilitate this, the Standard – a labeling scheme for bonds and loans – has sector-specific eligibility criteria including performance metrics for each green bond category.

The Climate Bonds Standard and Certification Scheme attests to a bond's alignment with the broad guidelines set out in the Green Bond Principles as well as a variety of regional standards. It sets mandatory requirements for use and management of proceeds, selection of projects, and reporting, covering the four components of the Green Bond Principles.

The certification awarded by the Climate Bonds Standard Board aims to provide investors with a tool for screening green bonds. For issuers, the certification is intended to demonstrate that a bond meets science-based climate-integrity standards and industry best practices on proceeds and transparency.

Other guidelines in the green bond market include **ISO 14030**, developed by the Geneva-based International Organization for Standardization (ISO).[16] ISO 14030 builds on the Green Bond Principles to provide specific requirements for issuers that are designed to ensure the integrity of the green designation of bonds and loans. It also set out a taxonomy of eligible projects, assets and expenditures.

15 "Climate Bonds Standard Version 4.3," Climate Bonds Initiative. As of August 2025.

16 "ISO 14030-1:2021 Environmental Performance Evaluation — Green Debt Instruments — Part 1: Process for Green Bonds," ISO website. As of September 2021.

Company names and logos, excluding those of Goldman Sachs and any of its affiliates, are trademarks or registered trademarks of their respective holders. Use by Goldman Sachs does not imply or suggest a sponsorship, endorsement or affiliation.



Introduction

**Standard Bonds With Green Goals**

What Are Green Bonds?

Promoting Sound Issuance

Use of Proceeds

Review and Reporting

Regulatory Initiatives

**From Niche to Mainstream**

Market Expansion

Green Bond Market Highlights

Market Performance

Market Developments

Market Composition

Green Bond Market Composition

Government-Related Issuers

Corporate Issuers

**A Potential Complement to Your Fixed Income Allocation**

The Role of Green Bonds in Your Portfolio

Active Management

Managing Greenwashing Risk

Does Impact Come at a Cost?

Investment Team

# Use of Proceeds

The core of a green bond is the commitment to use the proceeds to finance eligible projects that aim to make a positive impact on the environment. This “use of proceeds” feature, initially worked out by pioneer issuers such as the EIB and the World Bank, has become standard market practice.

A green bond’s use of proceeds is set out in its legal documentation. All eligible projects financed by a green bond provide “clear environmental benefits” that the issuer should assess as well as quantify, where this is feasible, according to the Green Bond Principles.

The Green Bond Principles provide broad categories of eligible projects that cover the types most commonly financed with green bonds. Issuers should spell out the environmental sustainability objectives of a bond’s projects as well as the process used to determine how they fit into the categories of eligible projects.

## Categories of Eligible Projects in the Green Bond Principles

**The eligible green project categories, listed in no specific order, include:**

- Renewable energy
- Clean transportation
- Energy efficiency
- Sustainable water and wastewater management
- Pollution prevention and control
- Climate change adaptation
- Environmentally sustainable management of living natural resources and land use
- Eco-efficient and/or circular-economy-adapted products, production technologies and processes
- Terrestrial and aquatic biodiversity conservation
- Green buildings

Source: ICMA. As of June 2025. For illustrative purposes only.


Introduction

**Standard Bonds With Green Goals**

What Are Green Bonds?

Promoting Sound Issuance

Use of Proceeds

Review and Reporting

Regulatory Initiatives

**From Niche to Mainstream**

Market Expansion

Green Bond Market Highlights

Market Performance

Market Developments

Market Composition

Green Bond Market Composition

Government-Related Issuers

Corporate Issuers

**A Potential Complement to Your Fixed Income Allocation**

The Role of Green Bonds in Your Portfolio

Active Management

Managing Greenwashing Risk

Does Impact Come at a Cost?

Investment Team

Energy, buildings and transport top the list of use-of-proceeds categories financed by green bonds, according to the Climate Bonds Initiative. They accounted for 75% of the total green bond volume at the end of 2023, down from 77% in the previous year. Smaller categories are gaining share as issuers, including large sovereigns, finance a wider range of projects, the data show.[17]

## Breakdown of Global Annual Green Bond Issuance by Use-of-Proceeds Category

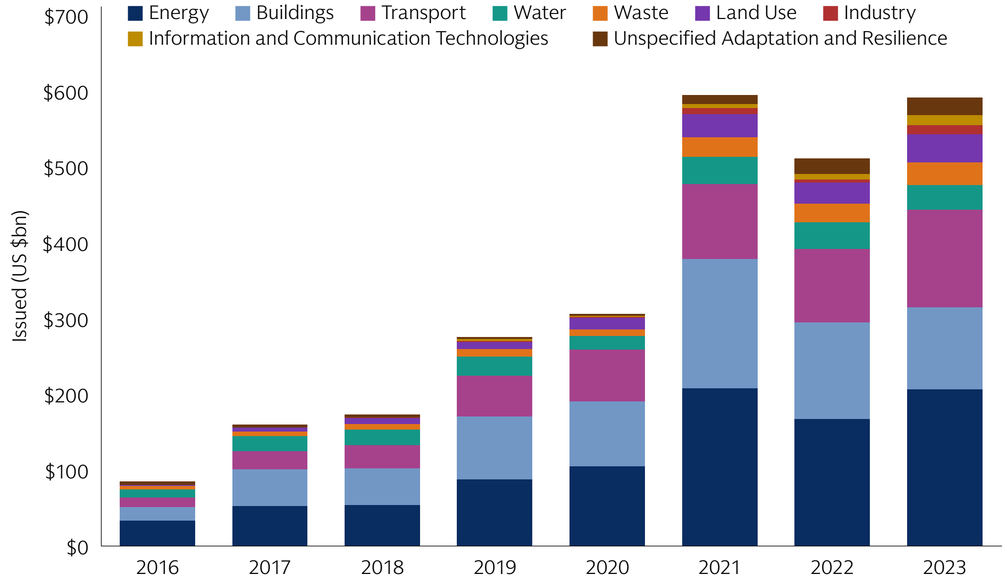


Source: Climate Bonds Initiative. Data as of December 31, 2023. For illustrative purposes only.

17 "Interactive Data Platform," Climate Bonds Initiative website. Data as of December 31, 2023. For illustrative purposes only.


Introduction

**Standard Bonds With Green Goals**

What Are Green Bonds?

Promoting Sound Issuance

Use of Proceeds

Review and Reporting

Regulatory Initiatives

**From Niche to Mainstream**

Market Expansion

Green Bond Market Highlights

Market Performance

Market Developments

Market Composition

Green Bond Market Composition

Government-Related Issuers

Corporate Issuers

**A Potential Complement to Your Fixed Income Allocation**

The Role of Green Bonds in Your Portfolio

Active Management

Managing Greenwashing Risk

Does Impact Come at a Cost?

Investment Team

# Review and Reporting

Most issuers commission **independent reviews** of their green bond frameworks as well as specific bonds issued to establish the credibility of their environmental ambitions. The Green Bond Principles also encourage a high degree of transparency and recommend an external review to supplement the issuer's project evaluation and selection process.

External reviews come in various forms.[18] A second-party opinion is provided by an institution with environmental expertise and normally assesses a bond's alignment with the Green Bond Principles. Issuers can obtain independent verification for bonds against a designated set of criteria, usually related to business processes and environmental criteria. Issuers can also have their green bonds certified against a recognized external standard or label, or use a third party to evaluate them according to a scoring or rating methodology.

In 2024, second-party opinions remained issuers' preferred option, with an 10% increase in volume reviewed from the previous year. The Oslo-based Centre for International Climate and Environmental Research, or CICERO, which conducted the external review of the World Bank's first green bond in 2008, was the largest provider by instruments reviewed in 2024, followed by Amsterdam-based Sustainalytics, a unit of Morningstar.[19]

These external evaluations play an important role in the issuance process. They enable issuers to demonstrate the quality of their approach and investors to make informed decisions and supplement their due diligence. They provide insight into the sustainability value of projects to be financed, the issuer's governance in terms of the projects it selects, and how the issuer manages the proceeds and executes reporting.

**Post-issuance reporting** is also an integral component of the green bond market because it provides evidence that the proceeds of a green bond are truly allocated to eligible green projects. Issuers are expected to report at least once a year on the allocation of proceeds. There is also increasing demand for issuers to disclose the expected and achieved environmental impacts of their green bonds. Issuers tend to include the relevant information in their annual report or publish a dedicated green bond report.

There is also a growing trend for issuers to report the impact of their bonds in terms of the United Nations' Sustainable Development Goals,[20] which have emerged as a common language for understanding how companies and portfolios are positioned for environmental and social impact. Issuers can also increase the quality and reliability of their reporting by submitting their post-issuance reports to a financial auditor.

18 "Guidelines for Green, Social, Sustainability and Sustainability-Linked Bonds External Reviews," ICMA. As of June 2022.
19 "Sustainable Debt: Global State of the Market 2024," Climate Bonds Initiative. As of May 31, 2025.
20 The SDGs, adopted in 2015, are a 15-year action plan for protecting the environment, ending poverty and reducing inequality. See "The 17 Goals," United Nations website. As of November 14, 2025.



Introduction

**Standard Bonds With Green Goals**
What Are Green Bonds?
Promoting Sound Issuance
Use of Proceeds
Review and Reporting
Regulatory Initiatives

**From Niche to Mainstream**
Market Expansion
Green Bond Market Highlights
Market Performance
Market Developments
Market Composition
Green Bond Market Composition
Government-Related Issuers
Corporate Issuers

**A Potential Complement to Your Fixed Income Allocation**
The Role of Green Bonds in Your Portfolio
Active Management
Managing Greenwashing Risk
Does Impact Come at a Cost?
Investment Team

# Regulatory Initiatives

While voluntary best-practice guidelines such as the Green Bond Principles and the Climate Bonds Standard and Certification Scheme have helped increase investors' confidence in green bonds, regulators around the world are considering further rule changes to promote transparency in sustainable financial markets and address the challenge of "greenwashing." Definitions of this term can vary, but most focus on the misrepresentation of the green credentials of securities and investment funds.[21] (See the related discussion of managing greenwashing risks on page 34).

In Europe, the EU has enacted the **European Green Bond Standard** with the goal of setting "a clear gold standard" for green bonds.[22] This is intended to provide issuers with a tool to show they are funding green projects aligned with the EU's taxonomy, which establishes a list of environmentally sustainable economic activities.[23] For investors, the new standard aims to provide greater transparency and reduce the risk of greenwashing.

Use of the European Green Bond label is voluntary. Issuers wishing to use the designation need to ensure that at least 85% of the proceeds of a bond are invested in economic activities aligned with the EU taxonomy, provided these activities are already covered in the evolving classification system.[24] The new standard also requires detailed and uniform disclosure in a standardized template, including information such as the use of proceeds and how these investments feed into plans for transitioning toward achieving net zero greenhouse gas emissions.

Countries around the world have joined the EU in establishing taxonomies of sustainable activities, starting with China's **Green Finance Endorsed Project Catalogue,** issued in 2025.[25] Also in 2025, the Chinese government released a sovereign green bond framework, which set out its rules for issuing international sovereign green bonds.[26]

21 The European Union's top financial regulators have set out their understanding of greenwashing as "a practice where sustainability-related statements, declarations, actions, or communications do not clearly and fairly reflect the underlying sustainability profile of an entity, a financial product, or financial services. This practice may be misleading to consumers, investors, or other market participants." See "Final Report on Greenwashing," European Securities and Markets Authority. As of June 4, 2024.

22 "The European Green Bond Standard – Supporting the Transition," EU website. As of November 14, 2025.

23 The taxonomy, based on a regulation that entered into force in 2020, was designed to provide a clear definition of sustainability and common terms to increase transparency in the market. See "EU Taxonomy for Sustainable Activities," European Commission website. As of November 14, 2025.

24 Because the taxonomy is not yet complete, the legislation allows 15% of the proceeds of a green bond to be invested in economic activities that meet the taxonomy requirements, but for which no screening criteria have yet been established to determine if they contribute to a green objective. See "Regulation (EU) 2023/2631 of the European Parliament and Council," Official Journal of the European Union. As of November 22, 2023.

25 "Notice of the PBOC, NFRA and CSRC on Issuing the Green Finance Endorsed Project Catalogue (2025 Edition)," The People's Bank of China. As of June 27, 2025. The catalogue is based on the previously issued "Green and Low-Carbon Transition Industry Guidance Catalogue (2024 Edition)" and the "Green Bond Endorsed Project Catalogue (2021 Edition)."

26 "China Releases Framework for Sovereign Green Bonds," The State Council press release. As of February 20, 2025.



Introduction

**Standard Bonds With Green Goals**

What Are Green Bonds?

Promoting Sound Issuance

Use of Proceeds

Review and Reporting

Regulatory Initiatives

**From Niche to Mainstream**

Market Expansion

Green Bond Market Highlights

Market Performance

Market Developments

Market Composition

Green Bond Market Composition

Government-Related Issuers

Corporate Issuers

**A Potential Complement to Your Fixed Income Allocation**

The Role of Green Bonds in Your Portfolio

Active Management

Managing Greenwashing Risk

Does Impact Come at a Cost?

Investment Team

In addition, the EU, China and Singapore have developed the non-binding Multi-Jurisdiction **Common Ground Taxonomy**, which builds on the earlier Common Ground Taxonomy between the EU and China.[27] This work has been carried out within the International Platform on Sustainable Finance (IPSF), which was launched by the EU in 2019 to bring together regulators from around the world with the aim of mobilizing private capital for environmentally sustainable investment. The IPSF believes the Multi-Jurisdiction Common Ground Taxonomy, a comparison of the sustainable finance taxonomies of China, the EU and Singapore, will enhance the interoperability of taxonomies across the three jurisdictions, and serve as a reference for other jurisdictions that are developing domestic green taxonomies.[28]

Brazil's government enacted the **Brazilian Sustainable Taxonomy** (TSB) in late 2025.[29] Three strategic objectives have been set for the Brazilian Sustainable Taxonomy: mobilizing public and private financing and investment into activities with positive climate, environmental and social impacts; promoting technological development to advance sustainability; and providing the basis for reliable information on sustainable finance flows.

The Monetary Authority of Singapore launched its **Singapore-Asia Taxonomy for Sustainable Finance** in December 2023. The taxonomy aims to provide clarity on what constitutes sustainable and transition financing, to reduce the risk of misleading green and transition claims and to provide a standard with which financial products and activities can be aligned.

In April 2024, the Association of Southeast Asian Nations (ASEAN) published an update of its taxonomy intended to promote sustainable finance across the region.[30] The **ASEAN Taxonomy for Sustainable Finance** enables assessment of economic activities using a principles-based Foundation Framework or a Plus Standard that has a more detailed methodology using technical screening criteria. The latest version of the taxonomy provides these criteria for two new sectors: transportation and storage, and construction and real estate.[31]

In June 2025, the Australian Sustainable Finance Institute published the **Australian Sustainable Finance Taxonomy**, which it developed in partnership with the Australian government. The goals of the taxonomy include supporting market transparency, addressing greenwashing and boosting investor confidence.[32]

Also in May 2024, the Hong Kong Monetary Authority unveiled a new taxonomy intended to provide a clear definition of green products, increase interoperability and help reduce greenwashing risks. The **Hong Kong Taxonomy for Sustainable Finance** covers 12 economic activities under four sectors: power generation, transportation, construction, and water and waste management.[33]

27 "The International Platform on Sustainable Finance presents the Multi-Jurisdiction Common Ground Taxonomy to enhance interoperability of taxonomies across EU, China and Singapore," IPSF press release. As of November 14, 2024.
28 Ibid.
29 "Brazil Launches Taxonomy Ahead of COP30," Environmental Finance. As of November 5, 2025.
30 ASEAN brings together 10 countries: Brunei, Cambodia, Indonesia, Laos, Malaysia, Myanmar, Philippines, Singapore, Thailand and Vietnam. See: "About ASEAN," ASEAN website. As of September 26, 2024.
31 "ASEAN Taxonomy for Sustainable Finance Version 3," ASEAN Capital Markets Forum. As of April 25, 2024.
32 "Australia launches its sustainable finance taxonomy: a major milestone for green investment," ASFI press release. As of June 17, 2025.
33 "Hong Kong Taxonomy for Sustainable Finance," Hong Kong Monetary Authority press release. As of May 3, 2024.



Introduction

**Standard Bonds With Green Goals**

What Are Green Bonds?
Promoting Sound Issuance
Use of Proceeds
Review and Reporting
Regulatory Initiatives

**From Niche to Mainstream**

Market Expansion
Green Bond Market Highlights
Market Performance
Market Developments
Market Composition
Green Bond Market Composition
Government-Related Issuers
Corporate Issuers

**A Potential Complement to Your Fixed Income Allocation**

The Role of Green Bonds in Your Portfolio
Active Management
Managing Greenwashing Risk
Does Impact Come at a Cost?
Investment Team



# From Niche to Mainstream


Introduction

**Standard Bonds With Green Goals**

What Are Green Bonds?

Promoting Sound Issuance

Use of Proceeds

Review and Reporting

Regulatory Initiatives

**From Niche to Mainstream**

Market Expansion

Green Bond Market Highlights

Market Performance

Market Developments

Market Composition

Green Bond Market Composition

Government-Related Issuers

Corporate Issuers

**A Potential Complement to Your Fixed Income Allocation**

The Role of Green Bonds in Your Portfolio

Active Management

Managing Greenwashing Risk

Does Impact Come at a Cost?

Investment Team

# Market Expansion

The green bond market got off to a relatively slow start following its debut in 2007. Issuance was sparse at first, and green bonds were very much a niche product in the fixed income universe. This began to change with ICMA's publication of the Green Bond Principles in 2014. One year later, the adoption of two international climate agreements – the UN Sustainable Development Goals (SDGs) and the Paris Agreement – further spurred expansion as governments and companies rallied to address climate change.

The expansion of the green bond market can be seen in the increase in issuance to $623 billion in 2021 from about $26 billion in 2016. Issuance tailed in 2022, but rebounded to $627 billion in 2024. In 2025, issuance amounted to $575 billion.[34] Investment-grade green bond issuance has also increased as a share of overall IG issuance, rising from 1.3% in 2016 to 4% in the first half of 2025.[35]

The strength of green bonds is also reflected in the growth of the mutual funds and exchange-traded funds that offer exposure to this global market. The number of funds with a climate-related mandate, including dedicated green bond funds, increased to more than 1,700 at the midway point in 2025, up from fewer than 200 in 2018, according to Morningstar.[36] In Europe, assets under management in cross-border green bond funds increased to €26.2 billion at the end of September 2025 from €2.2 billion at the end of 2018. While actively managed funds still dominate the market, passive funds have made inroads and currently account for 33% of total assets under management in European cross-border green bond funds.[37]

SUSTAINABLE DEVELOPMENT GOALS

The SDGs are a 15-year action plan for protecting the environment, ending poverty and reducing inequality.[38] The Paris Agreement, signed by world leaders at the UN Climate Change Conference (COP21) in 2015, is an international treaty that aims to cut GHG emissions and limit global warming this century to well below 2°C compared with pre-industrial levels.[39] These two agreements have contributed to the growth of sustainable investing, including green bonds, by driving home the urgent need for investment and setting critical targets.

34 Goldman Sachs Asset Management, Bloomberg. Data as of December 31, 2025.
35 Goldman Sachs Asset Management, Bloomberg. As of September 30, 2025.
36 Morningstar. As of June 30, 2025.
37 Goldman Sachs Asset Management, Broadridge. As of September 30, 2025.
38 "Unanimously Adopting Historic Sustainable Development Goals, General Assembly Shapes Global Outlook for Prosperity, Peace," UN press release. As of September 25, 2015.
39 "Historic Paris Agreement on Climate Change: 195 Nations Set Path to Keep Temperature Rise Well Below 2 Degrees Celsius," UN press release. As of December 12, 2015.
Company names and logos, excluding those of Goldman Sachs and any of its affiliates, are trademarks or registered trademarks of their respective holders. Use by Goldman Sachs does not imply or suggest a sponsorship, endorsement or affiliation.
The economic and market forecasts presented herein are for informational purposes as of the date of this presentation. There can be no assurance that the forecasts will be achieved. Please see additional disclosures at the end of this presentation.



Introduction
**Standard Bonds With Green Goals**
What Are Green Bonds?
Promoting Sound Issuance
Use of Proceeds
Review and Reporting
Regulatory Initiatives
**From Niche to Mainstream**
Market Expansion
Green Bond Market Highlights
Market Performance
Market Developments
Market Composition
Green Bond Market Composition
Government-Related Issuers
Corporate Issuers
**A Potential Complement to Your Fixed Income Allocation**
The Role of Green Bonds in Your Portfolio
Active Management
Managing Greenwashing Risk
Does Impact Come at a Cost?
Investment Team

The SDGs and the Paris Agreement have provided issuers and investors in the green bond market with a common purpose and a framework for identifying investment priorities and assessing progress towards global climate goals. Increasingly, issuers are aligning their securities with these global initiatives, and asset managers offering exposure to the green bond market are using the goals spelled out in these agreements to screen bonds for potential investment and to demonstrate the impact of their portfolios.

Because of this rapid growth and the widening range of investment funds offering exposure to green bonds, we believe investors can incorporate them into their fixed income allocation without sacrificing liquidity.

We believe the momentum in the green bond market reflects a growing commitment to building a sustainable economy, driven by a combination of issuers' increasingly determined climate-change responses and investors seeking to support the transition to a low-carbon economy while generating financial returns.

Policymakers are playing a key role in the expansion of the green bond market by creating incentives for sustainable investment. They also set standards for measuring the environmental impact of projects that can help support green bond issuance and investment. A government that encourages the production of electric vehicles, for example, provides car companies with an opportunity – and an incentive – to finance research and development with green bonds, while motivating investors to own those bonds to align their financial and environmental investment goals.

## Green Bond Market Value and Annual Issuance

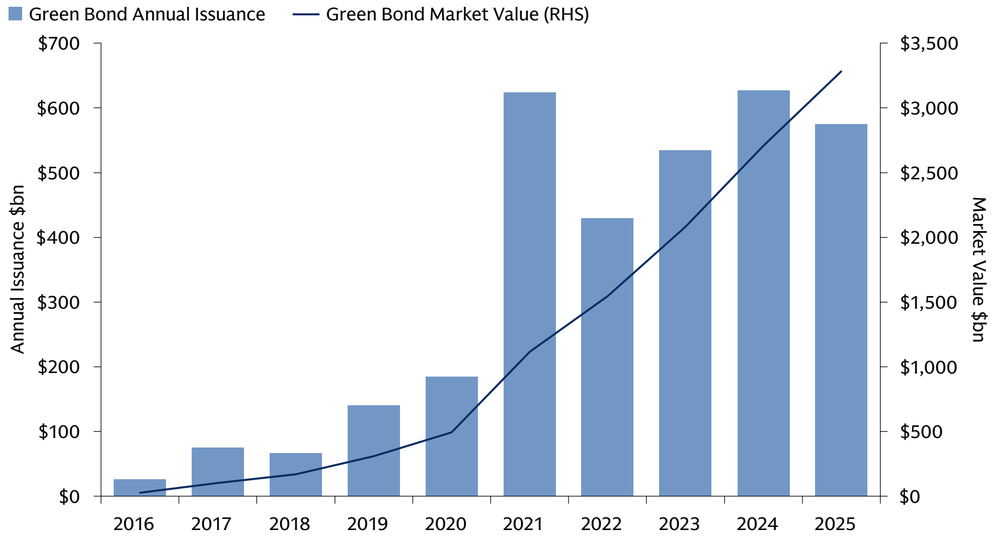


Source: Goldman Sachs Asset Management, Bloomberg. Data as of December 31, 2025.
For illustrative purposes only.


Introduction

**Standard Bonds With Green Goals**

What Are Green Bonds?

Promoting Sound Issuance

Use of Proceeds

Review and Reporting

Regulatory Initiatives

**From Niche to Mainstream**

Market Expansion

Green Bond Market Highlights

Market Performance

Market Developments

Market Composition

Green Bond Market Composition

Government-Related Issuers

Corporate Issuers

**A Potential Complement to Your Fixed Income Allocation**

The Role of Green Bonds in Your Portfolio

Active Management

Managing Greenwashing Risk

Does Impact Come at a Cost?

Investment Team

# Green Bond Market Highlights

Select the year to read more

2007 — 2008 — 2013 — 2014 — 2015 — 2016 — 2017 — 2019 — 2021 — 2023 — 2025



Case studies and examples are for illustrative purposes only. Any reference to a specific company or security does not constitute a recommendation to buy, sell, hold or directly invest in the company or its securities.


Introduction

**Standard Bonds With Green Goals**

What Are Green Bonds?

Promoting Sound Issuance

Use of Proceeds

Review and Reporting

Regulatory Initiatives

**From Niche to Mainstream**

Market Expansion

Green Bond Market Highlights

Market Performance

Market Developments

Market Composition

Green Bond Market Composition

Government-Related Issuers

Corporate Issuers

**A Potential Complement to Your Fixed Income Allocation**

The Role of Green Bonds in Your Portfolio

Active Management

Managing Greenwashing Risk

Does Impact Come at a Cost?

Investment Team

CASE STUDY

# State of the Netherlands



In May 2019, the Dutch State Treasury Agency (DSTA) issued the world's first AAA rated sovereign green bond, raising €6 billion.[40] Investor appetite was strong, with an order book of more than €21 billion.[41] The bond's proceeds were used entirely to finance work undertaken in 2018 and 2019 across a variety of environmentally beneficial projects.[42]

Half of the proceeds went toward the development of railway infrastructure for passenger rail and the maintenance and management of railway infrastructure generally. Nearly 30% was allocated to support the Dutch government's Delta Program, established to protect the low-lying country from flooding, mitigate the impact of extreme weather events and ensure a sufficient supply of fresh water.[43]

About 17% of the bond's proceeds were earmarked to spur sustainable energy production, including offshore wind and solar power. The government uses subsidies to provide long-term economic security for the operators of renewable energy power plants with the aim of boosting generation. The remainder of the proceeds was used to support an improvement in energy savings in the social rental housing sector through an existing government incentive scheme.

In its reporting on the bond, the DSTA explains how the eligible projects support the SDGs:

| Allocation | SDGs Supported |
|---|---|
| Railway Infrastructure | 9 INDUSTRY, INNOVATION AND INFRASTRUCTURE; 11 SUSTAINABLE CITIES AND COMMUNITIES |
| Delta Program | 6 CLEAN WATER AND SANITATION; 13 CLIMATE ACTION |
| Sustainable Energy Production | 7 AFFORDABLE AND CLEAN ENERGY |
| Energy Savings in the Rental Housing Sector | 7 AFFORDABLE AND CLEAN ENERGY; 11 SUSTAINABLE CITIES AND COMMUNITIES |

40 "€5.98 Billion Issued in New 20-Year Green DSL 2040," DSTA press release. As of May 21, 2019.
41 "World's First AAA Sovereign Green Bond Sale Gets Bumper Orders," Bloomberg News. As of May 21, 2019.
42 "State of the Netherlands Green Bond Report," Dutch State Treasury Agency. As of May 28, 2020.
43 "Delta Program: Flood Safety, Freshwater and Spatial adaptation," Dutch government website. As of May 4, 2023.

Case studies and examples are for illustrative purposes only. Any reference to a specific company or security does not constitute a recommendation to buy, sell, hold or directly invest in the company or its securities. Performance results vary depending on the client's investment goals, objectives, and constraints. There can be no assurance that the same or similar results to those presented above can or will be achieved. Company names and logos, excluding those of Goldman Sachs and any of its affiliates, are trademarks or registered trademarks of their respective holders. Use by Goldman Sachs does not imply or suggest a sponsorship, endorsement or affiliation.

Introduction

**Standard Bonds With Green Goals**

What Are Green Bonds?
Promoting Sound Issuance
Use of Proceeds
Review and Reporting
Regulatory Initiatives

**From Niche to Mainstream**

Market Expansion
Green Bond Market Highlights
Market Performance
Market Developments
Market Composition
Green Bond Market Composition
Government-Related Issuers
Corporate Issuers

**A Potential Complement to Your Fixed Income Allocation**

The Role of Green Bonds in Your Portfolio
Active Management
Managing Greenwashing Risk
Does Impact Come at a Cost?
Investment Team

# Market Performance

The ultimate goal of any fixed income investment is to maximize risk-adjusted returns, and green bonds are no different. Analysis by our Green, Social and Impact Bonds team shows that risk-adjusted returns from green bonds were similar to those delivered by their conventional counterparts over the period from 2016 through the first half of 2024.

In the period from 2016 through the third quarter of 2025, the **global green bond market** delivered an annualized return of 2.3%, slightly lower than the 2.5% returned by the broader bond market. This conclusion is based on a comparison of the hedged Bloomberg MSCI Global Green Bond Index with the hedged Bloomberg Global Aggregate Index, both calculated in US dollars.[44] Prior to 2016, the green bond market was not sufficiently developed to allow for a meaningful comparison.

Differences in performance between these two indices in a given year are largely the result of two factors, in our view. The first is relative average duration, which matters in comparing green bond performance with the broader market for two related reasons. First, green bond indices have typically had a longer duration than their non-green counterparts. In the third quarter of 2025, the green bond index in our analysis had an average duration of 6.6 years, compared with 6.5 years for the aggregate index.[45] Second, bonds with longer duration have increased interest-rate sensitivity. When rates go up, as happened in 2022, they tend to underperform bonds with a shorter duration; when interest rates start to come down, the opposite applies, as seen in 2023.

The second factor contributing to comparative performance differences is the sector and issuer composition of the indices. Compared with the aggregate index, the global green bond index has limited exposure to industrial issuance and high exposure to financial companies and utilities. In addition, some large issuers are absent from the green bond market, including the Japanese and US governments. This creates a sizable difference and helps account for the smaller share of treasury bonds in the green bond index (26%) compared with the aggregate index (55%).[46]

### Global Green Bond Index Performance Versus Aggregate Index

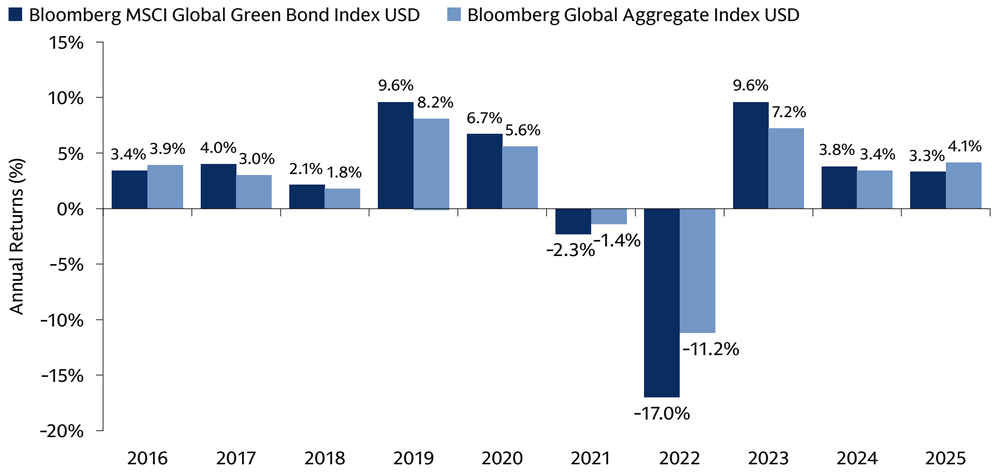


Source: Goldman Sachs Asset Management, Bloomberg, MSCI. As of September 30, 2025.
**Past performance does not predict future returns and does not guarantee future results, which may vary.**

44 Goldman Sachs Asset Management, Bloomberg, MSCI. As of September 30, 2025.
45 Ibid.
46 Ibid.


Introduction

**Standard Bonds With Green Goals**

What Are Green Bonds?
Promoting Sound Issuance
Use of Proceeds
Review and Reporting
Regulatory Initiatives

**From Niche to Mainstream**

Market Expansion
Green Bond Market Highlights
Market Performance
Market Developments
Market Composition
Green Bond Market Composition
Government-Related Issuers
Corporate Issuers

**A Potential Complement to Your Fixed Income Allocation**

The Role of Green Bonds in Your Portfolio
Active Management
Managing Greenwashing Risk
Does Impact Come at a Cost?
Investment Team

**Euro-denominated green bonds**, which account for nearly half of the total green bond market,[47] performed on par with their non-green counterparts from 2016 through the third quarter of 2025. This conclusion is based on a comparison of the Bloomberg MSCI Euro Green Bond Index with the benchmark Bloomberg Euro Aggregate Index. Both indices returned an annualized 0.5% over the period.[48]

In our view, the parity in the performance of these two indices likely results from the fact that the euro-denominated green bond market is well developed and diversified and resembles the euro bond market in aggregate. The large share of government bonds in the euro green bond market also strengthened its alignment with the broader market. In the third quarter of 2025, government and government-related bonds made up 61% of the euro green bond index compared with 74% in the aggregate index.[49]

Fluctuations in comparative performance from year to year are largely the result of duration differences between the indices. In the third quarter of 2025, the average duration of the euro green bond index was 6.7 years, versus 6.3 years for the aggregate index.[50] The longer duration of the green bond index is a consequence of the rapid expansion of the green bond market in the low-yield environment that prevailed from 2016 to 2021. Many governments and companies chose to issue long-dated green bonds during this period with the aim of locking in low yields.

## Performance of Euro-Denominated Green Bonds Index Versus Aggregate Index

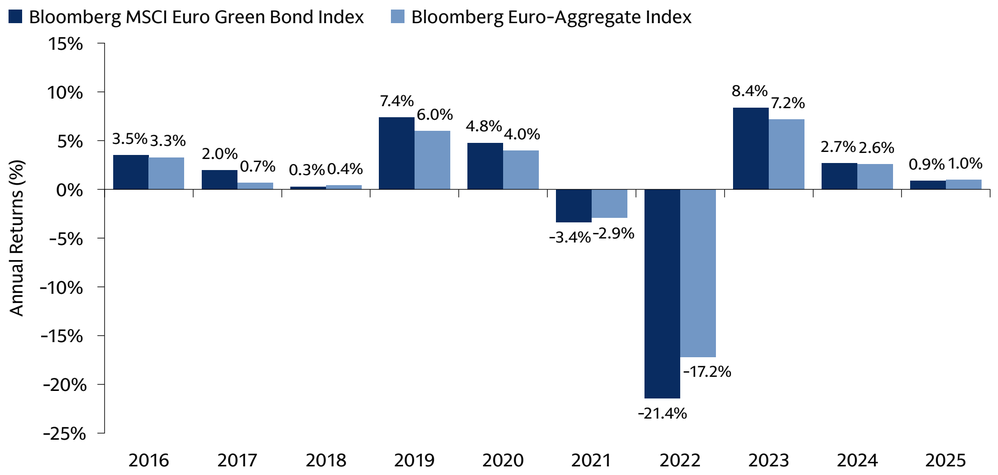


Source: Goldman Sachs Asset Management, Bloomberg, MSCI. As of September 30, 2025.
**Past performance does not predict future returns and does not guarantee future results, which may vary.**

47 Goldman Sachs Asset Management, Bloomberg. As of September 30, 2025, euro-denominated green bonds made up 48.6% of the market.
48 Goldman Sachs Asset Management, Bloomberg, MSCI. As of September 30, 2025.
49 Ibid.
50 Ibid.



Introduction

**Standard Bonds With Green Goals**

What Are Green Bonds?
Promoting Sound Issuance
Use of Proceeds
Review and Reporting
Regulatory Initiatives

**From Niche to Mainstream**

Market Expansion
Green Bond Market Highlights
Market Performance
Market Developments
Market Composition
Green Bond Market Composition
Government-Related Issuers
Corporate Issuers

**A Potential Complement to Your Fixed Income Allocation**

The Role of Green Bonds in Your Portfolio
Active Management
Managing Greenwashing Risk
Does Impact Come at a Cost?
Investment Team

**Green bonds denominated in US dollars** outperformed their conventional peers over the period from 2016 through the third quarter of 2025, based on a comparison of the Bloomberg MSCI USD Green Bond Index with the broader Bloomberg US Aggregate Index.[51] The green bond index delivered an annualized return of 2.5% over this period, while the aggregate index returned 2.1%.

One reason for this outperformance is that the US dollar-denominated green bond index, unlike its euro equivalent, has a shorter duration than its non-green equivalent – 5 years and 5.9 years, respectively.[52] This allows the green bond index to perform better in an environment of rising interest rates. The green bond index also has a higher allocation to corporate and government-related issuers because the US government itself has not yet issued green bonds. This results in a higher risk premium or spread compared with the non-green index. This combination of shorter duration and higher spread contributed to the outperformance of the green bond index in six of the past seven years, including 2022 when many central banks were aggressively raising rates in a bid to curb inflation.

## Performance of US Dollar-Denominated Green Bond Index Versus Aggregate Index

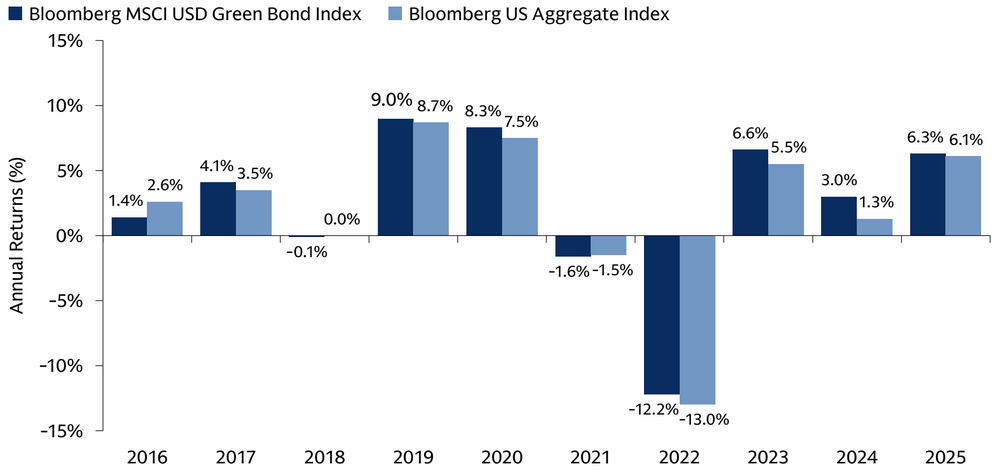


Source: Goldman Sachs Asset Management, Bloomberg, MSCI. As of September 30, 2025.
**Past performance does not predict future returns and does not guarantee future results, which may vary.**

51 Goldman Sachs Asset Management, Bloomberg, MSCI. As of September 30, 2025.
52 Ibid.


Introduction

**Standard Bonds With Green Goals**

What Are Green Bonds?
Promoting Sound Issuance
Use of Proceeds
Review and Reporting
Regulatory Initiatives

**From Niche to Mainstream**

Market Expansion
Green Bond Market Highlights
Market Performance
Market Developments
Market Composition
Green Bond Market Composition
Government-Related Issuers
Corporate Issuers

**A Potential Complement to Your Fixed Income Allocation**

The Role of Green Bonds in Your Portfolio
Active Management
Managing Greenwashing Risk
Does Impact Come at a Cost?
Investment Team



# Market Developments

The green bond market has seen notable developments in recent years associated with thematic areas closely tied to climate change, such as the blue economy, biodiversity, and climate change adaptation and resilience.

The market in "blue bonds" has grown rapidly since its debut in 2018,[53] with cumulative issuance reaching $15.3 billion in June 2025.[54] Blue bonds are sustainable bonds whose proceeds are used to finance marine and ocean-based activities with positive environmental and economic benefits.[55]

In 2024, French water-management company Saur became the first European water utility to issue a blue bond, raising €550 million for projects related to the water life cycle.[56] Market momentum continued into 2025, when Italian utility Acea issued its "Green & Blue Financing Framework," with a focus on water-sector projects linked to blue economy initiatives.[57] Companies issuing blue bonds in 2025 included Tideway, the British company behind London's super sewer, which became the first UK corporate to issue a sterling-denominated blue bond.[58] Other issuers included Sabesp, a Brazilian provider of waste and sewage services.[59]

On the biodiversity front, ICMA issued new guidance on sustainable bonds intended to finance nature-related projects.[60] In addition, the Climate Bonds Initiative released its Climate Bonds Resilience Taxonomy, which provides a classification system and interim screening criteria for climate adaptation and resilience investments.[61] The Tokyo Metropolitan Government then issued the first climate bond certified under the new criteria and taxonomy.[62]

53 The world's first blue bond was issued by Seychelles in 2018. See "Seychelles Launches World's First Sovereign Blue Bond," World Bank Group.As of October 29, 2018.
54 "Seychelles: Introducing the World's First Sovereign Blue Bond," World Bank case study. Data as of June 27, 2025.
55 "Bonds to Finance the Sustainable Blue Economy: A Practitioner's Guide," ICMA. As of September 2023.
56 "Saur Successfully Priced a Blue Bond for EUR 550 Million," Saur. As of October 17, 2024.
57 "Green & Blue Financing Framework," Acea. As of February 2025.
58 "Super Sewer Project Becomes First UK Company to Issue Blue Bonds," Tideway. As of June 26, 2025.
59 "Clifford Chance Advises Brazil's Sabesp on First-Ever Corporate Blue Bond Issuance by a Company in Latin America," Clifford Chance. As of August 1, 2025.
60 "Sustainable Bonds for Nature: A Practitioner's Guide," ICMA. As of June 2025.
61 "Climate Bonds Resilience Taxonomy Methodology," CBI. As of May 1, 2025.
62 "Tokyo Metropolitan Government to Issue World's First Climate Bond Certified Using the Resilience Criteria and Taxonomy, CBI. As of October 10, 2025.


Introduction

**Standard Bonds With Green Goals**

What Are Green Bonds?
Promoting Sound Issuance
Use of Proceeds
Review and Reporting
Regulatory Initiatives

**From Niche to Mainstream**

Market Expansion
Green Bond Market Highlights
Market Performance
Market Developments
Market Composition
Green Bond Market Composition
Government-Related Issuers
Corporate Issuers

**A Potential Complement to Your Fixed Income Allocation**

The Role of Green Bonds in Your Portfolio
Active Management
Managing Greenwashing Risk
Does Impact Come at a Cost?
Investment Team

# Market Composition

Europe has long been the main driving force in the green bond market, fueled by a diverse mix of issuers across the region. In 2024, Europe claimed the top three spots in global non-sovereign issuance, with the EU in first place, the EIB in second and KfW in third, according to the Climate Bonds Initiative.[63] The region's leading role in the market is reflected in the volume of euro-denominated green bonds, which accounted for 49% of the market as of the third quarter of 2025.[64]

Chinese renminbi-denominated bonds ranked second in the market with a 20% share. US dollar-denominated bonds issued by corporates and local authorities in the US as well as other issuers around the world came in third at 13%. The remainder of the market was made up of bonds issued in other currencies, led by the Swedish krona, Canadian dollar and pound sterling.

We expect the European market to continue to expand in the years ahead, driven by the ambitious issuance plans announced by the EU as part of its NextGenerationEU program. The EU plans to raise as much as €712 billion for the program, with up to 30% in green bonds. This would make the EU the world's largest green bond issuer.[65]

Green bond issuance in the US has dropped off in 2025 amid policy headwinds. One constraint on expansion of the US green bond market is that issuance continues to be driven largely by corporates, states and local authorities, and it remains unclear if the US Treasury will start issuing green bonds in the future. An industry group that advises the Treasury said in a report published in May 2024 that "green bonds may bring in new demand for Treasuries and could warrant further study."[66] The report from the Treasury Borrowing Advisory Committee, a group of US securities dealers and investors that works closely with the Treasury, raised the possibility of green bond issuance in the context of expanding the potential types of securities sold by the government to benefit from shifts in demand.[67]

While US issuance retreats, China has increased its market share in 2025. China updated its green bond standards in mid-2022 to align them more closely with global market guidelines. (A more detailed discussion begins on page 13.) This overhaul could increase transparency and potentially spur market growth by making Chinese green bonds more attractive to international investors. Elsewhere in emerging markets, where issuance has been slow, green bonds could allow companies and governments to broaden their investor base by appealing to sustainable investors.

63 "Sustainable Debt: Global State of the Market 2024," Climate Bonds Initiative. As of May 31, 2025.
64 Goldman Sachs Asset Management, Bloomberg. As of September 30, 2025.
65 "EU Investor Presentation: Investing in EU-Bonds & EU-Bills," European Commission. As of September 30, 2024.
66 "Report to the Secretary of the Treasury from the Treasury Borrowing Advisory Committee," US Department of the Treasury website. As of May 1, 2024.
67 "U.S. Treasury Group Weighs First Green-bond Sales," Bloomberg News. As of May 1, 2024.



Introduction
**Standard Bonds With Green Goals**
What Are Green Bonds?
Promoting Sound Issuance
Use of Proceeds
Review and Reporting
Regulatory Initiatives
**From Niche to Mainstream**
Market Expansion
Green Bond Market Highlights
Market Performance
Market Developments
Market Composition
Green Bond Market Composition
Government-Related Issuers
Corporate Issuers
**A Potential Complement to Your Fixed Income Allocation**
The Role of Green Bonds in Your Portfolio
Active Management
Managing Greenwashing Risk
Does Impact Come at a Cost?
Investment Team

# Green Bond Market Composition

Click here to show issuance by:

TYPE | SECTOR | REGION | CURRENCY | RATING

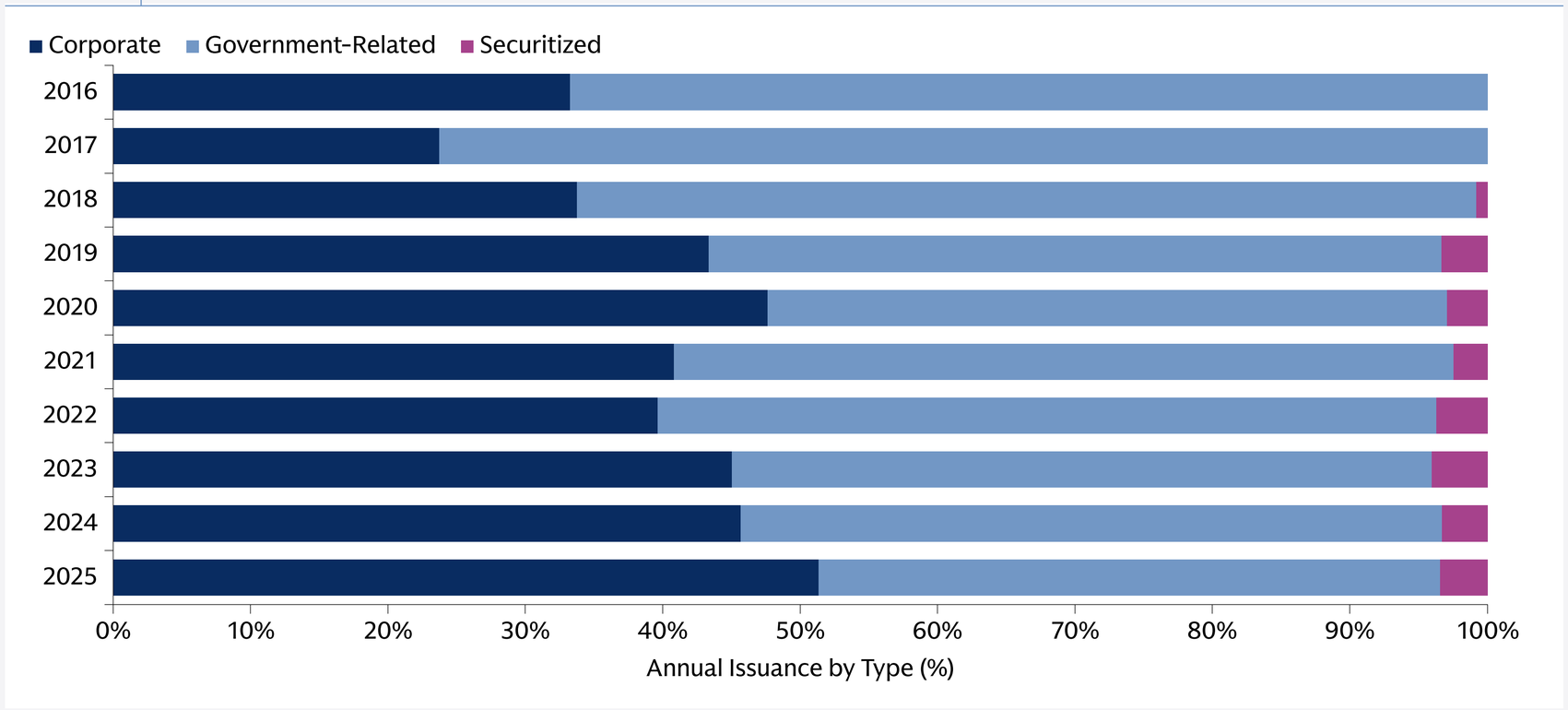


Source: Goldman Sachs Asset Management, Bloomberg. As of September 30, 2025. For illustrative purposes only.


Introduction

**Standard Bonds With Green Goals**

What Are Green Bonds?

Promoting Sound Issuance

Use of Proceeds

Review and Reporting

Regulatory Initiatives

**From Niche to Mainstream**

Market Expansion

Green Bond Market Highlights

Market Performance

Market Developments

Market Composition

Green Bond Market Composition

Government-Related Issuers

Corporate Issuers

**A Potential Complement to Your Fixed Income Allocation**

The Role of Green Bonds in Your Portfolio

Active Management

Managing Greenwashing Risk

Does Impact Come at a Cost?

Investment Team

# Amgen

An increasing number of US companies have issued green bonds during the past decade. For example, Apple entered the market in 2016, raising $1.5 billion – then the largest green bond issued by a US corporation.[68] More recently, the California-based biotechnology medicines firm Amgen tapped the market for the first time in 2022 with a $750 million green bond.[69]

The issue was six times oversubscribed, demonstrating the continued strength of investor appetite for green bonds. This allowed Amgen to trim its borrowing costs by about eight basis points, the company said at the time.[70] This downward pressure on yields is known as the green premium, or "greenium." (See the discussion of the greenium on page 35.)

The use of proceeds from the seven-year green bond was aligned with Amgen's Green Financing Framework, which sets out eligible projects in five categories: green buildings, eco-efficient operations and processes, eco-efficient products, renewable energy and clean transportation.[71] The green buildings category covers expenditures related to buildings or facilities expected to receive a gold or platinum LEED (Leadership in Energy and Environmental Design) rating.[72] The eco-efficient operations category includes projects to boost energy efficiency, promote sustainable water and prevent pollution.

Projects under Amgen's eco-efficient products category include developing more sustainable packaging and using chemical processes that reduce waste and conserve energy. The renewable energy category includes developing wind and solar power, while clean-transportation projects include adding electric vehicles (EVs) to Amgen's fleet and installing EV charging stations at the company's locations.

In its Green Financing Framework, Amgen outlines how its eligible projects align with the SDGs:

| Category | SDGs Supported |
|---|---|
| Green Buildings | 11 |
| Eco-efficient Operations and Processes | 6, 9, 12 |
| Eco-efficient Products | 9, 12 |
| Renewable Energy | 7 |
| Clean Transportation | 11 |

68 "Apple Issues $1.5 Billion in Green Bonds in First Sale," Reuters. As of February 17, 2016.
69 "Amgen Issues Inaugural Green Bond to Advance ESG Goals," Amgen press release. As of February 22, 2022.
70 "Amgen Mulls More Green Bonds After 'Robust Interest' in Debut," Bloomberg News. As of March 29, 2022.
71 "Green Financing Framework 2022," Amgen. As of February 16, 2022.
72 The LEED certification program was developed by the non-profit US Green Building Council. See "LEED Rating System," USGBC website. As of May 20, 2023.

Case studies and examples are for illustrative purposes only. Any reference to a specific company or security does not constitute a recommendation to buy, sell, hold or directly invest in the company or its securities. Performance results vary depending on the client's investment goals, objectives, and constraints. There can be no assurance that the same or similar results to those presented above can or will be achieved. Company names and logos, excluding those of Goldman Sachs and any of its affiliates, are trademarks or registered trademarks of their respective holders. Use by Goldman Sachs does not imply or suggest a sponsorship, endorsement or affiliation.

Introduction

**Standard Bonds With Green Goals**

What Are Green Bonds?
Promoting Sound Issuance
Use of Proceeds
Review and Reporting
Regulatory Initiatives

**From Niche to Mainstream**

Market Expansion
Green Bond Market Highlights
Market Performance
Market Developments
Market Composition
Green Bond Market Composition
Government-Related Issuers
Corporate Issuers

**A Potential Complement to Your Fixed Income Allocation**

The Role of Green Bonds in Your Portfolio
Active Management
Managing Greenwashing Risk
Does Impact Come at a Cost?
Investment Team

# Government-Related Issuers

The Bloomberg Global Sector Classification Scheme divides the green bond market into four broad issuer categories: treasury, government-related, corporate and securitized.[73] For the purposes of this guide, we include treasury in the government-related category.

The early years of the green bond market were dominated by government-related (including treasury) issuance, though this category has gradually ceded market share to corporate issuance and securitized bonds such as asset-backed securities (ABS), mortgage-backed securities (MBS) and covered bonds, which are collateralized against a pool of assets. As of the third quarter of 2025, government-related green bonds amounted to 45.2% of the market, compared with 51.3% for corporate bonds and 3.4% for securitizations.[74]

### Share of Annual Government-Related Green Bond Issuance by Sector

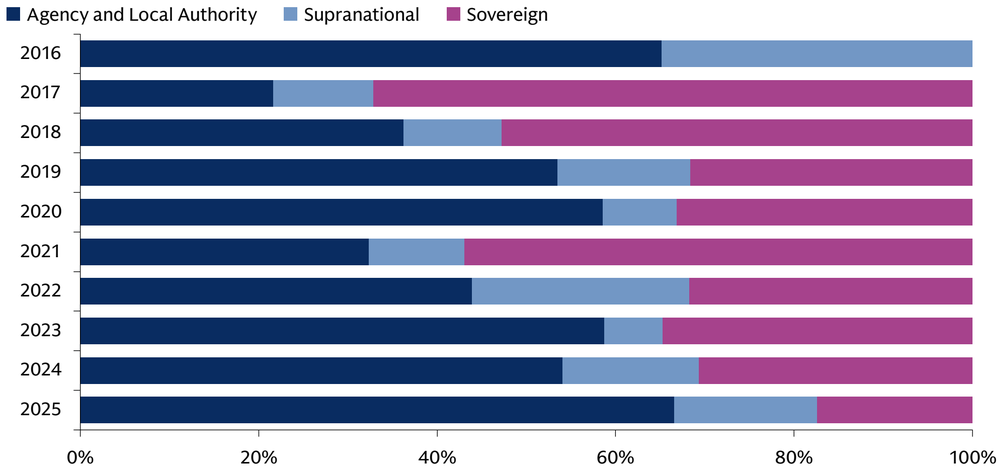


Source: Goldman Sachs Asset Management, Bloomberg. As of September 30, 2025. For illustrative purposes only.

The government-related category covers all issuers with government affiliations, dividing them into four subsectors: agency, sovereign, supranational and local authority. The agency section is further divided into three groups. Government-guaranteed issues carry direct guarantees of timely payment of interest and principal. Government-owned no-guarantee issuers are 50% or more owned by central governments, but issue debt that carries no guarantee of timely repayment. Government-sponsored issuers are less than 50% owned by central governments and have no guarantee but carry out government policies and benefit from "closeness" to the central government.

### Ranking sovereign issuers

| # | Country | Amount Issued ($bn) | # | Country | Amount Issued ($bn) |
|---|---|---|---|---|---|
| 1. | France | $165 | 6. | Netherlands | $41 |
| 2. | Germany | $105 | 7. | Hong Kong | $38 |
| 3. | Italy | $67 | 8. | Spain | $33 |
| 4. | Canada | $51 | 9. | China | $30 |
| 5. | Japan | $47 | 10. | Sweden | $30 |

Source: Goldman Sachs Asset Management, Bloomberg. Based on Bloomberg data as of September 30, 2025. For illustrative purposes only.

73 "Bloomberg Barclays Methodology," Bloomberg. As of April 29, 2020.
74 Goldman Sachs Asset Management, Bloomberg. As of September 30, 2025.


Introduction

**Standard Bonds With Green Goals**

What Are Green Bonds?
Promoting Sound Issuance
Use of Proceeds
Review and Reporting
Regulatory Initiatives

**From Niche to Mainstream**

Market Expansion
Green Bond Market Highlights
Market Performance
Market Developments
Market Composition
Green Bond Market Composition
Government-Related Issuers
Corporate Issuers

**A Potential Complement to Your Fixed Income Allocation**

The Role of Green Bonds in Your Portfolio
Active Management
Managing Greenwashing Risk
Does Impact Come at a Cost?
Investment Team

CASE STUDY

# Adif Alta Velocidad


Image: Adif Archive

Adif Alta Velocidad, a public service company within the Spanish Ministry of Transport, Mobility and the Urban Agenda, issued its first green bond in 2017, making it the first Spanish public entity to tap the market. The company has returned to the market regularly since that time to help finance its core tasks: building and managing the country's high-speed rail network. In April 2024, Adif AV issued a €600 million green bond that was 5.5 times oversubscribed, making it the second-most oversubscribed issue in the company's history.[75]

Adif AV's issuance is governed by its Green Financing Framework, which is aligned with the Green Bond Principles.[76] The company invests the proceeds in eligible projects that fall into two categories: new rail lines and line extensions; and maintaining, upgrading and improving the energy efficiency of the high-speed rail system.

Among the eligible projects for green-bond financing, one of the biggest outlays has been on the high-speed line linking Madrid and the region of Galicia in northwest Spain.[77] Significant investment has also been made in the high-speed rail link between Madrid and the Levante region on Spain's Mediterranean coast. Funds have also been allocated to the development of reversible substations that recover energy generated by braking trains and return it to the network. Adid AV's green bonds support three of the UN's SDGs, according to the company:[78]

**SDGs Supported**




75 "Adif AV cierra una emisión de 600 M€ en 'bonos verdes' para seguir financiando proyectos sostenibles," Adif AV press release. As of April 17, 2024.

76 " Green Financing Framework," Adif AV. As of August 2022.

77 " Fixed Income Investor Presentation," Adif AV website. As of April 2023.

78 Ibid.

Case studies and examples are for illustrative purposes only. Any reference to a specific company or security does not constitute a recommendation to buy, sell, hold or directly invest in the company or its securities. Performance results vary depending on the client's investment goals, objectives, and constraints. There can be no assurance that the same or similar results to those presented above can or will be achieved. Company names and logos, excluding those of Goldman Sachs and any of its affiliates, are trademarks or registered trademarks of their respective holders. Use by Goldman Sachs does not imply or suggest a sponsorship, endorsement or affiliation.



Introduction

**Standard Bonds With Green Goals**

What Are Green Bonds?

Promoting Sound Issuance

Use of Proceeds

Review and Reporting

Regulatory Initiatives

**From Niche to Mainstream**

Market Expansion

Green Bond Market Highlights

Market Performance

Market Developments

Market Composition

Green Bond Market Composition

Government-Related Issuers

Corporate Issuers

**A Potential Complement to Your Fixed Income Allocation**

The Role of Green Bonds in Your Portfolio

Active Management

Managing Greenwashing Risk

Does Impact Come at a Cost?

Investment Team

# Corporate Issuers

The corporate green bond market kicked off in 2013, led by issuers such as Credit Agricole Corporate and Investment Bank,[79] Bank of America[80] and Vasakronan, one of Sweden's largest property companies.[81] It began expanding the following year, facilitated by ICMA's publication of the Green Bond Principles.

Financial firms have dominated corporate green bond issuance for years, and accounted for 44% of outstanding bonds in the third quarter of 2025.[82] The largest financial corporate green bond of 2024 – $2.8 billion – was issued by China Construction Bank Corp.[83] Issuance by utilities made up 32% of the market, followed by industrial companies at 24%.

Investors should keep in mind that the composition of the corporate green bond market differs significantly from the non-green equivalent. In the broader market, industrial companies issue the majority of bonds -- 51.5% through the third quarter of 2025 -- while financial institutions accounted for 39.2% and utilities for 9.3%.[84] These and other differences could affect investors' decisions about how much they want to allocate to green bonds and which conventional bonds they can replace in their portfolios. (A more detailed discussion of how green bonds fit into a fixed income portfolio begins on page 32.)

79 "Sustainable Banking," Credit Agricole CIB website. As of June 7, 2023.
80 "ESG-Themed Issuances," Bank of America website. As of June 7, 2023.
81 "Green Financing," Vasakronan website. As of May 16, 2023.
82 Goldman Sachs Asset Management, Bloomberg. As of September 30, 2025.
83 "Sustainable Debt: Global State of the Market 2024," Climate Bonds Initiative. As of May 31, 2025.
84 Goldman Sachs Asset Management, Bloomberg. As of September 30, 2025.

## Corporate Green Bond Market Value and Annual Issuance by Sector Breakdown

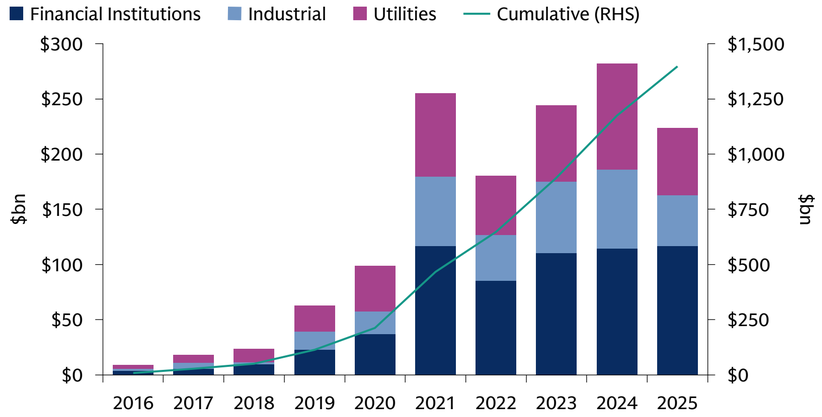


Source: Goldman Sachs Asset Management, Bloomberg. Data as of September 30, 2025.
For illustrative purposes only.

## Outstanding Corporate Green Bonds in 2025

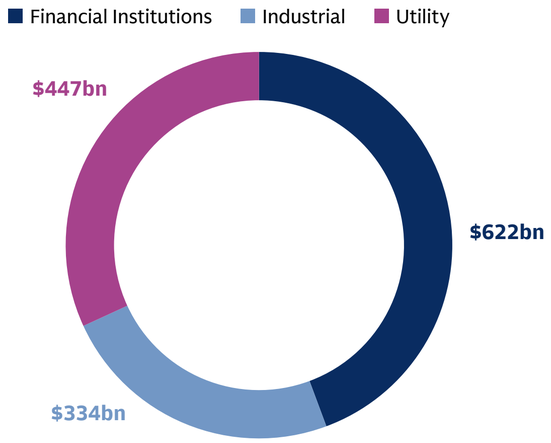


Source: Goldman Sachs Asset Management, Bloomberg. As of September 30, 2025.
For illustrative purposes only.

Introduction

**Standard Bonds With Green Goals**

What Are Green Bonds?
Promoting Sound Issuance
Use of Proceeds
Review and Reporting
Regulatory Initiatives

**From Niche to Mainstream**

Market Expansion
Green Bond Market Highlights
Market Performance
Market Developments
Market Composition
Green Bond Market Composition
Government-Related Issuers
Corporate Issuers

**A Potential Complement to Your Fixed Income Allocation**

The Role of Green Bonds in Your Portfolio
Active Management
Managing Greenwashing Risk
Does Impact Come at a Cost?
Investment Team

CASE STUDY

# NTT Group



Green bond issuance has grown in the Asia-Pacific region, accounting for 29% of the global market in the third quarter of 2025.[85] While China is the largest issuer in the region, Japan has emerged as a force in the market, with the equivalent of $114 billion in green bonds outstanding in the third quarter of 2025.[86] Government and government-related entities were the largest Japanese issuers in the first three quarters of 2025, followed by non-financial corporates and financial corporates.[87]

Japanese telecommunications giant Nippon Telegraph and Telephone (NTT) first tapped the international green bond market in 2021, raising a total of €1.5 billion. The bonds were issued by the company's financing arm, NTT Finance Corp., under NTT Group's Green Bond Framework. The largest share of the proceeds was allocated to investment related to developing Japan's 5G mobile telecommunications network, followed by investment in fiber-to-the-home (FTTH) programs involving the installation of optical fiber to individual buildings to provide high-speed internet access.[88] Smaller allocations financed investment in green buildings and renewable energy.

The installation of 5G base stations can save power compared with older models, improving energy efficiency, according to NTT Finance.[89] New base stations can also help save standby power by automatically shifting to sleep mode at night and when traffic is slow. This will be critical in the years ahead, with the amount of traffic expected to increase exponentially, according to the company. FTTH investment is also expected to contribute to greater energy efficiency. By helping boost energy efficiency, NTT Finance says its 5G and FTTH programs support two of the UN SDGs:

**SDGs Supported**




85 Goldman Sachs Asset Management, Bloomberg. As of September 30, 2025.

86 Ibid.

87 Ibid.

88 "Fund Allocation Status Reporting (April 2023 – March 2024)," NTT Finance website. As of June 21, 2024.

89 "NTT Group Green Bond Framework," NTT Finance website. As of June 2022.

Case studies and examples are for illustrative purposes only. Any reference to a specific company or security does not constitute a recommendation to buy, sell, hold or directly invest in the company or its securities. Performance results vary depending on the client's investment goals, objectives, and constraints. There can be no assurance that the same or similar results to those presented above can or will be achieved. Company names and logos, excluding those of Goldman Sachs and any of its affiliates, are trademarks or registered trademarks of their respective holders. Use by Goldman Sachs does not imply or suggest a sponsorship, endorsement or affiliation.


Introduction

**Standard Bonds With Green Goals**

What Are Green Bonds?

Promoting Sound Issuance

Use of Proceeds

Review and Reporting

Regulatory Initiatives

**From Niche to Mainstream**

Market Expansion

Green Bond Market Highlights

Market Performance

Market Developments

Market Composition

Green Bond Market Composition

Government-Related Issuers

Corporate Issuers

**A Potential Complement to Your Fixed Income Allocation**

The Role of Green Bonds in Your Portfolio

Active Management

Managing Greenwashing Risk

Does Impact Come at a Cost?

Investment Team



# A Potential Complement to Your Fixed Income Allocation


Introduction

**Standard Bonds With Green Goals**

What Are Green Bonds?

Promoting Sound Issuance

Use of Proceeds

Review and Reporting

Regulatory Initiatives

**From Niche to Mainstream**

Market Expansion

Green Bond Market Highlights

Market Performance

Market Developments

Market Composition

Green Bond Market Composition

Government-Related Issuers

Corporate Issuers

**A Potential Complement to Your Fixed Income Allocation**

The Role of Green Bonds in Your Portfolio

Active Management

Managing Greenwashing Risk

Does Impact Come at a Cost?

Investment Team

# The Role of Green Bonds in Your Portfolio

We believe that green bonds' transparent use-of-proceeds structure and their focus on delivering measurable environmental benefits make them an effective tool for issuers to finance the climate transition. For investors, green bonds exhibit similar risk and return characteristics as traditional bonds, while potentially helping improve a portfolio's alignment with global climate initiatives such as the UN Sustainable Development Goals.

Like conventional bonds, green bonds come in investment and non-investment grade, though most corporate green bonds are investment grade. The credit profile of a green bond is the same as that of a traditional bond from the same issuer, and green bond holders have the same recourse to the issuer. In terms of yield, there is no significant difference between green and non-green bonds.

Replacing a portion of a conventional fixed income portfolio with green bonds can potentially bring benefits beyond helping investors achieve their climate ambitions based on their risk and investment objectives. Green bonds can finance environmentally beneficial assets such as green buildings that could bear a lower credit risk over time. They can help reduce climate change-related risks in portfolios resulting from policy changes such as carbon taxation that could lead to stranded assets.

There are differences between green and conventional bonds, of course, and they go beyond the green label. Financial institutions and utilities account for a larger share of the corporate green bond market than they do in the broader corporate fixed income market, while industrial companies make up a smaller share.[90] The green bond market is led by euro-denominated bonds, whereas in the overall market the US dollar occupies the top spot.[91] These and other differences could affect investors' decisions about how much they want to allocate to green bonds and which conventional bonds they can replace in their portfolios based on their risk tolerance and investment objectives.

90 Goldman Sachs Asset Management, Bloomberg. As of September 30, 2025.
91 Ibid.
Goldman Sachs does not provide accounting, tax or legal advice. Please see additional disclosures at the end of this presentation.



Introduction

**Standard Bonds With Green Goals**

What Are Green Bonds?
Promoting Sound Issuance
Use of Proceeds
Review and Reporting
Regulatory Initiatives

**From Niche to Mainstream**

Market Expansion
Green Bond Market Highlights
Market Performance
Market Developments
Market Composition
Green Bond Market Composition
Government-Related Issuers
Corporate Issuers

**A Potential Complement to Your Fixed Income Allocation**

The Role of Green Bonds in Your Portfolio
Active Management
Managing Greenwashing Risk
Does Impact Come at a Cost?
Investment Team

# Active Management

At Goldman Sachs Asset Management, we believe that investing in green bonds requires the same **active investment approach** as traditional bonds. Selecting an asset manager with a strong fundamental research process and robust risk management is crucial, and in our view can potentially help investors limit downside risk and uncover the opportunities with the most attractive potential returns.

In active management of green bonds, it falls on the asset manager to analyze the use of proceeds at a project level. We believe it is important to use asset managers that employ screening criteria to align with green bond guidelines such as the Green Bond Principles and Climate Bonds Standard. In our view, it is also important to find an asset manager that can consider the overall sustainability profile of a green bond issuer beyond a single issuance.

We believe it is an asset manager's fiduciary duty to allocate clients' capital to its best use and to ensure the optimal use is made of that capital through engagement with bond issuers. We believe that asset managers who have frequent **dialogue with issuers** throughout the life of a bond – from preparing for issuance to reporting on impact – can deliver results that benefit investors. This regular contact gives the manager a better understanding of both the issuer's sustainability profile and the individual issue to help ensure exposure to bonds and companies that do not overstate their impact. Engagement with bond issuers is particularly important when it comes to high-yield and emerging-market issuers, as these companies and governments often have fewer resources to devote to thorough sustainability reports.

For a green bond with a 10-year maturity, for example, an asset manager needs to have the ability to monitor and understand the project's environmental impact over that time horizon. And just like traditional asset managers, we think asset managers reviewing green bonds should conduct credit analysis to provide a fundamental view of a company's creditworthiness and its ability to meet financial obligations.


Introduction

**Standard Bonds With Green Goals**

What Are Green Bonds?

Promoting Sound Issuance

Use of Proceeds

Review and Reporting

Regulatory Initiatives

**From Niche to Mainstream**

Market Expansion

Green Bond Market Highlights

Market Performance

Market Developments

Market Composition

Green Bond Market Composition

Government-Related Issuers

Corporate Issuers

**A Potential Complement to Your Fixed Income Allocation**

The Role of Green Bonds in Your Portfolio

Active Management

Managing Greenwashing Risk

Does Impact Come at a Cost?

Investment Team



# Managing Greenwashing Risk

The risk of greenwashing is much discussed in the green bond market. The term describes the practice of making overstated or misleading claims about the environmental ambition of a project, asset or activity.

Our Green, Social and Impact Bonds team applies a broader concept of greenwashing that goes beyond misleading climate claims. For example, if an issuer has no strategy for adopting a more sustainable business model, the credibility of a green bond issuance could be diminished. By contrast, companies with long-term sustainability strategies could be considered more forward-looking, innovative, and resilient to the negative spill-over effects of climate change.

Stringent selection criteria can help in managing potential greenwashing risks. We believe investors should pay particular attention to bond documentation, the green impact of a bond – including alignment with accepted green bond standards – and the sustainability strategy of a bond issuer. Engagement with green bond issuers may also support the assessment of an issuer's creditworthiness. We think selecting an asset manager with a strong fundamental research process, detailed reporting, and robust risk management is crucial, and can help investors avoid controversies, manage downside risk and help uncover the opportunities with the most attractive potential returns.


Introduction

**Standard Bonds With Green Goals**

What Are Green Bonds?

Promoting Sound Issuance

Use of Proceeds

Review and Reporting

Regulatory Initiatives

**From Niche to Mainstream**

Market Expansion

Green Bond Market Highlights

Market Performance

Market Developments

Market Composition

Green Bond Market Composition

Government-Related Issuers

Corporate Issuers

**A Potential Complement to Your Fixed Income Allocation**

The Role of Green Bonds in Your Portfolio

Active Management

Managing Greenwashing Risk

Does Impact Come at a Cost?

Investment Team

# Does Impact Come at a Cost?

Another much-debated topic among investors is the “greenium,” or green premium, which implies that supporting environmental concerns by investing in green bonds comes at the cost of financial performance. The idea is that a green bond with the same terms as a conventional bond such as rating and maturity may trade at a lower spread and higher price compared with a conventional bond. As a result, holding such bonds to maturity could potentially yield a lower return.

In theory, there is no reason why the fact that a bond is green should affect its value. Green bonds rank on an equal footing with other bonds with the same financial characteristics from the same issuer. Although green bond issuance does involve some additional costs relating to third-party review and certification, these have been declining over time.

One aspect of the market that has supported the greenium has been the combination of high investor demand for green bonds and relatively short supply. This is especially true of issuers in sectors other than financials and utilities that are underrepresented in the green bond universe. As issuance increases, the willingness of investors to pay more for green bonds may wane.

While there is some evidence that indicates the existence of a greenium in some less-developed sectors of the green bond market, across the market as a whole, the greenium has narrowed considerably in recent years.


Introduction

**Standard Bonds With Green Goals**

What Are Green Bonds?

Promoting Sound Issuance

Use of Proceeds

Review and Reporting

Regulatory Initiatives

**From Niche to Mainstream**

Market Expansion

Green Bond Market Highlights

Market Performance

Market Developments

Market Composition

Green Bond Market Composition

Government-Related Issuers

Corporate Issuers

**A Potential Complement to Your Fixed Income Allocation**

The Role of Green Bonds in Your Portfolio

Active Management

Managing Greenwashing Risk

Does Impact Come at a Cost?

Investment Team

# Investment Team[92]
# Sustainable and Impact Fixed Income



**Bram Bos**
Global Head of Sustainable and Impact Fixed Income



**Douglas Farquhar**
Client Portfolio Manager Sustainable and Impact Fixed Income



**Isobel Edwards**
Head of Sustainable and Impact Fixed Income Research



**Annemieke Coldeweijer**
Portfolio Manager
Sustainable Credit



**Alexander Bergmueller**
Client Portfolio Manager Sustainable and Impact Fixed Income



**Kaili Mao**
Sustainable and Impact Fixed Income Research Analysis



**Jurre Halsema**
Portfolio Manager
Green, Social and Impact Bonds



**Panagiota Batziou**
Sustainable and Impact Fixed Income Research Analysis



**Francesco Tassiano**
Sustainable and Impact Fixed Income Research Analysis



**Roel van Broekhuizen**
Portfolio Manager
Green, Social and Impact Bonds



**Yun-Chun Liu**
Sustainable and Impact Fixed Income Research Analysis



**Sikai Liu**
Portfolio Specialist

92 As of September 30, 2025.


Introduction

**Standard Bonds With Green Goals**

What Are Green Bonds?

Promoting Sound Issuance

Use of Proceeds

Review and Reporting

Regulatory Initiatives

**From Niche to Mainstream**

Market Expansion

Green Bond Market Highlights

Market Performance

Market Developments

Market Composition

Green Bond Market Composition

Government-Related Issuers

Corporate Issuers

**A Potential Complement to Your Fixed Income Allocation**

The Role of Green Bonds in Your Portfolio

Active Management

Managing Greenwashing Risk

Does Impact Come at a Cost?

Investment Team

## RISK DISCLOSURES

Environmental, Social and Governance ("ESG") strategies may take risks or eliminate exposures found in other strategies or broad market benchmarks that may cause performance to diverge from the performance of these other strategies or market benchmarks. ESG strategies will be subject to the risks associated with their underlying investments' asset classes. Further, the demand within certain markets or sectors that an ESG strategy targets may not develop as forecasted or may develop more slowly than anticipated.

Investments in fixed income securities are subject to the risks associated with debt securities generally, including credit, liquidity, interest rate, prepayment and extension risk. Bond prices fluctuate inversely to changes in interest rates. Therefore, a general rise in interest rates can result in the decline in the bond's price. The value of securities with variable and floating interest rates are generally less sensitive to interest rate changes than securities with fixed interest rates. Variable and floating rate securities may decline in value if interest rates do not move as expected. Conversely, variable and floating rate securities will not generally rise in value if market interest rates decline. Credit risk is the risk that an issuer will default on payments of interest and principal. Credit risk is higher when investing in high yield bonds, also known as junk bonds. Prepayment risk is the risk that the issuer of a security may pay off principal more quickly than originally anticipated. Extension risk is the risk that the issuer of a security may pay off principal more slowly than originally anticipated. All fixed income investments may be worth less than their original cost upon redemption or maturity.

The portfolio risk management process includes an effort to monitor and manage risk but does not imply low risk.

Capital is at risk.

## GENERAL DISCLOSURES

**This marketing communication is published by Goldman Sachs Asset Management B.V., a UCITS/AIF management company domiciled in the Netherlands and is intended for MiFID professional investors only.** This marketing communication has been prepared solely for the purpose of information and does not constitute an offer, in particular a prospectus or any invitation to treat, buy or sell any security or to participate in any trading strategy or the provision of investment services or investment research. While particular attention has been paid to the contents of this marketing communication, no guarantee, warranty or representation, express or implied, is given to the accuracy, correctness or completeness thereof. Any information given in this marketing communication may be subject to change or update without notice. Neither Goldman Sachs Asset Management B.V. nor any other company or unit belonging to The Goldman Sachs Group Inc., nor any of its directors or employees can be held directly or indirectly liable or responsible with respect to this marketing communication. Use of the information contained in this marketing communication is at your own risk. This marketing communication and information contained herein must not be copied, reproduced, distributed or passed to any person other than the recipient without Goldman Sachs Asset Management B.V.'s prior written consent. Investment sustains risk. Please note that the value of any investment may rise or fall and that past performance is not indicative of future results and should in no event be deemed as such. This marketing communication is not directed at and must not be acted upon by US Persons as defined in Rule 902 of Regulation S of the United States Securities Act of 1933, and is not intended and may not be used to solicit sales of investments or subscription of securities in countries where this is prohibited by the relevant authorities or legislation. Any claims arising out of or in connection with the terms and conditions of this disclaimer are governed by Dutch law.

This material is provided for educational purposes only and should not be construed as investment advice or an offer or solicitation to buy or sell securities.

THIS MATERIAL DOES NOT CONSTITUTE AN OFFER OR SOLICITATION IN ANY JURISDICTION WHERE OR TO ANY PERSON TO WHOM IT WOULD BE UNAUTHORIZED OR UNLAWFUL TO DO SO.

Prospective investors should inform themselves as to any applicable legal requirements and taxation and exchange control regulations in the countries of their citizenship, residence or domicile which might be relevant.

This information discusses general market activity, industry or sector trends, or other broad-based economic, market or political conditions and should not be construed as research or investment advice. This material has been prepared by Goldman Sachs Asset Management and is not financial research nor a product of Goldman Sachs Global Investment Research (GIR). It was not prepared in compliance with applicable provisions of law designed to promote the independence of financial analysis and is not subject to a prohibition on trading following the distribution of financial research. The views and opinions expressed may differ from those of Goldman Sachs Global Investment Research or other departments or divisions of Goldman Sachs and its affiliates. Investors are urged to consult with their financial advisors before buying or selling any securities. This information may not be current and Goldman Sachs Asset Management has no obligation to provide any updates or changes.

Any reference to a specific company or security does not constitute a recommendation to buy, sell, hold or directly invest in the company or its securities. It should not be assumed that investment decisions made in the future will be profitable or will equal the performance of the securities discussed in this document.

Economic and market forecasts presented herein reflect a series of assumptions and judgments as of the date of this presentation and are subject to change without notice. These forecasts do not take into account the specific investment objectives, restrictions, tax and financial situation or other needs of any specific client. Actual data will vary and may not be reflected here. These forecasts are subject to high levels of uncertainty that may affect actual performance. Accordingly, these forecasts should be viewed as merely representative of a broad range of possible outcomes. These forecasts are estimated, based on assumptions, and are subject to significant revision and may change materially as economic and market conditions change. Goldman Sachs has no obligation to provide updates or changes to these forecasts. Case studies and examples are for illustrative purposes only.

References to indices, benchmarks or other measures of relative market performance over a specified period of time are provided for your information only and do not imply that the portfolio will achieve similar results. The index composition may not reflect the manner in which a portfolio is constructed. While an adviser seeks to design a portfolio which reflects appropriate risk and return features, portfolio characteristics may deviate from those of the benchmark.

Indices are unmanaged. The figures for the index reflect the reinvestment of all income or dividends, as applicable, but do not reflect the deduction of any fees or expenses which would reduce returns. Investors cannot invest directly in indices.

The indices referenced herein have been selected because they are well known, easily recognized by investors, and reflect those indices that the Investment Manager believes, in part based on industry practice, provide a suitable benchmark against which to evaluate the investment or broader market described herein.

### Index Definitions

"The Bloomberg MSCI Global Green Bond Index aims to track fixed-income securities in which the proceeds, or an equivalent amount, will be applied to projects or activities that promote climate or other environmental sustainability purposes (green bonds). An independent research-driven methodology created by MSCI ESG Research, called the MSCI Green Bond and Green Loan Assessment Methodology, is used to evaluate index-eligible green bonds. The index excludes issuers with a "Red" MSCI ESG Controversy Flag and negatively screens issuers involved in certain business activities related to certain controversial weapons, or that derive 15% or more revenue from thermal coal mining. Unlike the Bloomberg Global Aggregate Index, the Bloomberg MSCI Global Green Bond Index does not have a minimum time to maturity of one year. Instead, the Index will hold bonds until final maturity." Source: Bloomberg MSCI ESG Fixed Income Indices, Bloomberg. As of July 30, 2024.

"The Bloomberg Global Aggregate Index is a flagship measure of global investment grade debt from twenty-eight local currency markets. This multi-currency benchmark includes treasury, government-related, corporate and securitized fixed-rate bonds from both developed and emerging markets issuers. There are four regional aggregate benchmarks that largely comprise the Global Aggregate Index: the US Aggregate, the Pan-European Aggregate, the Asian-Pacific Aggregate, and the Canadian Aggregate Indices. The Global Aggregate Index also includes Eurodollar, Euro-Yen, and 144A Index-eligible securities, and debt from five local currency markets not tracked by the regional aggregate benchmarks (CLP, COP, MXN, PEN, and ILS)." Source: Bloomberg Fixed Income Indices, Bloomberg. As of October 7, 2024.

"The Bloomberg MSCI Euro Green Bond Index aims to track fixed-income securities in which the proceeds, or


Introduction

**Standard Bonds With Green Goals**

What Are Green Bonds?

Promoting Sound Issuance

Use of Proceeds

Review and Reporting

Regulatory Initiatives

**From Niche to Mainstream**

Market Expansion

Green Bond Market Highlights

Market Performance

Market Developments

Market Composition

Green Bond Market Composition

Government-Related Issuers

Corporate Issuers

**A Potential Complement to Your Fixed Income Allocation**

The Role of Green Bonds in Your Portfolio

Active Management

Managing Greenwashing Risk

Does Impact Come at a Cost?

Investment Team

an equivalent amount, will be applied to projects or activities that promote climate or other environmental sustainability purposes (Green Bonds). An independent research-driven methodology created by MSCI ESG Research, called the MSCI Green Bond and Green Loan Assessment Methodology, is used to evaluate index-eligible green bonds. The index excludes issuers with a "Red" MSCI ESG Controversy Flag and negatively screens issuers that have business activities related to certain controversial weapons, or that derive 15% or more revenue from thermal coal mining. Unlike the Bloomberg Global Aggregate Index, the Bloomberg MSCI Euro Green Bond Index does not have a minimum time to maturity of one year. Instead, the Index will hold bonds until final maturity." Source: Bloomberg MSCI ESG Fixed Income Indices, Bloomberg. As of July 30, 2024.

"The Bloomberg Euro Aggregate Bond Index is a broad-based flagship benchmark that measures the investment grade, euro-denominated, fixed-rate bond market, including treasuries, government-related, corporate and securitized issues. Inclusion is based on currency denomination of a bond and not country of risk of the issuer. The Euro Aggregate is a component of other flagship indices, such as the multi-currency Global Aggregate Index and Pan-European Aggregate Index." Source: Bloomberg Fixed Income Indices, Bloomberg. As of December 15, 2023.

"The Bloomberg MSCI US Green Bond Index aims to track fixed-income securities in which the proceeds, or an equivalent amount, will be applied to projects or activities that promote climate or other environmental sustainability purposes (Green Bonds). An independent research-driven methodology created by MSCI ESG Research, called the MSCI Green Bond and Green Loan Assessment Methodology, is used to evaluate index-eligible green bonds. The index excludes issuers with a "Red" MSCI ESG Controversy Flag and negatively screens issuers that have business activities related to certain controversial weapons, or that derive 15% or more revenue from thermal coal mining. Unlike the Bloomberg Global Aggregate Index, the Bloomberg MSCI US Green Bond Index does not have a minimum time to maturity of one year. Instead, the Index will hold bonds until final maturity." Source: Bloomberg MSCI ESG Fixed Income Indices, Bloomberg. As of July 30, 2024.

"The Bloomberg US Aggregate Bond Index is a broad-based flagship benchmark that measures the investment grade, US dollar-denominated, fixed-rate taxable bond market. The index includes Treasuries, government-related and corporate securities, fixedrate agency MBS, ABS and CMBS (agency and non-agency). Provided the necessary inclusion rules are met, US Aggregate-eligible securities also contribute to the multi-currency Global Aggregate Index and the US Universal Index." Source: Bloomberg Fixed Income Indices, Bloomberg. As of December 15, 2023.

Neither MSCI nor any other party involved in or related to compiling, computing, or creating the MSCI data makes any express or implied warranties or representations with respect to such data (or the results to be obtained by the use thereof), and all such parties hereby expressly disclaim all warranties of originality, accuracy, completeness, merchantability, or fitness for a particular purpose with respect to any of such data. Without limiting any of the foregoing, in no event shall MSCI, any of its affiliates or any third party involved in or related to compiling, computing or creating the data have any liability for any direct, indirect, special, punitive, consequential or any other damages (including lost profits) even if notified of the possibility of such damages. No further distribution or dissemination of the MSCI data is permitted without MSCI's express written consent.

**Past performance does not guarantee future results, which may vary. The value of investments and the income derived from investments will fluctuate and can go down as well as up. A loss of principal may occur.**

Although certain information has been obtained from sources believed to be reliable, we do not guarantee its accuracy, completeness or fairness. We have relied upon and assumed without independent verification, the accuracy and completeness of all information available from public sources.

The website links provided are for your convenience only and are not an endorsement or recommendation by Goldman Sachs Asset Management of any of these websites or the products or services offered. Goldman Sachs Asset Management is not responsible for the accuracy and validity of the content of these websites.

Company names and logos, excluding those of Goldman Sachs and any of its affiliates, are trademarks or registered trademarks of their respective holders. Use by Goldman Sachs does not imply or suggest a sponsorship, endorsement or affiliation.

Goldman Sachs does not provide legal, tax or accounting advice, unless explicitly agreed between you and Goldman Sachs (generally through certain services offered only to clients of Private Wealth Management). Any statement contained in this presentation concerning U.S. tax matters is not intended or written to be used and cannot be used for the purpose of avoiding penalties imposed on the relevant taxpayer. Notwithstanding anything in this document to the contrary, and except as required to enable compliance with applicable securities law, you may disclose to any person the US federal and state income tax treatment and tax structure of the transaction and all materials of any kind (including tax opinions and other tax analyses) that are provided to you relating to such tax treatment and tax structure, without Goldman Sachs imposing any limitation of any kind. Investors should be aware that a determination of the tax consequences to them should take into account their specific circumstances and that the tax law is subject to change in the future or retroactively and investors are strongly urged to consult with their own tax advisor regarding any potential strategy, investment or transaction.

Goldman Sachs does not provide legal, tax or accounting advice to its clients. All investors are strongly urged to consult with their legal, tax, or accounting advisors regarding any potential transactions or investments. There is no assurance that the tax status or treatment of a proposed transaction or investment will continue in the future. Tax treatment or status may be changed by law or government action in the future or on a retroactive basis.

**CONFIDENTIALITY**

No part of this material may, without Goldman Sachs Asset Management's prior written consent, be (i) copied, photocopied or duplicated in any form, by any means, or (ii) distributed to any person that is not an employee, officer, director, or authorized agent of the recipient.

**United States:** In the United States, this material is offered by and has been approved by Goldman Sachs Asset Management, L.P. and Goldman Sachs & Co. LLC, which are registered investment advisers with the Securities and Exchange Commission.

**United Kingdom:** In the United Kingdom, this material is a financial promotion and has been approved by Goldman Sachs Asset Management International, which is authorized and regulated in the United Kingdom by the Financial Conduct Authority.

**European Economic Area (EEA):** This marketing communication is disseminated by Goldman Sachs Asset Management B.V., including through its branches ("GSAM BV"). GSAM BV is authorised and regulated by the Dutch Authority for the Financial Markets (Autoriteit Financiële Markten, Vijzelgracht 50, 1017 HS Amsterdam, The Netherlands) as an alternative investment fund manager ("AIFM") as well as a manager of undertakings for collective investment in transferable securities ("UCITS"). Under its licence as an AIFM, the Manager is authorized to provide the investment services of (i) reception and transmission of orders in financial instruments; (ii) portfolio management; and (iii) investment advice. Under its licence as a manager of UCITS, the Manager is authorized to provide the investment services of (i) portfolio management; and (ii) investment advice. Information about investor rights and collective redress mechanisms are available on www.gsam.com/responsible-investing (section Policies & Governance). Capital is at risk. Any claims arising out of or in connection with the terms and conditions of this disclaimer are governed by Dutch law. In Denmark and Sweden this material is a financial promotion disseminated by Goldman Sachs Bank Europe SE, including through its authorised branches ("GSBE"). GSBE is a credit institution incorporated in Germany and, within the Single Supervisory Mechanism established between those Member States of the European Union whose official currency is the Euro, subject to direct prudential supervision by the European Central Bank and in other respects supervised by German Federal Financial Supervisory Authority (Bundesanstalt für Finanzdienstleistungsaufischt, BaFin) and Deutsche Bundesbank.

**Switzerland:** For Qualified Investor use only – Not for distribution to general public. This is marketing material. This document is provided to you by Goldman Sachs Asset Management Schweiz Gmbh. Any future contractual relationships will be entered into with affiliates of Goldman Sachs Asset Management Schweiz Gmbh, which are domiciled outside of Switzerland. We would like to remind you that foreign (Non-Swiss) legal and regulatory systems may not provide the same level of protection in relation to client confidentiality and data protection as offered to you by Swiss law.

**Asia excluding Japan:** Please note that neither Goldman Sachs Asset Management (Hong Kong) Limited ("GSAMHK") or Goldman Sachs Asset Management (Singapore) Pte. Ltd. (Company Number: 201329851H ) ("GSAMS") nor any other entities involved in the Goldman Sachs Asset Management business that provide this


Introduction

**Standard Bonds With Green Goals**

What Are Green Bonds?

Promoting Sound Issuance

Use of Proceeds

Review and Reporting

Regulatory Initiatives

**From Niche to Mainstream**

Market Expansion

Green Bond Market Highlights

Market Performance

Market Developments

Market Composition

Green Bond Market Composition

Government-Related Issuers

Corporate Issuers

**A Potential Complement to Your Fixed Income Allocation**

The Role of Green Bonds in Your Portfolio

Active Management

Managing Greenwashing Risk

Does Impact Come at a Cost?

Investment Team

material and information maintain any licenses, authorizations or registrations in Asia (other than Japan), except that it conducts businesses (subject to applicable local regulations) in and from the following jurisdictions: Hong Kong, Singapore, India and China. This material has been issued for use in or from Hong Kong by Goldman Sachs Asset Management (Hong Kong) Limited and in or from Singapore by Goldman Sachs Asset Management (Singapore) Pte. Ltd. (Company Number: 201329851H).

**Australia:** This material is distributed by Goldman Sachs Asset Management Australia Pty Ltd ABN 41 006 099 681, AFSL 228948 ('GSAMA') and is intended for viewing only by wholesale clients for the purposes of section 761G of the Corporations Act 2001 (Cth). This document may not be distributed to retail clients in Australia (as that term is defined in the Corporations Act 2001 (Cth)) or to the general public. This document may not be reproduced or distributed to any person without the prior consent of GSAMA. To the extent that this document contains any statement which may be considered to be financial product advice in Australia under the Corporations Act 2001 (Cth), that advice is intended to be given to the intended recipient of this document only, being a wholesale client for the purposes of the Corporations Act 2001 (Cth). Any advice provided in this document is provided by either of the following entities. They are exempt from the requirement to hold an Australian financial services licence under the Corporations Act of Australia and therefore do not hold any Australian Financial Services Licences, and are regulated under their respective laws applicable to their jurisdictions, which differ from Australian laws. Any financial services given to any person by these entities by distributing this document in Australia are provided to such persons pursuant to the respective ASIC Class Orders and ASIC Instrument mentioned below.

- Goldman Sachs Asset Management, LP (GSAMLP), Goldman Sachs & Co. LLC (GSCo), pursuant ASIC Class Order 03/1100; regulated by the US Securities and Exchange Commission under US laws.
- Goldman Sachs Asset Management International (GSAMI), Goldman Sachs International (GSI), pursuant to ASIC Class Order 03/1099; regulated by the Financial Conduct Authority; GSI is also authorized by the Prudential Regulation Authority, and both entities are under UK laws.
- Goldman Sachs Asset Management (Singapore) Pte. Ltd. (GSAMS), pursuant to ASIC Class Order 03/1102; regulated by the Monetary Authority of Singapore under Singaporean laws.
- Goldman Sachs Asset Management (Hong Kong) Limited (GSAMHK), pursuant to ASIC Class Order 03/1103 and Goldman Sachs (Asia) LLC (GSALLC), pursuant to ASIC Instrument 04/0250; regulated by the Securities and Futures Commission of Hong Kong under Hong Kong laws.

No offer to acquire any interest in a fund or a financial product is being made to you in this document. If the interests or financial products do become available in the future, the offer may be arranged by GSAMA in accordance with section 911A(2)(b) of the Corporations Act. GSAMA holds Australian Financial Services Licence No. 228948. Any offer will only be made in circumstances where disclosure is not required under Part 6D.2 of the Corporations Act or a product disclosure statement is not required to be given under Part 7.9 of the Corporations Act (as relevant).

**Canada:** This presentation has been communicated in Canada by GSAM LP, which is registered as a portfolio manager under securities legislation in all provinces of Canada and as a commodity trading manager under the commodity futures legislation of Ontario and as a derivatives adviser under the derivatives legislation of Quebec. GSAM LP is not registered to provide investment advisory or portfolio management services in respect of exchange-traded futures or options contracts in Manitoba and is not offering to provide such investment advisory or portfolio management services in Manitoba by delivery of this material.

**Japan:** This material has been issued or approved in Japan for the use of professional investors defined in Article 2 paragraph (31) of the Financial Instruments and Exchange Law ("FIEL"). Also, Any description regarding investment strategies on collective investment scheme under Article 2 paragraph (2) item 5 or item 6 of FIEL has been approved only for Qualified Institutional Investors defined in Article 10 of Cabinet Office Ordinance of Definitions under Article 2 of FIEL.

**Hong Kong:** This material has been issued or approved for use in or from Hong Kong by Goldman Sachs Asset Management (Hong Kong) Limited, a licensed entity regulated by the Securities and Futures Commission of Hong Kong (SFC). This material has not been reviewed by the SFC. © 2023 Goldman Sachs. All rights reserved.

**Singapore:** Investment involves risk. Prospective investors should seek independent advice. This advertisement or publication material has not been reviewed by the Monetary Authority of Singapore. This material has been issued or approved for use in or from Singapore by Goldman Sachs Asset Management (Singapore) Pte. Ltd. (Company Number: 201329851H).

**East Timor:** Please Note: The attached information has been provided at your request for informational purposes only and is not intended as a solicitation in respect of the purchase or sale of instruments or securities (including funds), or the provision of services. Neither Goldman Sachs Asset Management (Singapore) Pte. Ltd. nor any of its affiliates is licensed under any laws or regulations of Timor-Leste. The information has been provided to you solely for your own purposes and must not be copied or redistributed to any person or institution without the prior consent of Goldman Sachs Asset Management.

**Vietnam:** Please Note: The attached information has been provided at your request for informational purposes only. The attached materials are not, and any authors who contribute to these materials are not, providing advice to any person. The attached materials are not and should not be construed as an offering of any securities or any services to any person. Neither Goldman Sachs Asset Management (Singapore) Pte. Ltd. nor any of its affiliates is licensed as a dealer under the laws of Vietnam. The information has been provided to you solely for your own purposes and must not be copied or redistributed to any person without the prior consent of Goldman Sachs Asset Management.

**Cambodia:** Please Note: The attached information has been provided at your request for informational purposes only and is not intended as a solicitation in respect of the purchase or sale of instruments or securities (including funds) or the provision of services. Neither Goldman Sachs Asset Management (Singapore) Pte. Ltd. nor any of its affiliates is licensed as a dealer or investment advisor under The Securities and Exchange Commission of Cambodia. The information has been provided to you solely for your own purposes and must not be copied or redistributed to any person without the prior consent of Goldman Sachs Asset Management.

**Bahrain:** FOR INTENDED AUDIENCES ONLY – NOT FOR WIDER DISTRIBUTION This material has not been reviewed by the Central Bank of Bahrain (CBB) and the CBB takes no responsibility for the accuracy of the statements or the information contained herein, or for the performance of the securities or related investment, nor shall the CBB have any liability to any person for damage or loss resulting from reliance on any statement or information contained herein. This material will not be issued, passed to, or made available to the public generally.

**Kuwait:** FOR INTENDED AUDIENCES ONLY – NOT FOR WIDER DISTRIBUTION This material has not been approved for distribution in the State of Kuwait by the Ministry of Commerce and Industry or the Central Bank of Kuwait or any other relevant Kuwaiti government agency. The distribution of this material is, therefore, restricted in accordance with law no. 31 of 1990 and law no. 7 of 2010, as amended. No private or public offering of securities is being made in the State of Kuwait, and no agreement relating to the sale of any securities will be concluded in the State of Kuwait. No marketing, solicitation or inducement activities are being used to offer or market securities in the State of Kuwait.

**Oman:** FOR INTENDED AUDIENCES ONLY – NOT FOR WIDER DISTRIBUTION The Capital Market Authority of the Sultanate of Oman (the "CMA") is not liable for the correctness or adequacy of information provided in this document or for identifying whether or not the services contemplated within this document are appropriate investment for a potential investor. The CMA shall also not be liable for any damage or loss resulting from reliance placed on the document.

**Qatar:** FOR INTENDED AUDIENCES ONLY – NOT FOR WIDER DISTRIBUTION This document has not been, and will not be, registered with or reviewed or approved by the Qatar Financial Markets Authority, the Qatar Financial Centre Regulatory Authority or Qatar Central Bank and may not be publicly distributed. It is not for general circulation in the State of Qatar and may not be reproduced or used for any other purpose.

**Saudi Arabia:** FOR INTENDED AUDIENCES ONLY – NOT FOR WIDER DISTRIBUTION The Capital Market Authority does not make any representation as to the accuracy or completeness of this document, and expressly disclaims any liability whatsoever for any loss arising from, or incurred in reliance upon, any part of this document. If you do not understand the contents of this document you should consult an authorised financial adviser.

Introduction

**Standard Bonds With Green Goals**

What Are Green Bonds?

Promoting Sound Issuance

Use of Proceeds

Review and Reporting

Regulatory Initiatives

**From Niche to Mainstream**

Market Expansion

Green Bond Market Highlights

Market Performance

Market Developments

Market Composition

Green Bond Market Composition

Government-Related Issuers

Corporate Issuers

**A Potential Complement to Your Fixed Income Allocation**

The Role of Green Bonds in Your Portfolio

Active Management

Managing Greenwashing Risk

Does Impact Come at a Cost?

Investment Team

These materials are presented to you by Goldman Sachs Saudi Arabia Company ("GSSA"). GSSA is authorised and regulated by the Capital Market Authority ("CMA") in the Kingdom of Saudi Arabia. GSSA is subject to relevant CMA rules and guidance, details of which can be found on the CMA's website at www.cma.org.sa.

The CMA does not make any representation as to the accuracy or completeness of these materials, and expressly disclaims any liability whatsoever for any loss arising from, or incurred in reliance upon, any part of these materials. If you do not understand the contents of these materials, you should consult an authorised financial adviser.

**United Arab Emirates:** FOR INTENDED AUDIENCES ONLY – NOT FOR WIDER DISTRIBUTION This document has not been approved by, or filed with the Central Bank of the United Arab Emirates or the Securities and Commodities Authority. If you do not understand the contents of this document, you should consult with a financial advisor.

**South Africa:** Goldman Sachs Asset Management International is authorised by the Financial Services Board of South Africa as a financial services provider.

**Israel:** FOR INTENDED AUDIENCES ONLY – NOT FOR WIDER DISTRIBUTION This document has not been, and will not be, registered with or reviewed or approved by the Israel Securities Authority (ISA"). It is not for general circulation in Israel and may not be reproduced or used for any other purpose. Goldman Sachs Asset Management International is not licensed to provide investment advisory or management services in Israel.

Date of first use: January 21, 2026. 483693-OTU-2448003.

Introduction

**Standard Bonds With Green Goals**

What Are Green Bonds?

Promoting Sound Issuance

Use of Proceeds

Review and Reporting

Regulatory Initiatives

**From Niche to Mainstream**

Market Expansion

Green Bond Market Highlights

Market Performance

Market Developments

Market Composition

Green Bond Market Composition

Government-Related Issuers

Corporate Issuers

**A Potential Complement to Your Fixed Income Allocation**

The Role of Green Bonds in Your Portfolio

Active Management

Managing Greenwashing Risk

Does Impact Come at a Cost?

Investment Team

Goldman Sachs Asset Management

© 2026 Goldman Sachs. All rights reserved.