

SAS MARKET STRATEGY

Market Pulse

Macro Views

Growth: Middle East escalation may pose a modest risk to growth – particularly for energy importers. Still, we see healthy global growth in 2026 with fading tariff drag, strength in capex, and fiscal support all contributing factors. In the US, we anticipate an uptick in H1, driven by tax cuts, ongoing business investment, and a stabilizing job market. In Europe, we expect the positive economic surprises to persist, fueled by Germany’s federal spending.

Inflation: US inflation continues to make progress as tariff effects fade. Combined with the impacts of easing shelter prices, subdued wage growth, and productivity effects from AI, we think core inflation may return to the low-2s by year-end. Euro area inflation is expected to stay near-target in the near-term, with normalizing wage growth as a stabilizing factor. Sustained higher energy prices would pose an upside risk.

Monetary Policy: We believe central banks would look through a supply shock if inflation expectations remain broadly anchored. If confirmed, we expect new Fed Chair Warsh to be on the dovish side of the policy debate as he views AI-driven productivity gains as disinflationary. In Japan, recent market volatility and legislative action may lead the BoJ to postpone a rate hike until July.

Market Views

AI: In 2025, broad-based AI enthusiasm fueled a rally across the AI complex. This year, the AI trade has become increasingly idiosyncratic as investors navigate growing concerns about AI disruption and a surge in AI capex. Investors have rewarded companies that can deliver returns on AI investment as well as the infrastructure names that are directly benefiting from AI capex, while re-pricing future earnings that may be at risk of disruption.

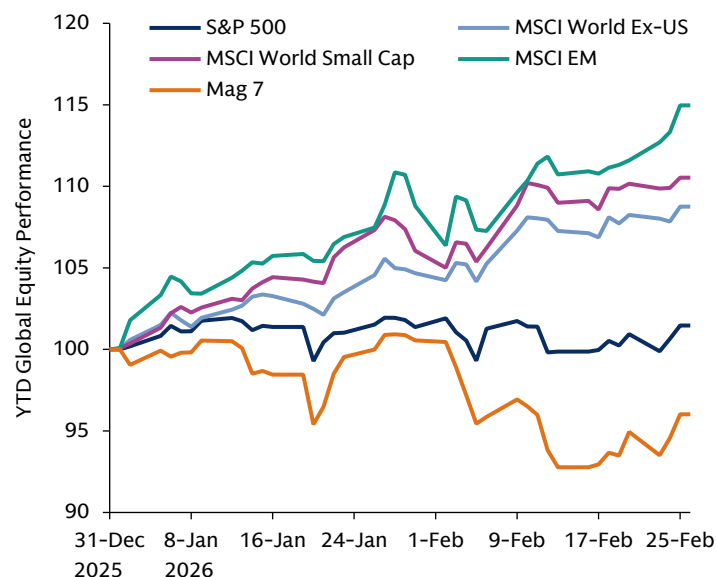
EM: EM equities have extended their 2025 rally, surging 12% YTD. Unlike last year, when valuation expansion accounted for nearly half of the gains, this year’s rally has almost entirely been driven by earnings. We expect resilient global growth, demand for AI-related hardware, and commodity upside to continue supporting EM earnings and equity returns, though geopolitics pose regional risks.

Credit: Investor concerns about private credit have resurfaced amid the software sell-off, intensifying after recent liquidity events. We do not see evidence of systemic issues in private credit, given that corporate fundamentals remain strong enough to service loans in the near-term and in the long-term we expect AI advances to reshape the software industry, rather than eliminate it.

Source: Goldman Sachs Asset Management, Goldman Sachs Global Investment Research (GIR), TOPIX, MSCI. As of March 2, 2026. “We/Our” refers to Goldman Sachs Asset Management. The macro and market views expressed may differ from those of GIR and other divisions of Goldman Sachs and its affiliates. See page 3 for additional disclosures. The economic and market forecasts presented herein are for informational purposes as of the date of this document. There can be no assurance that the forecasts will be achieved. **Past performance does not predict future returns and does not guarantee future results, which may vary.**

FOR INSTITUTIONAL OR FINANCIAL INTERMEDIARIES USE ONLY – NOT FOR USE AND/OR DISTRIBUTION TO THE GENERAL PUBLIC

Chart of the Month: Rotation Acceleration



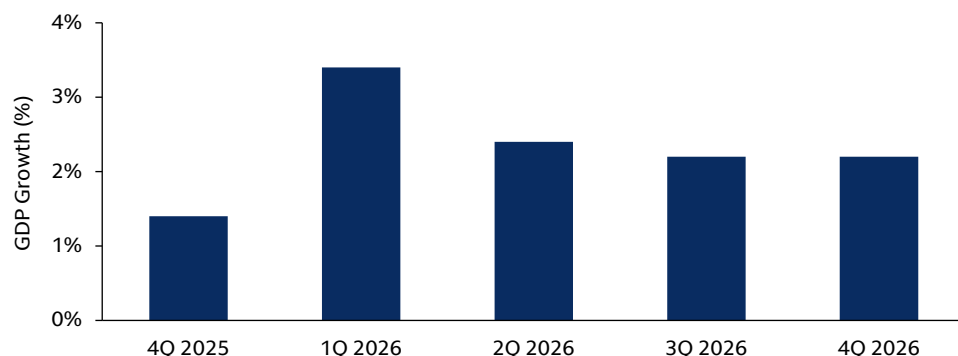
Asset Class Forecasts

| | Current | 3m | 12m | % Δ to 12m |
|----------------------------|---------|-------|-------|------------|
| Equities | | | | |
| S&P 500 (\$) | 6,879 | 7,200 | 7,600 | 10.5 |
| STOXX Europe (€) | 634 | 605 | 625 | -1.4 |
| MSCI Emerging Markets (\$) | 1,611 | 1,570 | 1,680 | 4.3 |
| TOPIX (¥) | 3,939 | 4,200 | 4,300 | 9.2 |
| Rates | | | | |
| 10-Year Treasury | 4.0 | 4.2 | 4.2 | 28 bp |
| 10-Year Bund | 2.6 | 3.1 | 3.2 | 61 bp |
| 10-Year JGB | 2.1 | 2.0 | 2.0 | -12 bp |
| Currencies | | | | |
| Euro (€/\$) | 1.18 | 1.18 | 1.25 | 5.7 |
| Pound (£/\$) | 1.35 | 1.33 | 1.36 | 1.0 |
| Yen (\$/¥) | 156 | 160 | 155 | -0.7 |
| Real Assets | | | | |
| Brent Crude Oil (\$/bbl) | 72.5 | 66 | 61 | -15.8 |
| London Gold (\$/troy oz) | 5,254 | 4,805 | 5,445 | 3.6 |

The Set Up for Global Small Caps

We believe small caps are set up for success in 2026 on the back of global cyclical strength, continued earnings recovery, and renewed capital market activity. Additionally, valuations continue to be attractive both on an absolute and relative basis. In the US, small caps trade at a ~25% discount to large caps (excluding unprofitable firms), near historic lows. Outside the US, international small caps, which typically trade at a premium, are now roughly on par. However, dispersion is wide, volatility high, and liquidity low, making selectivity key.

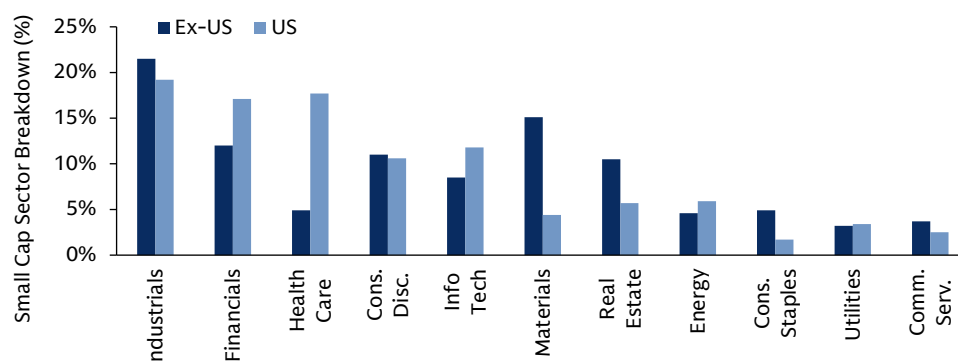
Cyclical Acceleration



Source: Bloomberg, Goldman Sachs Global Investment Research and Goldman Sachs Asset Management. As of January 31, 2026.

The macro outlook is supportive for further small-cap strength, particularly in the first half of the year. Growth acceleration has historically been a strong tailwind, driving faster earnings growth based on increased consumer spending, business investment, and normalizing interest rates. The US provides an important growth engine today – US small caps derive 80% of revenue domestically, versus 72% for large cap. US small caps also make up 60% of the global small cap universe.

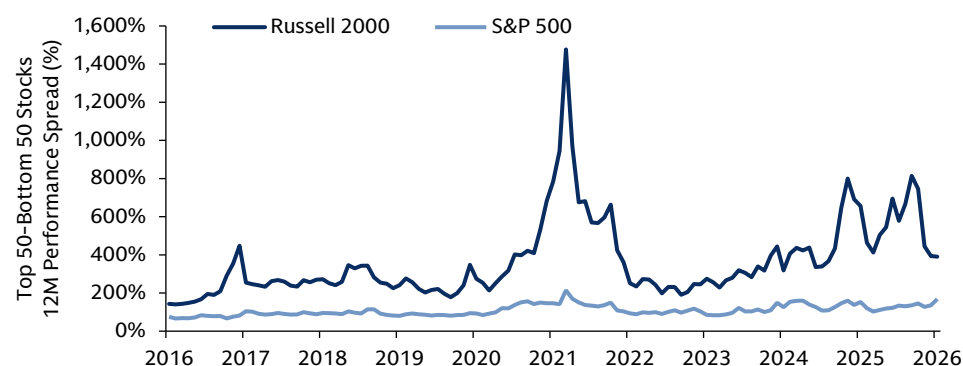
Sector Set Up



Source: Bloomberg and Goldman Sachs Asset Management. As of January 31, 2026.

Because the small cap market is quite cyclical and value-oriented, it historically benefits from growth acceleration. However, today's universe is interesting because it also offers exposure to secular growth themes such as AI, defense and infrastructure, and consumer spending. While technology has seen recent volatility, select companies with clear catalysts and specialized offerings may prove resilient – including cloud infrastructure, proprietary data, and cybersecurity providers.

Selectivity Matters More



Source: Bloomberg and Goldman Sachs Asset Management, As of January 31, 2026.

We believe that wide dispersion in the small cap market requires a more nuanced investment approach than chasing beta. In 2025, the average performance spread between the top and bottom 50 stocks was nearly 3x greater in the Russell 2000 versus the S&P 500. Near-term exuberance can drive episodic results, but we believe sustained performance comes from identifying durable earnings and effectively navigating market risks.

"We/Our" refers to Goldman Sachs Asset Management. The economic and market forecasts presented herein are for informational purposes as of the date of this document. There is no guarantee that objectives will be met. There can be no assurance that forecasts will be achieved. Diversification does not protect an investor from market risk and does not ensure a profit. Please see additional disclosures at the end of this document. **Past performance does not predict future returns and does not guarantee future results, which may vary.**

FOR INSTITUTIONAL OR FINANCIAL INTERMEDIARIES USE ONLY – NOT FOR USE AND/OR DISTRIBUTION TO THE GENERAL PUBLIC

IMPORTANT INFORMATION

1. Chart of the Month: Source: Bloomberg and Goldman Sachs Asset Management. As of February 23, 2026. Chart shows the year-to-date performance of the S&P 500, MSCI World Ex-US, MSCI Global Small Cap, MSCI Emerging Markets, and Bloomberg Magnificent 7 Total Return indices. **Past performance does not predict future returns and does not guarantee future results, which may vary.** For illustrative purposes only.
2. Asset Class Forecasts: Price targets of major asset classes are provided by Goldman Sachs Global Investment Research. Source: "From Geopolitics to AI: market risks and the HALO effect." As of March 2, 2026.

Page 1 Definitions

AI refers to artificial intelligence

Bp refers to basis point, or 1/100th of a percent

BoJ refers to Bank of Japan

Dovish policy refers to that in support of lower monetary policy rates

EM refers to emerging markets

FOMC refers to Federal Open Market Committee

GIR refers to Goldman Sachs Global Investment Research

Mag 7 refers to the Magnificent 7, the largest 7 stocks in the S&P 500: Apple, Microsoft, Alphabet (Google), Amazon, Nvidia, Meta Platforms, and Tesla

Page 2 Notes

Top Section Notes: Chart shows the quarter-over-quarter (QoQ) estimates for US GDP growth and Russell 2000 earnings per share (EPS) growth. GDP growth forecasts are from Goldman Sachs Global Investment Research. Earnings forecasts are from Bloomberg consensus.

Middle Section Notes: Chart shows the sector composition of the MSCI World Ex-US Small Cap Index and the Russell 2000.

Bottom Section Notes: Chart shows the rolling 12-month performance differential between the top 50 stocks and bottom 50 stocks in the Russell 2000 and S&P 500. Beta refers to broad market exposure.

Index Benchmarks

The **S&P 500 Index** is the Standard & Poor's 500 Composite Stock Prices Index of 500 stocks, an unmanaged index of common stock prices. The index figures do not reflect any deduction for fees, expenses or taxes. It is not possible to invest directly in an unmanaged index.

The **STOXX Europe 600 Index** is derived from the STOXX Europe Total Market Index (TMI) and is a subset of the STOXX Global 1800 Index. With a fixed number of 600 components, the STOXX Europe 600 Index represents large, mid and small capitalization companies across 18 countries in Europe.

The **Japan TOPIX Index** is a capitalization-weighted index of the largest companies found in the First Section of the Tokyo Stock Exchange.

The **MSCI Emerging Markets Index** captures large and mid cap representation across 24 Emerging Markets (EM) countries.

The **MSCI AC Asia ex Japan Index** captures large and mid cap representation across 2 of 3 DM countries (excluding Japan) and 8 EM countries in Asia.

The **MSCI World Small Cap Index** captures small cap representation across 23 Developed Markets (DM) countries.

The **MSCI World ex USA Index** captures large and mid cap representation across 22 of 23 Developed Markets (DM) countries-excluding the United States. With 775 constituents, the index covers approximately 85% of the free float-adjusted market capitalization in each country.

The **Bloomberg Magnificent 7 Total Return Index** is an equal-dollar weighted equity benchmark consisting of a fixed basket of 7 widely-traded companies classified in the United States: Apple, Microsoft, Alphabet (Google), Amazon, Nvidia, Meta Platforms, and Tesla.

RISK CONSIDERATIONS

Please note that this material may constitute research or an inducement under Markets in Financial Instruments Directive (MiFID). If you are in any doubt whether you can continue to receive or access this material, please consult your professional adviser. If you determine that you cannot continue to receive or access this material, please speak with your usual Goldman Sachs Asset Management contact.

Equity securities are more volatile than bonds and subject to greater risks. Foreign and emerging markets investments may be more volatile and less liquid than investments in US securities and are subject to the risks of currency fluctuations and adverse economic or political developments. Investments in commodities may be affected by changes in overall market movements, commodity index volatility, changes in interest rates or factors affecting a particular industry or commodity. The currency market affords investors a substantial degree of leverage. This leverage presents the potential for substantial profits but also entails a high degree of risk including the risk that losses may be similarly substantial. Currency fluctuations will also affect the value of an investment.

Investments in fixed income securities are subject to the risks associated with debt securities generally, including credit, liquidity, interest rate, prepayment and extension risk. Bond prices fluctuate inversely to changes in interest rates. Therefore, a general rise in interest rates can result in the decline in the bond's price. The value of securities with variable and floating interest rates are generally less sensitive to interest rate changes than securities with fixed interest rates. Variable and floating rate securities may decline in value if interest rates do not move as expected. Conversely, variable and floating rate securities will not generally rise in value if market interest rates decline. Credit risk is the risk that an issuer will default on payments of interest and principal. Credit risk is higher when investing in high yield bonds, also known as junk bonds. Prepayment risk is the risk that the issuer of a security may pay

"We/Our" refers to Goldman Sachs Asset Management. The economic and market forecasts presented herein are for informational purposes as of the date of this document. There is no guarantee that objectives will be met. There can be no assurance that forecasts will be achieved. Diversification does not protect an investor from market risk and does not ensure a profit. Please see additional disclosures at the end of this document. **Past performance does not predict future returns and does not guarantee future results, which may vary.**

FOR INSTITUTIONAL OR FINANCIAL INTERMEDIARIES USE ONLY – NOT FOR USE AND/OR DISTRIBUTION TO THE GENERAL PUBLIC

off principal more quickly than originally anticipated. Extension risk is the risk that the issuer of a security may pay off principal more slowly than originally anticipated. All fixed income investments may be worth less than their original cost upon redemption or maturity.

International securities may be more volatile and less liquid and are subject to the risks of adverse economic or political developments. International securities are subject to greater risk of loss as a result of, but not limited to, the following: inadequate regulations, volatile securities markets, adverse exchange rates, and social, political, military, regulatory, economic or environmental developments, or natural disasters.

When interest rates increase, fixed income securities will generally decline in value. Fluctuations in interest rates may also affect the yield and liquidity of fixed income securities.

Emerging markets investments may be less liquid and are subject to greater risk than developed market investments as a result of, but not limited to, the following: inadequate regulations, volatile securities markets, adverse exchange rates, and social, political, military, regulatory, economic or environmental developments, or natural disasters.

Commodities greater volatility than investments in traditional securities. Investments in commodities may be affected by changes in overall market movements, changes in interest rates, or factors affecting a particular industry or commodity. Commodities are also subject to social, political, military, regulatory, economic, environmental or natural disaster risks.

Infrastructure investments are susceptible to various factors that may negatively impact their businesses or operations, including regulatory compliance, rising interest costs in connection with capital construction, governmental constraints that impact publicly funded projects, the effects of general economic conditions, increased competition, commodity costs, energy policies, unfavorable tax laws or accounting policies and high leverage.

The risk of foreign currency exchange rate fluctuations may cause the value of securities denominated in such foreign currency to decline in value. Currency exchange rates may fluctuate significantly over short periods of time. These risks may be more pronounced for investments in securities of issuers located in, or otherwise economically tied to, emerging countries. If applicable, investment techniques used to attempt to reduce the risk of currency movements (hedging), may not be effective. Hedging also involves additional risks associated with derivatives.

High-yield, lower-rated securities involve greater price volatility and present greater credit risks than higher-rated fixed income securities.

An investment in private credit and private equities is not suitable for all investors. Investors should carefully review and consider the potential investments, risks, charges, and expenses of private equity before investing. They are speculative, highly illiquid, involve a high degree of risk, have high fees and expenses that could reduce returns, and subject to the possibility of partial or total loss of capital. They are, therefore, intended for experienced and sophisticated long-term investors who can accept such risks.

IMPORTANT INFORMATION

This information discusses general market activity, industry or sector trends, or other broad-based economic, market or political conditions and should not be construed as research or investment advice. This material has been prepared by Goldman Sachs Asset Management and is not financial research nor a product of Goldman Sachs Global Investment Research (GIR). It was not prepared in compliance with applicable provisions of law designed to promote the independence of financial analysis and is not subject to a prohibition on trading following the distribution of financial research. The views and opinions expressed may differ from those of Goldman Sachs Global Investment Research or other departments or divisions of Goldman Sachs and its affiliates. Investors are urged to consult with their financial advisors before buying or selling any securities. This information may not be current and Goldman Sachs Asset Management has no obligation to provide any updates or changes.

Capital is at risk.

Index Disclosures

Indices are unmanaged. The figures for the index reflect the reinvestment of all income or dividends, as applicable, but do not reflect the deduction of any fees or expenses which would reduce returns. Investors cannot invest directly in indices.

The indices referenced herein have been selected because they are well known, easily recognized by investors, and reflect those indices that the Investment Manager believes, in part based on industry practice, provide an appropriate benchmark against which to evaluate the investment or broader market described herein.

References to indices, benchmarks or other measures of relative market performance over a specified period of time are provided for your information only and do not imply that the portfolio will achieve similar results. The index composition may not reflect the manner in which a portfolio is constructed. While an adviser seeks to design a portfolio which reflects appropriate risk and return features, portfolio characteristics may deviate from those of the benchmark.

Neither MSCI nor any other party involved in or related to compiling, computing, or creating the MSCI data makes any express or implied warranties or representations with respect to such data (or the results to be obtained by the use thereof), and all such parties hereby expressly disclaim all warranties of originality, accuracy, completeness, merchantability, or fitness for a particular purpose with respect to any of such data. Without limiting any of the foregoing, in no event shall MSCI, any of its affiliates or any third party involved in or related to compiling, computing or creating the data have any liability for any direct, indirect, special, punitive, consequential or any other damages (including lost profits) even if notified of the possibility of such damages. No further distribution or dissemination of the MSCI data is permitted without MSCI's express written consent.

The TOPIX Index Value and the TOPIX Marks are subject to the proprietary rights owned by JPX Market Innovation & Research, Inc., or affiliates of JPX Market Innovation & Research, Inc. (hereinafter collectively referred to as "JPX") and JPX owns all rights and know-how relating to TOPIX such as calculation, publication and use of the TOPIX Index Value and relating to the TOPIX Marks. JPX shall not be liable for the miscalculation, incorrect publication, delayed or interrupted publication of the TOPIX Index Value.

Views and opinions expressed are for informational purposes only and do not constitute a recommendation by Goldman Sachs Asset Management to buy, sell, or hold any security. Views and opinions are current as of the date of this document and may be subject to change, they should not be construed as investment advice.

Although certain information has been obtained from sources believed to be reliable, we do not guarantee its accuracy, completeness or fairness. We have relied upon and assumed without independent verification, the accuracy and completeness of all information available from public sources.

Economic and market forecasts presented herein reflect a series of assumptions and judgments as of the date of this document and are subject to change without notice. These forecasts do not take into account the specific investment objectives, restrictions, tax and financial situation or other needs of any

FOR INSTITUTIONAL OR FINANCIAL INTERMEDIARIES USE ONLY – NOT FOR USE AND/OR DISTRIBUTION TO THE GENERAL PUBLIC

specific client. Actual data will vary and may not be reflected here. These forecasts are subject to high levels of uncertainty that may affect actual performance. Accordingly, these forecasts should be viewed as merely representative of a broad range of possible outcomes. These forecasts are estimated, based on assumptions, and are subject to significant revision and may change materially as economic and market conditions change. Goldman Sachs has no obligation to provide updates or changes to these forecasts. Case studies and examples are for illustrative purposes only.

THIS MATERIAL DOES NOT CONSTITUTE AN OFFER OR SOLICITATION IN ANY JURISDICTION WHERE OR TO ANY PERSON TO WHOM IT WOULD BE UNAUTHORIZED OR UNLAWFUL TO DO SO.

Prospective investors should inform themselves as to any applicable legal requirements and taxation and exchange control regulations in the countries of their citizenship, residence or domicile which might be relevant.

Past performance does not guarantee future results, which may vary. The value of investments and the income derived from investments will fluctuate and can go down as well as up. A loss of principal may occur.

REGIONAL DISCLOSURES

Asia excluding Japan: Please note that neither Goldman Sachs Asset Management (Hong Kong) Limited (“GSAMHK”) or Goldman Sachs Asset Management (Singapore) Pte. Ltd. (Company Number: 201329851H) (“GSAMS”) nor any other entities involved in the Goldman Sachs Asset Management business that provide this material and information maintain any licenses, authorizations or registrations in Asia (other than Japan), except that it conducts businesses (subject to applicable local regulations) in and from the following jurisdictions: Hong Kong, Singapore, India and China. This material has been issued for use in or from Hong Kong by Goldman Sachs Asset Management (Hong Kong) Limited and in or from Singapore by Goldman Sachs Asset Management (Singapore) Pte. Ltd. (Company Number: 201329851H).

Australia: This material is distributed in Australia and New Zealand by Goldman Sachs Asset Management Australia Pty Ltd ABN 41 006 099 681, AFSL 228948 (“GSAMA”) and is intended for viewing only by wholesale clients in Australia for the purposes of section 761G of the Corporations Act 2001 (Cth) and to clients who either fall within any or all of the categories of investors set out in section 3(2) or sub-section 5(2CC) of the Securities Act 1978, fall within the definition of a wholesale client for the purposes of the Financial Service Providers (Registration and Dispute Resolution) Act 2008 (FSPA) and the Financial Advisers Act 2008 (FAA), and fall within the definition of a wholesale investor under one of clause 37, clause 38, clause 39 or clause 40 of Schedule 1 of the Financial Markets Conduct Act 2013 (FMCA) of New Zealand (collectively, a “NZ Wholesale Investor”). GSAMA is not a registered financial service provider under the FSPA. GSAMA does not have a place of business in New Zealand. In New Zealand, this document, and any access to it, is intended only for a person who has first satisfied GSAMA that the person is a NZ Wholesale Investor. This document is intended for viewing only by the intended recipient. This document may not be reproduced or distributed to any person in whole or in part without the prior written consent of GSAMA.

To the extent that this document contains any statement which may be considered to be financial product advice in Australia under the Corporations Act 2001 (Cth), that advice is intended to be given to the intended recipient of this document only, being a wholesale client for the purposes of the Corporations Act 2001 (Cth).

Any advice provided in this document is provided by either of the following entities. They are exempt from the requirement to hold an Australian financial services licence under the Corporations Act of Australia and therefore do not hold any Australian Financial Services Licences, and are regulated under their respective laws applicable to their jurisdictions, which differ from Australian laws. Any financial services given to any person by these entities by distributing this document in Australia are provided to such persons pursuant to the respective ASIC Class Orders and ASIC Instrument mentioned below.

- Goldman Sachs Asset Management, LP (GSAML), Goldman Sachs & Co. LLC (GSCo), pursuant ASIC Class Order 03/1100; regulated by the US Securities and Exchange Commission under US laws.
- Goldman Sachs Asset Management International (GSAMI), Goldman Sachs International (GSI), pursuant to ASIC Class Order 03/1099; regulated by the Financial Conduct Authority; GSI is also authorized by the Prudential Regulation Authority, and both entities are under UK laws.
- Goldman Sachs Asset Management (Singapore) Pte. Ltd. (GSAMS), pursuant to ASIC Class Order 03/1102; regulated by the Monetary Authority of Singapore under Singaporean laws
- Goldman Sachs Asset Management (Hong Kong) Limited (GSAMHK), pursuant to ASIC Class Order 03/1103 and Goldman Sachs (Asia) LLC (GSALLC), pursuant to ASIC Instrument 04/0250; regulated by the Securities and Futures Commission of Hong Kong under Hong Kong laws

No offer to acquire any interest in a fund or a financial product is being made to you in this document. If the interests or financial products do become available in the future, the offer may be arranged by GSAMA in accordance with section 911A(2)(b) of the Corporations Act. GSAMA holds Australian Financial Services Licence No. 228948. Any offer will only be made in circumstances where disclosure is not required under Part 6D.2 of the Corporations Act or a product disclosure statement is not required to be given under Part 7.9 of the Corporations Act (as relevant).

Bahrain: This material has not been reviewed by the Central Bank of Bahrain (CBB) and the CBB takes no responsibility for the accuracy of the statements or the information contained herein, or for the performance of the securities or related investment, nor shall the CBB have any liability to any person for damage or loss resulting from reliance on any statement or information contained herein. This material will not be issued, passed to, or made available to the public generally.

Canada: This document has been communicated in Canada by GSAM LP, which is registered as a portfolio manager under securities legislation in all provinces of Canada and as a commodity trading manager under the commodity futures legislation of Ontario and as a derivatives adviser under the derivatives legislation of Quebec. GSAM LP is not registered to provide investment advisory or portfolio management services in respect of exchange-traded futures or options contracts in Manitoba and is not offering to provide such investment advisory or portfolio management services in Manitoba by delivery of this material.

Colombia: Esta presentación no tiene el propósito o el efecto de iniciar, directa o indirectamente, la adquisición de un producto a prestación de un servicio por parte de Goldman Sachs Asset Management a residentes colombianos. Los productos y/o servicios de Goldman Sachs Asset Management no podrán ser ofrecidos ni promocionados en Colombia o a residentes colombianos a menos que dicha oferta y promoción se lleve a cabo en cumplimiento del Decreto 2555 de 2010 y las otras reglas y regulaciones aplicables en materia de promoción de productos y/o servicios financieros y /o del mercado de valores en Colombia o a residentes colombianos. Al recibir esta presentación, y en caso que se decida contactar a Goldman Sachs Asset Management, cada destinatario residente en Colombia reconoce y acepta que ha contactado a Goldman Sachs Asset Management por su propia iniciativa y no como resultado de cualquier promoción o publicidad por parte de Goldman Sachs Asset Management o cualquiera de sus agentes o representantes. Los residentes colombianos reconocen que (1) la recepción de esta presentación no constituye una solicitud de los productos y/o servicios de Goldman Sachs Asset Management, y (2) que no están recibiendo

FOR INSTITUTIONAL OR FINANCIAL INTERMEDIARIES USE ONLY – NOT FOR USE AND/OR DISTRIBUTION TO THE GENERAL PUBLIC

ninguna oferta o promoción directa o indirecta de productos y/o servicios financieros y/o del mercado de valores por parte de Goldman Sachs Asset Management. Esta presentación es estrictamente privada y confidencial, y no podrá ser reproducida o utilizada para cualquier propósito diferente a la evaluación de una inversión potencial en los productos de Goldman Sachs Asset Management o la contratación de sus servicios por parte del destinatario de esta presentación, no podrá ser proporcionada a una persona diferente del destinatario de esta presentación.”

European Economic Area (EEA): This financial promotion is provided by Goldman Sachs Asset Management B.V. This marketing communication is disseminated by Goldman Sachs Asset Management B.V., including through its branches (“GSAM BV”). GSAM BV is authorised and regulated by the Dutch Authority for the Financial Markets (Autoriteit Financiële Markten, Vijzelgracht 50, 1017 HS Amsterdam, The Netherlands) as an alternative investment fund manager (“AIFM”) as well as a manager of undertakings for collective investment in transferable securities (“UCITS”). Under its licence as an AIFM, the Manager is authorized to provide the investment services of (i) reception and transmission of orders in financial instruments; (ii) portfolio management; and (iii) investment advice. Under its licence as a manager of UCITS, the Manager is authorized to provide the investment services of (i) portfolio management; and (ii) investment advice. Information about investor rights and collective redress mechanisms are available on www.gsam.com/responsible-investing (section Policies & Governance). Capital is at risk. Any claims arising out of or in connection with the terms and conditions of this disclaimer are governed by Dutch law. In the European Union, this material has been approved by either Goldman Sachs Asset Management Funds Services Limited, which is regulated by the Central Bank of Ireland or Goldman Sachs Asset Management B.V., which is regulated by The Netherlands Authority for the Financial Markets (AFM).

France: FOR PROFESSIONAL USE ONLY (WITHIN THE MEANING OF THE MIFID DIRECTIVE)- NOT FOR PUBLIC DISTRIBUTION. THIS DOCUMENT IS PROVIDED FOR SPECIFIC INFORMATION PURPOSES ONLY IN ORDER TO ENABLE THE RECIPIENT TO ASSESS THE FINANCIAL CHARACTERISTICS OF THE CONCERNED FINANCIAL INSTRUMENT(S) AS PROVIDED FOR IN ARTICLE L. 533-13-1, I, 2° OF THE FRENCH MONETARY AND FINANCIAL CODE AND DOES NOT CONSTITUTE AND MAY NOT BE USED AS MARKETING MATERIAL FOR INVESTORS OR POTENTIAL INVESTORS IN FRANCE.

Israel: This document has not been, and will not be, registered with or reviewed or approved by the Israel Securities Authority (ISA”). It is not for general circulation in Israel and may not be reproduced or used for any other purpose. Goldman Sachs Asset Management International is not licensed to provide investment advisory or management services in Israel.

Japan: This material has been issued or approved in Japan for the use of professional investors defined in Article 2 paragraph (31) of the Financial Instruments and Exchange Law (“FIEL”). Also, Any description regarding investment strategies on collective investment scheme under Article 2 paragraph (2) item 5 or item 6 of FIEL has been approved only for Qualified Institutional Investors defined in Article 10 of Cabinet Office Ordinance of Definitions under Article 2 of FIEL.

Kuwait: This material has not been approved for distribution in the State of Kuwait by the Ministry of Commerce and Industry or the Central Bank of Kuwait or any other relevant Kuwaiti government agency. The distribution of this material is, therefore, restricted in accordance with law no. 31 of 1990 and law no. 7 of 2010, as amended. No private or public offering of securities is being made in the State of Kuwait, and no agreement relating to the sale of any securities will be concluded in the State of Kuwait. No marketing, solicitation or inducement activities are being used to offer or market securities in the State of Kuwait.

Oman: The Capital Market Authority of the Sultanate of Oman (the “CMA”) is not liable for the correctness or adequacy of information provided in this document or for identifying whether or not the services contemplated within this document are appropriate investment for a potential investor. The CMA shall also not be liable for any damage or loss resulting from reliance placed on the document.

Qatar: This document has not been, and will not be, registered with or reviewed or approved by the Qatar Financial Markets Authority, the Qatar Financial Centre Regulatory Authority or Qatar Central Bank and may not be publicly distributed. It is not for general circulation in the State of Qatar and may not be reproduced or used for any other purpose.

Saudi Arabia: The Capital Market Authority does not make any representation as to the accuracy or completeness of this document, and expressly disclaims any liability whatsoever for any loss arising from, or incurred in reliance upon, any part of this document. If you do not understand the contents of this document you should consult an authorised financial adviser.

South Africa: Goldman Sachs Asset Management International is authorised by the Financial Services Board of South Africa as a financial services provider.

Switzerland: For Qualified Investor use only – Not for distribution to general public. This is marketing material. This document is provided to you by Goldman Sachs Asset Management Schweiz GmbH. Any future contractual relationships will be entered into with affiliates of Goldman Sachs Asset Management Schweiz GmbH, which are domiciled outside of Switzerland. We would like to remind you that foreign (Non-Swiss) legal and regulatory systems may not provide the same level of protection in relation to client confidentiality and data protection as offered to you by Swiss law.

UAE: This document has not been approved by or filed with the Central Bank of the United Arab Emirates or the Securities and Commodities Authority. If you do not understand the contents of this document, you should consult with a financial advisor.

United Kingdom: In the United Kingdom, this material is a financial promotion and has been approved by Goldman Sachs Asset Management International, which is authorized and regulated in the United Kingdom by the Financial Conduct Authority.

United States: In the United States, this material is offered by and has been approved by Goldman Sachs Asset Management, L.P., which is a registered investment adviser with the Securities and Exchange Commission.

CONFIDENTIALITY

No part of this material may, without Goldman Sachs Asset Management’s prior written consent, be (i) copied, photocopied or duplicated in any form, by any means, or (ii) distributed to any person that is not an employee, officer, director, or authorized agent of the recipient.

© 2026 Goldman Sachs. All rights reserved.

Date of First Use: February 28, 2026. Compliance Code: 495013-OTU-2478667. Juri Template Code: 481683-TMPL-01/2026-2436641

For more information contact your Goldman Sachs sales representative.