

Goldman Sachs U.S. Equity Insights Fund

Class A: GSSQX | Class C: GSUSX | Class I: GSELX | Class S: GSESX
Class IR: GSUTX | Class R6: GSEUX | Class R: GSURX

2Q 2025

Market Review

US large cap equities (S&P 500) rose 10.94% in the second quarter of 2025. Markets initially drew down following larger-than-expected tariffs announced by the Trump administration at the beginning of April but rebounded to end the first month of the quarter roughly flat. The recovery continued into May as trade tensions eased and earnings reports came in strong. In June, the S&P 500 reached a new all-time high, surpassing \$6,200 despite the volatility and ongoing uncertainty around trade policy, geopolitical relations, interest rates, and government policy.

Performance Review

The **Goldman Sachs U.S. Equity Insights Fund** (I-share, net) returned 11.15% in the second quarter of 2025, outperforming the S&P 500 Index by 21 basis points ("bps").

Our **Sentiment Analysis** pillar was the largest contributor to excess returns throughout the quarter, driven largely by our underweight positioning within Health Care, Financials, and Energy. Our signals that aim to capture investor sentiment, short interest, and analyst and management sentiment contributed most, particularly from our underweights in certain companies where sentiment was less favorable. In particular, this was apparent within Health Care Providers & Services and Pharmaceuticals as companies within these industries face headwinds and a dreary outlook.

Our **Fundamental Mispricings** pillar also contributed to the Fund's outperformance over the quarter. This was driven by a variety of sectors, with only Consumer Discretionary, Communication Services, and Information Technology modestly detracting. In particular, our suite of industry rotation signals drove our underweight positioning in a handful of Pharmaceutical and Biotechnology companies as large drug makers underperformed in the wake of looming tariffs during the period, ultimately contributing to the Fund's performance.

Our **Themes & Trends** pillar detracted from performance, driven by our positioning within Information Technology. Over the quarter, our economic linkages and industry momentum signals detracted the most, particularly from our underweights to companies that benefitted from strong demand for Artificial Intelligence ("AI").

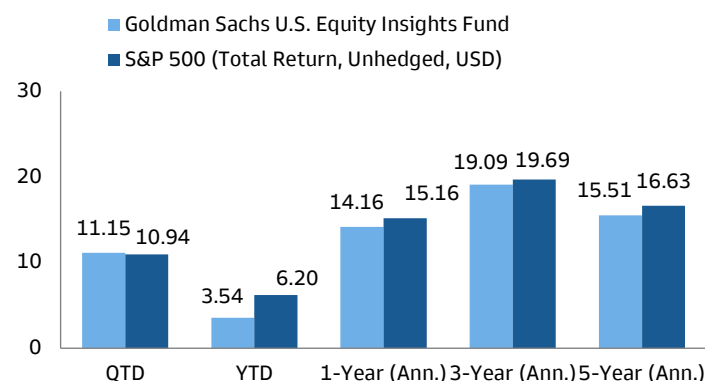
Our **High-Quality Business Models** pillar detracted the most throughout the quarter, similarly driven by our underweight positioning within Information Technology. From a signal perspective, the majority of underperformance from this pillar was concentrated in our management quality signals.

The returns represent past performance. Past performance does not guarantee future results. The Fund's investment return and principal value will fluctuate so that an investor's shares, when redeemed, may be worth more or less than their original cost. Current performance may be lower or higher than the performance quoted above. Please visit www.am.gs.com to obtain the most recent month-end returns. Performance reflects cumulative total returns for periods of less than one year and average annual total returns for periods of greater than one year. All Fund performance data reflect the reinvestment of distributions. Standardized Total Returns can be found on the following page. The expense ratios of the Fund, both current (net of any fee waivers or expense limitations) and before waivers (gross of any fee waivers or expense limitations) are as set forth above. Pursuant to a contractual arrangement, the Fund's waivers and/or expense limitations will remain in place through at least 2/28/26 and prior to such date the investment adviser may not terminate the arrangements without the approval of the Fund's Board of Trustees. Please refer to the Fund's prospectus for the most recent expenses.

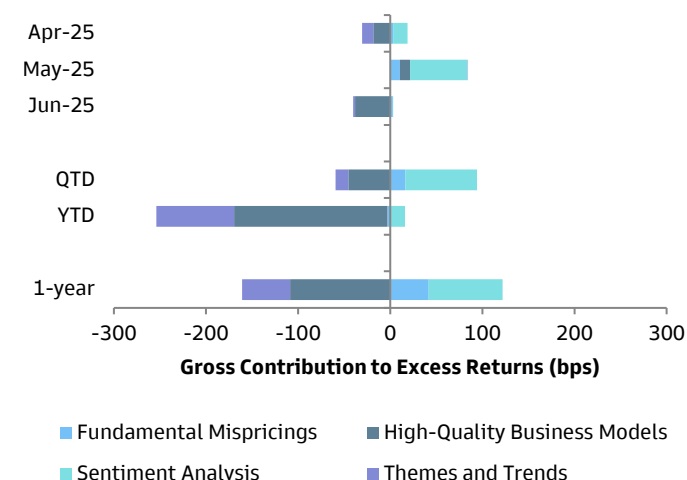
Summary Statistics

AUM (All Share Classes, \$M)	\$1,107
Morningstar Category	Large Blend
Inception Date	June 15, 1995
Number of Holdings	155
Benchmark	S&P 500 (Total Return, Unhedged, USD)
Expense Ratios (Inst'l Share Class), Net/Gross	0.57% / 0.61%

INSTITUTIONAL CLASS PERFORMANCE



PILLAR CONTRIBUTIONS TO EXCESS RETURNS (GROSS)

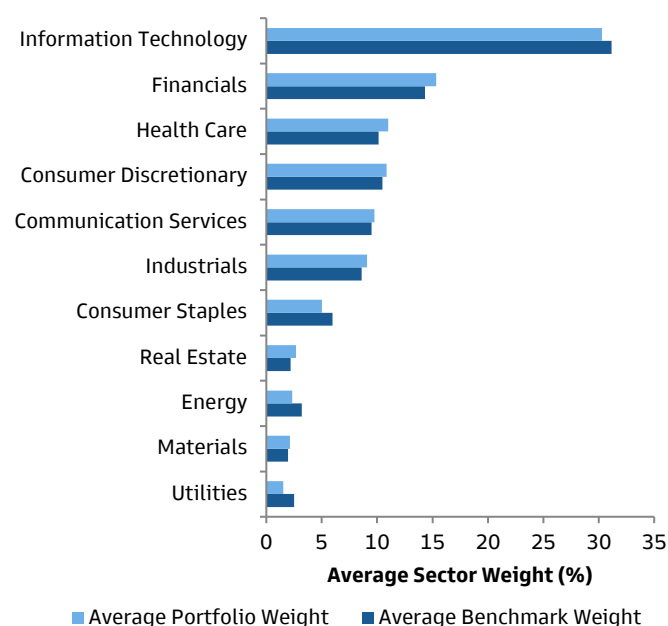


Standardized Total Returns (% annualized) as of 6.30.2025

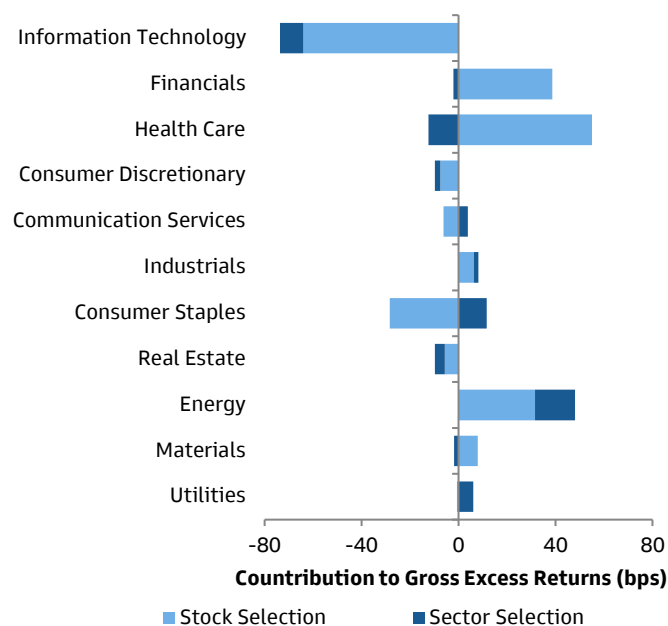
	Inception Date	1-Year	5-Years	10-Years
I-Share Class	6/15/1995	14.16	15.51	12.57

The returns represent past performance. Past performance does not guarantee future results. The Fund's investment return and principal value will fluctuate so that an investor's shares, when redeemed, may be worth more or less than their original cost. Current performance may be lower or higher than the performance quoted above. Please visit www.am.gs.com to obtain the most recent month-end returns. The standardized total returns are average annual total returns or cumulative total returns (only if the performance period is one year or less) as of the most recent calendar quarter-end. They assume reinvestment of all distributions at net asset value. Because Institutional shares do not involve a sales charge, such a charge is not applied to their standardized total returns.

AVERAGE SECTOR WEIGHTS (2Q25)



SECTOR & STOCK SELECTION ATTRIBUTION (2Q25)



Past performance does not guarantee future results, which may vary. The attribution returns presented herein are gross and do not reflect the deduction of investment advisory and other fees, which will reduce returns. Fund holdings and allocations shown are unaudited, and may not be representative of current or future investments. Fund holdings and allocations may not include the Fund's entire investment portfolio, which may change at any time. Fund holdings should not be relied on in making investment decisions and should not be construed as research or investment advice regarding particular securities. Current and future holdings are subject to risk. Contribution to gross excess return refers to the impact of the factors listed above on the fund's gross performance.

The **Goldman Sachs U.S. Equity Insights Fund** invests primarily in a diversified portfolio of equity investments in U.S. issuers. The Fund's investments are subject to **market risk**, which means that the value of the securities in which it invests may go up or down in response to the prospects of individual companies, particular sectors or governments and/or general economic conditions. The Investment Adviser's **use of quantitative models** to execute the Fund's investment strategy may fail to produce the intended result. **Different investment styles** (e.g., "quantitative") tend to shift in and out of favor, and at times the Fund may underperform other funds that invest in similar asset classes. The Fund may have a **high rate of portfolio turnover**, which involves correspondingly greater expenses which must be borne by the Fund, and is also likely to result in short-term capital gains taxable to shareholders.

General Disclosures

The S&P 500 Index includes 500 leading companies and captures approximately 80% coverage of available market capitalization. It is not possible to invest in an unmanaged index.

Fund holdings and allocations shown are unaudited, and may not be representative of current or future investments. Fund holdings and allocations may not include the Fund's entire investment portfolio, which may change at any time. Fund holdings should not be relied on in making investment decisions and should not be construed as research or investment advice regarding particular securities. Current and future holdings are subject to risk.

Fundamental Mispricings: We believe that buying high-quality businesses at a fair price leads to strong performance in the long-run

High Quality Business Models: We believe in companies generating high-quality revenues with sustainable business models and aligned management incentives

Market Themes and Trends: Global markets are increasingly theme and trend-driven. We believe that alternative data sources can provide us a lens into trends affecting companies globally, trends that other investors may not be seeing.

Sentiment Analysis: We believe that other market participants can provide valuable information to supplement our own analysis. By analyzing broader market sentiment, we believe we can gain insight into future stock performance.

A summary prospectus, if available, or a Prospectus for the Fund containing more information may be obtained from your authorized dealer or from Goldman Sachs & Co. LLC by calling (retail - 1-800-526-7384) (institutional - 1-800-621-2550). Please consider a fund's objectives, risks, and charges and expenses, and read the summary prospectus, if available, and the Prospectus carefully before investing. The summary prospectus, if available, and the Prospectus contains this and other information about the Fund.

Views and opinions expressed are for informational purposes only and do not constitute a recommendation by Goldman Sachs Asset Management to buy, sell, or hold any security. Views and opinions are current as of the date of this presentation and may be subject to change, they should not be construed as investment advice.

In an effort to distinguish funds by what they own, as well as by their prospectus objectives and styles, Morningstar developed the Morningstar Categories. While the prospectus objective identifies a fund's investment goals based on the wording in the fund prospectus, the Morningstar Category identifies funds based on their actual investment styles as measured by their underlying portfolio holdings (portfolio and other statistics over the past three years).

© 2025 Morningstar, Inc. All Rights Reserved. The information contained herein: (1) is proprietary to Morningstar and/or its content providers; (2) may not be copied or distributed; and (3) is not warranted to be accurate, complete or timely. Neither Morningstar nor its content providers are responsible for any damages or losses arising from any use of this information. Past performance is not a guarantee of future results.

Mutual funds are subject to various risks, as described fully in each Fund's prospectus. There can be no assurance that the Funds will achieve their investment objectives. The Funds may be subject to style risk, which is the risk that the particular investing style of the Fund (i.e., growth or value) may be out of favor in the marketplace for various periods of time.

Past performance does not guarantee future results, which may vary. The value of investments and the income derived from investments will fluctuate and can go down as well as up. A loss of principal may occur.

References to indices, benchmarks or other measures of relative market performance over a specified period of time are provided for your information only and do not imply that the portfolio will achieve similar results. The index composition may not reflect the manner in which a portfolio is constructed. While an adviser seeks to design a portfolio which reflects appropriate risk and return features, portfolio characteristics may deviate from those of the benchmark.

Index Benchmarks

Indices are unmanaged. The figures for the index reflect the reinvestment of all income or dividends, as applicable, but do not reflect the deduction of any fees or expenses which would reduce returns. Investors cannot invest directly in indices. The indices referenced herein have been selected because they are well known, easily recognized by investors, and reflect those indices that the Investment Manager believes, in part based on industry practice, provide an appropriate benchmark against which to evaluate the investment or broader market described herein.

Confidentiality

No part of this material may, without Goldman Sachs Asset Management's prior written consent, be (i) copied, photocopied or duplicated in any form, by any means, or (ii) distributed to any person that is not an employee, officer, director, or authorized agent of the recipient.

Goldman Sachs & Co. LLC is the distributor of the Goldman Sachs Funds.

© 2025 Goldman Sachs. All rights reserved.

Date of first use: July 25, 2025

Compliance Code: 443089

- No Bank Guarantee
- May Lose Value
- Not FDIC Insured