

Goldman Sachs Japan Equity Portfolio⁽¹⁾

A sub fund of Goldman Sachs Funds ,SICAV



Overall Morningstar Rating^{TM(2)}
★★★
Applicable to Base Shares (Acc.) (Snap) only

0924

Monthly Fund Update

Warning Statement

* Investment involves risk. For more detailed information on the risks associated with an investment in the Portfolio, please refer to the Hong Kong offering documents including the Product Key Facts Statement (KFS). * Performance is shown as of the month end on NAV to NAV basis in denominated currency of the respective share class, with dividend reinvested. * The value of assets in the Portfolio is typically dictated by a number of factors, including political, market and general economic conditions. The Portfolio's investment portfolio may fall in value due to any of the key risk factors below and therefore your investment in the Portfolio may suffer losses. There is no guarantee of the repayment of principal. * The Portfolio's net derivative exposure may be up to 50% of the Portfolio's net asset value. The Portfolio is exposed to risks associated with financial derivative instruments which may lead to a significant loss by the Portfolio. * The Portfolio is exposed to risks associated with currency, concentration, equity market, small-capitalisation/mid-capitalisation, sustainability risk, depository receipts, Snap and Close Share Classes, Money Market Instruments, liquidity and counterparty. * Material losses to the Portfolio may arise as a result of human error, system and/or process failures, inadequate procedures or controls.

* Insolvency, breaches of duty of care or misconduct of a custodian or sub-custodian responsible for the safekeeping of the Portfolio's assets can result in loss to the Portfolio.

Please see Additional Notes. All performance and holdings data as at 31-Aug-24.

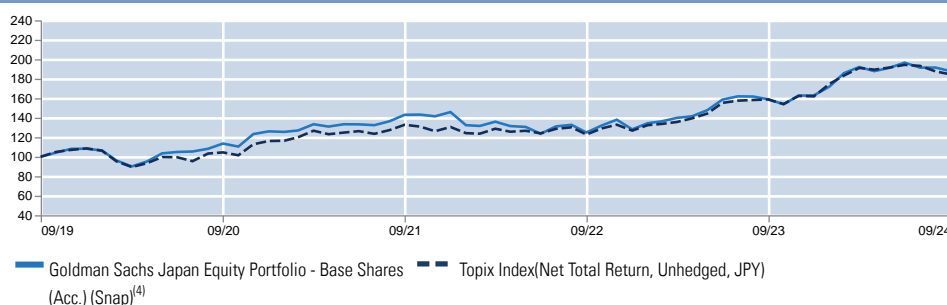
Investment Objective and Strategy

The Portfolio seeks long-term capital appreciation by investing primarily in a diversified portfolio of equity securities of Japanese companies.

Fund Facts

	ISIN	Net Asset Value (NAV)	Bloomberg Ticker
Base Shares (Acc.) (Snap)	LU0234695293	JPY 25,114.31	GSJPNBA LX
Other Currency Shares (Acc.) (HKD-Hedged) (Snap)	LU2633549741	HKD 126.83	GSJEOAH LX
Other Currency Shares (Acc.) (USD-Hedged) (Snap)	LU0920312682	USD 31.64	GSJPPUH LX

Performance (Indexed)



This is an actively managed fund that is not designed to track its reference benchmark. Therefore the performance of the fund and the performance of its reference benchmark may diverge. In addition stated reference benchmark returns do not reflect any management or other charges to the fund, whereas stated returns of the fund do. **Past performance does not guarantee future results, which may vary. The value of investments and the income derived from investments will fluctuate and can go down as well as up. A loss of capital may occur.**

Performance Summary (%)

	Cumulative				Annualised				
	Since Launch	1 Mth	3 Mths	YTD	1 Yr	3 Yrs	5 Yrs	10 Yrs	
Base Shares (Acc.) (Snap) ⁽⁴⁾	151.14	-1.91	-4.43	15.25	18.13	9.50	13.42	9.19	
Topix Index (Net Total Return, Unhedged, JPY)	157.18	-1.67	-5.04	13.87	16.11	11.56	13.01	9.27	
Other Currency Shares (Acc.) (HKD-Hedged) (Snap) ⁽⁴⁾	26.83	-1.83	-3.97	18.37	22.83	n/a	n/a	n/a	
Other Currency Shares (Acc.) (USD-Hedged) (Snap) ⁽⁴⁾	216.40	-1.65	-3.95	18.90	23.67	13.33	16.11	10.73	

Base Shares (Acc.) (Snap): Monthly Performance (%)⁽⁴⁾

Year	Jan	Feb	Mar	Apr	May	Jun	Jul	Aug	Sep	Oct	Nov	Dec	Annual	Annual (BM) ⁽⁶⁾
2018	1.8	-3.5	-2.6	3.0	-0.6	-1.9	1.4	-0.7	5.3	-10.5	1.9	-9.6	-16.0	-16.3
2019	2.8	3.7	0.3	3.3	-6.8	3.8	1.5	-3.7	6.1	4.3	3.7	0.1	20.1	17.7
2020	-1.7	-9.6	-6.4	5.6	8.8	1.4	0.5	2.6	4.9	-2.7	11.6	2.3	16.4	7.0
2021	-0.5	1.2	5.0	-1.8	1.8	-0.1	-0.6	3.1	4.8	0.1	-1.2	3.1	15.7	12.4
2022	-9.3	-0.6	3.3	-3.3	-0.7	-5.4	6.1	1.2	-5.9	5.8	4.5	-7.2	-12.2	-2.9
2023	5.0	1.4	2.7	1.2	4.4	7.3	2.1	-0.1	-1.8	-3.2	5.8	0.2	27.3	27.8
2024	5.5	8.0	3.4	-2.2	1.9	2.8	-2.6	0.0	-1.9					

Goldman Sachs

Asset Management

Access Corporate Action Notices



Access Offering Documents



Goldman Sachs Japan Equity Portfolio⁽¹⁾

A sub fund of Goldman Sachs Funds ,SICAV



Overall Morningstar Rating^{TM(2)}
★★★
Applicable to Base Shares (Acc.) (Snap) only

0924

Monthly Fund Update

Fund Data

No. of holdings	89
% in top 10	31
* Historical Volatility of Portfolio (%) - 3 yr	14.07
* Historical Tracking Error (%) - 3 yr	5.79
* Excess Returns (%) - 3 yr	-2.06
Initial Sales Charge: up to (%)	5.50
Performance Fee Rate (%)	N/A
Management Fee (%)	1.50
Total Net Assets (m)	JPY164,428

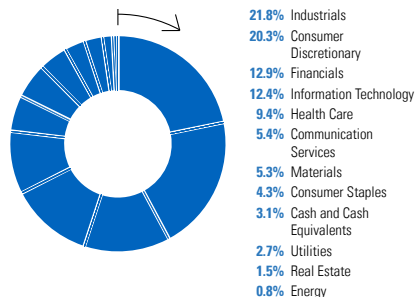
* Applicable to Base Shares (Acc.) (Snap) only

Please see Additional Notes. All performance and holdings data as at 30-Sep-24. Past performance does not guarantee future results, which may vary. The value of investments and the income derived from investments will fluctuate and can go down as well as up. A loss of capital may occur.

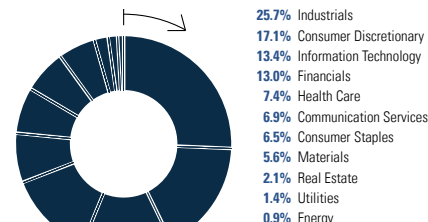
⁽¹⁾ Effective May 31, 2016 the portfolio name changed from Goldman Sachs Japan Portfolio to Goldman Sachs Japan Equity Portfolio. ⁽²⁾ © 2024 Morningstar, Inc. All Rights Reserved. The information contained herein: (1) is proprietary to Morningstar and/or its content providers; (2) may not be copied or distributed; and (3) is not warranted to be accurate, complete or timely. Neither Morningstar nor its content providers are responsible for any damages or losses arising from any use of this information. ⁽³⁾ For more detailed information on fees and charges, please refer to the Hong Kong offering documents including the Product Key Facts Statement (KFS). ⁽⁴⁾ Portfolio returns are shown net of applicable ongoing fees within the portfolio, with dividends re-invested using the ex-dividend NAV. These returns are for comparison of performance against specified index. As the investor may be liable to other fees, charges and taxes, they are not meant to provide a measure of actual return to investors. The performance data do not take account of the commissions and costs incurred on the issue and redemption of shares. ⁽⁵⁾ Reference Benchmark (BM): Topix Index(Net Total Return, Unhedged, JPY). ⁽⁶⁾ Portfolio holdings may not represent current, future investments or all of the portfolio's holdings. Future portfolio holdings may not be profitable.

Sector Allocation (%)

Goldman Sachs Japan Equity Portfolio



TOPIX (TR, Unhedged, JPY)



Top 10 Holdings⁽⁷⁾

Security	%	Geography	Activity
Toyota Motor Corp	4.3	Japan	Automobiles & Components
Sony Group Corp	4.2	Japan	Consumer Durables & Apparel
Mitsubishi UFJ Financial Group Inc	3.9	Japan	Banks
Hitachi Ltd	3.8	Japan	Capital Goods
ITOCHU Corp	2.9	Japan	Capital Goods
Tokio Marine Holdings Inc	2.5	Japan	Insurance
Keyence Corp	2.4	Japan	Technology Hardware & Equipment
Sumitomo Mitsui Financial Group Inc	2.4	Japan	Banks
Recruit Holdings Co Ltd	2.2	Japan	Commercial & Professional Services
Shin-Etsu Chemical Co Ltd	2.1	Japan	Materials

Goldman Sachs Japan Equity Portfolio ⁽¹⁾

Glossary

- **Excess returns** – The return of the fund in excess of the benchmark/index return (annualised).
- **Historical Volatility of Portfolio** – Illustrates the dispersion of the fund's realized monthly returns around the average monthly return, indicating how volatile the fund's return is over time. The higher the number the more volatile the fund's returns.
- **Net Asset Value** – Represents the net assets of the fund (ex-dividend) divided by the total number of shares issued by the fund.
- **Historical tracking error** – Measure of the actual deviation of the fund's returns from the comparative benchmark index returns (annualised). A higher number means that the fund is taking greater risk against the benchmark.
- **Turnover ratio** – Measure of how frequently over the period assets are bought or sold in the fund (Lower of Purchases or sales by the Fund/Average net assets of the Fund).

Past performance does not guarantee future results, which may vary.

(a) We identify two broad categories of funds to help investors think about how to construct their overall investment portfolio. We describe the following as **"Core"**: (A) Equity funds with a global investment remit or those mainly focused on US and European markets, given the size and transparency of these markets. (B) Fixed income funds with a global investment remit or those mainly focused on US, European and UK markets and invest predominantly in investment grade debt, including government. (C) Multi asset funds with a multi asset benchmark. All other funds we describe as **"Complements"**. Both Core and Complement funds can vary in risk level and those terms are not meant to indicate the risk level of the funds. There is no guarantee that these objectives will be met.

For regionally focused investment portfolios we understand that the categorisation may be different from the perspective of different investors. **Consult your financial adviser before investing to help determine if an investment in this fund and the amount of the investment would be suitable.**

Asian Private Banker Asset Management Awards for Excellence 2024: Best Fund Provider – Japan Equity is selected by the judging panel made up of Asian Private Bankers' editorial team, based on weighted criteria on product performance, asset gathering, service competency and fund selector feedback. The award is based on house performance from August 2022 to August 2023 and are for reference only. These awards are not indicative of past or future fund performance. Award names and logos are trademarks or registered trademarks of their respective holders. Use by Goldman Sachs does not imply or suggest an endorsement or affiliation. The selection methodologies of each award are subjective and will vary. For more information visit: www.asianprivatebanker.com

Additional Notes

This material has been issued or approved for use in or from Hong Kong by Goldman Sachs Asset Management (Hong Kong) Limited, a licensed entity regulated by the Securities and Futures Commission ("SFC") in Hong Kong.

Investors should not invest in the Portfolio based on this document alone. Prior to an investment, prospective investors should carefully read the latest Product Key Facts Statement (KFS) as well as the Hong Kong offering documents, including but not limited to the Portfolio's prospectus which contains inter alia a comprehensive disclosure of applicable risks. The Portfolio's investment portfolio may fall in value due to the applicable risks. You may not get back the full amount of money you invest. **Past performance information is not indicative of future performance, which may vary. The value of investments and the income from them can fluctuate and is not guaranteed.**

Furthermore, this information should not be construed as financial research. It was not prepared in compliance with applicable provisions of law designed to promote the independence of financial analysis and is not subject to a prohibition on trading following the distribution of financial research.

This information is intended for viewing only by the intended recipient and may not be reproduced or distributed to any person in whole or in part without the prior written consent of Goldman Sachs Asset Management (Hong Kong) Limited. Goldman Sachs Asset Management (Hong Kong) Limited accepts no liability for the misuse or inappropriate distribution of this material.

This document has not been reviewed by the SFC. The Portfolios provided in this document are authorised by the SFC under the SFC Code on Unit Trusts and Mutual Funds. SFC authorization is not a recommendation or endorsement of a scheme nor does it guarantee the commercial merits of a scheme or its performance. It does not mean the scheme is suitable for all investors nor is it an endorsement of its suitability for any particular investor or class of investors.

Distribution of Shares: Shares of the Portfolio may not be registered for public distribution in a number of jurisdictions (including but not limited to any Latin American, African or Asian countries). Therefore, the shares of the Portfolio must not be marketed or offered in or to residents of any such jurisdictions unless such marketing or offering is made in compliance with applicable exemptions for the private placement of collective investment schemes and other applicable jurisdictional rules and regulations.

Investment Advice and Potential Loss: Financial advisers generally suggest a diversified portfolio of investments. The fund described herein does not represent a diversified investment by itself. This material must not be construed as investment or tax advice. Prospective investors should consult their financial and tax adviser before investing in order to determine whether an investment would be suitable for them.

An investor should only invest if he/she has the necessary financial resources to bear a complete loss of this investment.

Swing Pricing: Please note that the fund operates a swing pricing policy. Investors should be aware that from time to time this may result in the fund performing differently compared to the reference benchmark/comparative index based solely on the effect of swing pricing rather than price developments of underlying instruments.

Portfolio holdings may not represent current, future investments or all of the portfolio's holdings. Future portfolio holdings may not be profitable.

The Net Asset Value represents the net assets of the Portfolio (ex-dividend) divided by the total number of shares.

Stated reference benchmark returns do not reflect any management or other charges to the fund, whereas stated returns of the fund do.

Performance is [based on the calendar year end] or [shown as of the month end] on NAV to NAV basis in denominated currency of the respective share class, with dividend reinvested.

Fees are generally billed and payable at the end of each quarter and are based on average month-end market values during the quarter.

Overall Morningstar Ratings, Morningstar sector: © 2024 Morningstar, Inc. All Rights Reserved. The Information contained herein: (1) is proprietary to Morningstar and/or its content providers; (2) may not be copied or distributed; and (3) is not warranted to be accurate, complete or timely. Neither Morningstar nor its content providers are responsible for any damages or losses arising from any use of this information. Additional information is provided in our Form ADV Part-2 which is available at https://www.adviserinfo.sec.gov/IAPD/Content/Search/iapd_Search.aspx.

A copy of each of the following documents in relation to the Portfolio and the Fund may be inspected or obtained, free of charge, during normal business hours at the office of Goldman Sachs Asset Management (Hong Kong) Limited which is situated at Cheung Kong Center, 68th Floor, 2 Queen's Road Central, Hong Kong, People's Republic of China.

(a) the Articles;

(b) the Prospectus, the Hong Kong Covering Document and the product key facts statements; and

(c) the latest annual report and accounts and semi-annual report.

Documents (b) and (c) are also made available at the websites of Goldman Sachs Asset Management (Hong Kong) Limited.

<https://www.gsam.com/content/gsam/hkg/en/individual/homepage.html> and <https://www.gsam.com/content/gsam/hkg/zh/individual/homepage.html>

Confidentiality

No part of this material may, without GSAM's prior written consent, be (i) copied, photocopied or duplicated in any form, by any means, or (ii) distributed to any person that is not an employee, officer, director, or authorized agent of the recipient.

© 2024 Goldman Sachs. All rights reserved.

Registered and Principal Offices: **Luxembourg domiciled Funds Registered Office:** c/o State Street Bank International GmbH, Luxembourg Branch, 49, Avenue J-F Kennedy L-1855, Luxembourg