

GOLDMAN SACHS ETF TRUST

Goldman Sachs U.S. Large Cap Buffer 1 ETF (the “Fund”)

*Supplement dated June 23, 2025 to the
Prospectus and Summary Prospectus dated December 17, 2024, as supplemented to date*

Capitalized terms and certain other terms used in this supplement, unless otherwise defined in this supplement, have the meanings assigned to them in the Fund’s Prospectus.

As described in the Fund’s Prospectus, the Fund’s performance is subject to a Cap that represents the maximum percentage return the Fund can achieve for the duration of a three-month Outcome Period. The Fund also seeks to provide (i) a downside Buffer against certain losses over an Outcome Period and (ii) Deep Downside Protection for extreme market conditions over an Outcome Period.

The Fund’s current Outcome Period will end on June 30, 2025, and the Fund’s next Outcome Period will commence on July 1, 2025 and end on September 30, 2025. The Fund’s Cap is based on the cost of providing the Buffer and Deep Downside Protection and will differ from one Outcome Period to the next. The final Cap, Buffer and Deep Downside Protection will be set on or before the first day of an Outcome Period.

As of June 23, 2025, the Cap, Buffer and Deep Downside Protection for the next Outcome Period are expected to be within the ranges shown in the tables below. The tables show the expected Cap, Buffer and Deep Downside Protection ranges before and after Fund Fees and Expenses. The Fund’s returns will be further reduced by any brokerage commissions, trading fees, taxes and non-routine or extraordinary expenses incurred by the Fund.

Estimated Cap Range (before Fund Fees and Expenses)*	Estimated Cap Range (after Fund Fees and Expenses)*
5.00% to 6.50%	4.88% to 6.38%
Estimated Buffer Range (before Fund Fees and Expenses)*	Estimated Buffer Range (after Fund Fees and Expenses)*
Starting between 4.75% and 5.25% and ending between 14.75% and 15.25%	Starting between 4.75% and 5.25% and ending between 14.63% and 15.13%
Estimated Deep Downside Protection Range (before Fund Fees and Expenses)*	Estimated Deep Downside Protection Range (after Fund Fees and Expenses)*
25.00% to 27.00%	25.13% to 27.13%

* Fund Fees and Expenses are derived from the “Annual Fund Operating Expenses” table included in the Fund’s Prospectus dated December 17, 2024. Actual Fund Fees and Expenses may differ over the next Outcome Period.

The above estimated Cap, Buffer and Deep Downside Protection ranges are based on market conditions as of June 23, 2025. The final Cap, Buffer and Deep Downside Protection could fall outside of these ranges if there is a material change in market conditions between the date of this Supplement and the date on which the final Cap, Buffer or Deep Downside Protection is established. The Cap, Buffer and Deep Downside Protection will be set on or before the first day of an Outcome Period, and a supplement to the Fund’s Prospectus and Summary Prospectus will be filed on or about the commencement of the next Outcome Period to provide the Fund’s final Cap, Buffer and Deep Downside Protection information.

This Supplement should be retained with your Prospectus and Summary Prospectus for future reference.

GOLDMAN SACHS ETF TRUST

Goldman Sachs U.S. Large Cap Buffer 1 ETF (the “Fund”)

*Supplement dated April 1, 2025 to the
Prospectus and Summary Prospectus dated December 17, 2024, as supplemented to date*

Capitalized terms and certain other terms used in this supplement, unless otherwise defined in this supplement, have the meanings assigned to them in the Fund’s Prospectus.

As described in the Fund’s Prospectus, the Fund’s performance is subject to a Cap that represents the maximum percentage return the Fund can achieve for the duration of a three-month Outcome Period. The Fund also seeks to provide (i) a downside Buffer against certain losses over an Outcome Period and (ii) Deep Downside Protection for extreme market conditions over an Outcome Period.

The Fund’s initial Outcome Period commenced on April 1, 2025 and will end on June 30, 2025. The Fund’s Cap is based on the cost of providing the Buffer and Deep Downside Protection and will differ from one Outcome Period to the next.

The final Cap, Buffer and Deep Downside Protection for the Fund for the current Outcome Period are shown in the tables below. The tables show the Cap, Buffer and Deep Downside Protection before and after Fund Fees and Expenses. The Fund’s returns will be further reduced by any brokerage commissions, trading fees, taxes and non-routine or extraordinary expenses incurred by the Fund.

<u>Cap (before Fund Fees and Expenses)*</u>	<u>Cap (after Fund Fees and Expenses)*</u>
7.06%	6.93%
<u>Buffer (before Fund Fees and Expenses)*</u>	<u>Buffer (after Fund Fees and Expenses)*</u>
Starting at 5.00% and ending at 14.99%	Starting at 5.00% and ending at 14.87%
<u>Deep Downside Protection (before Fund Fees and Expenses)*</u>	<u>Deep Downside Protection (after Fund Fees and Expenses)*</u>
25.00%	25.13%

* Fund Fees and Expenses are derived from the “Annual Fund Operating Expenses” table included in the Fund’s Prospectus dated December 17, 2024. Actual Fund Fees and Expenses may differ over the Outcome Period.

The Fund’s Prospectus and Summary Prospectus are amended to revise all references to the dates associated with the Outcome Period to reflect the current Outcome Period, to the Cap to reflect the corresponding current Outcome Period Cap, to the Deep Downside Protection to reflect the corresponding current Outcome Period Deep Downside Protection and to the Buffer to reflect the corresponding current Outcome Period Buffer, as set forth in the tables above.

This Supplement should be retained with your Prospectus and Summary Prospectus for future reference.

GOLDMAN SACHS ETF TRUST

Goldman Sachs U.S. Large Cap Buffer 1 ETF (the “Fund”)

*Supplement dated March 25, 2025 to the
Prospectus and Summary Prospectus dated December 17, 2024, as supplemented to date*

Capitalized terms and certain other terms used in this supplement, unless otherwise defined in this supplement, have the meanings assigned to them in the Fund’s Prospectus.

As described in the Fund’s Prospectus, the Fund’s performance is subject to a Cap that represents the maximum percentage return the Fund can achieve for the duration of a three-month Outcome Period. The Fund also seeks to provide (i) a downside Buffer against certain losses over an Outcome Period and (ii) Deep Downside Protection for extreme market conditions over an Outcome Period.

The Fund’s current Outcome Period will end on March 31, 2025, and the Fund’s next Outcome Period will commence on April 1, 2025 and end on June 30, 2025. The Fund’s Cap is based on the cost of providing the Buffer and Deep Downside Protection and will differ from one Outcome Period to the next. The final Cap, Buffer and Deep Downside Protection will be set on or before the first day of an Outcome Period.

As of March 25, 2025, the Cap, Buffer and Deep Downside Protection for the next Outcome Period are expected to be within the ranges shown in the tables below. The tables show the expected Cap, Buffer and Deep Downside Protection ranges before and after Fund Fees and Expenses. The Fund’s returns will be further reduced by any brokerage commissions, trading fees, taxes and non-routine or extraordinary expenses incurred by the Fund.

Estimated Cap Range (before Fund Fees and Expenses)*	Estimated Cap Range (after Fund Fees and Expenses)*
6.00% to 7.50%	5.88% to 7.38%
Estimated Buffer Range (before Fund Fees and Expenses)*	Estimated Buffer Range (after Fund Fees and Expenses)*
Starting between 4.75% and 5.25% and ending between 14.75% and 15.25%	Starting between 4.75% and 5.25% and ending between 14.63% and 15.13%
Estimated Deep Downside Protection Range (before Fund Fees and Expenses)*	Estimated Deep Downside Protection Range (after Fund Fees and Expenses)*
24.50% to 26.50%	24.63% to 26.63%

* Fund Fees and Expenses are derived from the “Annual Fund Operating Expenses” table included in the Fund’s Prospectus dated December 17, 2024. Actual Fund Fees and Expenses may differ over the next Outcome Period.

The above estimated Cap, Buffer and Deep Downside Protection ranges are based on market conditions as of March 25, 2025. The final Cap, Buffer and Deep Downside Protection could fall outside of these ranges if there is a material change in market conditions between the date of this Supplement and the date on which the final Cap, Buffer or Deep Downside Protection is established. The Cap, Buffer and Deep Downside Protection will be set on or before the first day of an Outcome Period, and a supplement to the Fund’s Prospectus and Summary Prospectus will be filed on or about the commencement of the next Outcome Period to provide the Fund’s final Cap, Buffer and Deep Downside Protection information.

This Supplement should be retained with your Prospectus and Summary Prospectus for future reference.

GOLDMAN SACHS ETF TRUST

Goldman Sachs U.S. Large Cap Buffer 3 ETF (the “Fund”)

*Supplement dated March 3, 2025 to the
Prospectus and Summary Prospectus dated December 17, 2024, as supplemented to date*

Capitalized terms and certain other terms used in this supplement, unless otherwise defined in this supplement, have the meanings assigned to them in the Fund’s Prospectus.

As described in the Fund’s Prospectus, the Fund’s performance is subject to a Cap that represents the maximum percentage return the Fund can achieve for the duration of a three-month Outcome Period. The Fund also seeks to provide (i) a downside Buffer against certain losses over an Outcome Period and (ii) Deep Downside Protection for extreme market conditions over an Outcome Period.

The Fund’s initial Outcome Period commenced on March 3, 2025 and will end on May 31, 2025. The Fund’s Cap is based on the cost of providing the Buffer and Deep Downside Protection and will differ from one Outcome Period to the next.

The final Cap, Buffer and Deep Downside Protection for the Fund for the current Outcome Period are shown in the tables below. The tables show the Cap, Buffer and Deep Downside Protection before and after Fund Fees and Expenses. The Fund’s returns will be further reduced by any brokerage commissions, trading fees, taxes and non-routine or extraordinary expenses incurred by the Fund.

Cap <i>(before Fund Fees and Expenses)*</i>	Cap <i>(after Fund Fees and Expenses)*</i>
6.55%	6.43%
Buffer <i>(before Fund Fees and Expenses)*</i>	Buffer <i>(after Fund Fees and Expenses)*</i>
Starting at 4.99% and ending at 14.99%	Starting at 4.99% and ending at 14.87%
Deep Downside Protection <i>(before Fund Fees and Expenses)*</i>	Deep Downside Protection <i>(after Fund Fees and Expenses)*</i>
25.00%	25.12%

* Fund Fees and Expenses are derived from the “*Annual Fund Operating Expenses*” table included in the Fund’s Prospectus dated December 17, 2024. Actual Fund Fees and Expenses may differ over the Outcome Period.

The Fund’s Prospectus and Summary Prospectus are amended to revise all references to the dates associated with the Outcome Period to reflect the current Outcome Period, to the Cap to reflect the corresponding current Outcome Period Cap, to the Deep Downside Protection to reflect the corresponding current Outcome Period Deep Downside Protection and to the Buffer to reflect the corresponding current Outcome Period Buffer, as set forth in the tables above.

This Supplement should be retained with your Prospectus and Summary Prospectus for future reference.

GOLDMAN SACHS ETF TRUST

Goldman Sachs U.S. Large Cap Buffer 2 ETF (the “Fund”)

*Supplement dated February 3, 2025 to the
Prospectus and Summary Prospectus dated December 17, 2024, as supplemented to date*

Capitalized terms and certain other terms used in this supplement, unless otherwise defined in this supplement, have the meanings assigned to them in the Fund’s Prospectus.

As described in the Fund’s Prospectus, the Fund’s performance is subject to a Cap that represents the maximum percentage return the Fund can achieve for the duration of a three-month Outcome Period. The Fund also seeks to provide (i) a downside Buffer against certain losses over an Outcome Period and (ii) Deep Downside Protection for extreme market conditions over an Outcome Period.

The Fund’s initial Outcome Period commenced on February 3, 2025 and will end on April 30, 2025. The Fund’s Cap is based on the cost of providing the Buffer and Deep Downside Protection and will differ from one Outcome Period to the next.

The final Cap, Buffer and Deep Downside Protection for the Fund for the current Outcome Period are shown in the tables below. The tables show the Cap, Buffer and Deep Downside Protection before and after Fund Fees and Expenses. The Fund’s returns will be further reduced by any brokerage commissions, trading fees, taxes and non-routine or extraordinary expenses incurred by the Fund.

Cap (<i>before</i> Fund Fees and Expenses)*	Cap (<i>after</i> Fund Fees and Expenses)*
6.95%	6.82%
Buffer (<i>before</i> Fund Fees and Expenses)*	Buffer (<i>after</i> Fund Fees and Expenses)*
Starting at 5.00% and ending at 15.00%	Starting at 5.00% and ending at 14.88%
Deep Downside Protection (<i>before</i> Fund Fees and Expenses)*	Deep Downside Protection (<i>after</i> Fund Fees and Expenses)*
25.14%	25.27%

* Fund Fees and Expenses are derived from the “*Annual Fund Operating Expenses*” table included in the Fund’s Prospectus dated December 17, 2024. Actual Fund Fees and Expenses may differ over the Outcome Period.

The Fund’s Prospectus and Summary Prospectus are amended to revise all references to the dates associated with the Outcome Period to reflect the current Outcome Period, to the Cap to reflect the corresponding current Outcome Period Cap, to the Deep Downside Protection to reflect the corresponding current Outcome Period Deep Downside Protection and to the Buffer to reflect the corresponding current Outcome Period Buffer, as set forth in the tables above.

This Supplement should be retained with your Prospectus and Summary Prospectus for future reference.

GOLDMAN SACHS ETF TRUST

Goldman Sachs U.S. Large Cap Buffer 1 ETF (the “Fund”)

*Supplement dated January 2, 2025 to the
Prospectus and Summary Prospectus dated December 17, 2024, as supplemented to date*

Capitalized terms and certain other terms used in this supplement, unless otherwise defined in this supplement, have the meanings assigned to them in the Fund’s Prospectus.

As described in the Fund’s Prospectus, the Fund’s performance is subject to a Cap that represents the maximum percentage return the Fund can achieve for the duration of a three-month Outcome Period. The Fund also seeks to provide (i) a downside Buffer against certain losses over an Outcome Period and (ii) Deep Downside Protection for extreme market conditions over an Outcome Period.

The Fund’s initial Outcome Period commenced on January 2, 2025 and will end on March 31, 2025. The Fund’s Cap is based on the cost of providing the Buffer and Deep Downside Protection and will differ from one Outcome Period to the next.

The final Cap, Buffer and Deep Downside Protection for the Fund for the current Outcome Period are shown in the tables below. The tables show the Cap, Buffer and Deep Downside Protection before and after Fund Fees and Expenses. The Fund’s returns will be further reduced by any brokerage commissions, trading fees, taxes and non-routine or extraordinary expenses incurred by the Fund.

<u>Cap (before Fund Fees and Expenses)*</u>	<u>Cap (after Fund Fees and Expenses)*</u>
5.02%	4.90%
<u>Buffer (before Fund Fees and Expenses)*</u>	<u>Buffer (after Fund Fees and Expenses)*</u>
Starting at 4.99% and ending at 15.00%	Starting at 4.99% and ending at 14.88%
<u>Deep Downside Protection (before Fund Fees and Expenses)*</u>	<u>Deep Downside Protection (after Fund Fees and Expenses)*</u>
26.02%	26.15%

* Fund Fees and Expenses are derived from the “Annual Fund Operating Expenses” table included in the Fund’s Prospectus dated December 17, 2024. Actual Fund Fees and Expenses may differ over the Outcome Period.

The Fund’s Prospectus and Summary Prospectus are amended to revise all references to the dates associated with the Outcome Period to reflect the current Outcome Period, to the Cap to reflect the corresponding current Outcome Period Cap, to the Deep Downside Protection to reflect the corresponding current Outcome Period Deep Downside Protection and to the Buffer to reflect the corresponding current Outcome Period Buffer, as set forth in the tables above.

This Supplement should be retained with your Prospectus and Summary Prospectus for future reference.

Prospectus

December 17, 2024

**Goldman
Sachs**

Asset
Management

GOLDMAN SACHS ETF TRUST

- Goldman Sachs U.S. Large Cap Buffer 1 ETF
 - Cboe BZX Exchange, Inc.: GBXA
- Goldman Sachs U.S. Large Cap Buffer 2 ETF
 - Cboe BZX Exchange, Inc.: GBXB
- Goldman Sachs U.S. Large Cap Buffer 3 ETF
 - Cboe BZX Exchange, Inc.: GBXC

THE SECURITIES AND EXCHANGE COMMISSION AND COMMODITY FUTURES TRADING COMMISSION HAVE NOT APPROVED OR DISAPPROVED THESE SECURITIES OR PASSED UPON THE ADEQUACY OF THIS PROSPECTUS. ANY REPRESENTATION TO THE CONTRARY IS A CRIMINAL OFFENSE.

AN INVESTMENT IN A FUND IS NOT A BANK DEPOSIT AND IS NOT INSURED BY THE FEDERAL DEPOSIT INSURANCE CORPORATION OR ANY OTHER GOVERNMENT AGENCY. AN INVESTMENT IN A FUND INVOLVES INVESTMENT RISKS, AND YOU MAY LOSE MONEY IN A FUND.

THE FUNDS HAVE CHARACTERISTICS UNLIKE TRADITIONAL INVESTMENT PRODUCTS. THE FUNDS ARE NOT SUITABLE FOR ALL INVESTORS. YOU MUST CAREFULLY READ THIS PROSPECTUS BEFORE DETERMINING WHETHER A FUND MAY BE A SUITABLE INVESTMENT FOR YOU.

- Each Fund seeks to achieve a total return, for a specified Outcome Period (as described below), that corresponds generally, before fees and expenses, to the share price return of the SPDR® Portfolio S&P 500® ETF (SPLG) (the “Underlying ETF”) or other ETFs that track the S&P 500® Index (the “Underlying ETF’s Index”) up to a “cap” while providing a downside “buffer” and “deep downside protection” against losses over the Outcome Period. **Although the Funds seek to implement a targeted outcome strategy, there is no guarantee that the Funds will successfully achieve their investment objectives or any targeted outcomes. An investor may lose some or all of their investment in a Fund.**

- The Funds’ Outcome Periods* are the three-month periods:

- U.S. Large Cap Buffer 1 ETF — from January 1 to March 31, April 1 to June 30, July 1 to September 30, and October 1 to December 31;
- U.S. Large Cap Buffer 2 ETF — from February 1 to April 30, May 1 to July 31, August 1 to October 31, and November 1 to January 31; and
- U.S. Large Cap Buffer 3 ETF — from March 1 to May 31, June 1 to August 31, September 1 to November 30, and December 1 to February 28 or 29, as applicable.

* The start and end dates of an Outcome Period may be adjusted if they fall on a Saturday, Sunday or holiday.

- **Buffer:** Each Fund, and therefore its investors, will participate in Underlying ETF losses up to approximately 5% (the “Initial Loss”) before the Buffer, as defined below, takes effect. After the Initial Loss has occurred, each Fund seeks to provide a downside buffer against approximately 10% of additional Underlying ETF losses (*i.e.*, Underlying ETF losses between 5% and 15%) over each Outcome Period, before the deduction of Fund fees and expenses (the “Buffer”). After deducting Fund fees and expenses, the Buffer is expected to be approximately 9.88% for each Outcome Period. The Buffer is set on or before the first day of an Outcome Period. If the losses of the Underlying ETF continue in excess of the Initial Loss and the Buffer, the Fund, and therefore its investors, will participate in additional losses up to the Deep Downside Protection, as defined below. **There is no guarantee the Funds will successfully buffer against losses of the Underlying ETF.** The Buffer is designed to have its full effect only for investors who hold Fund shares for an entire Outcome Period. The Buffer is discussed in further detail in the Prospectus.

- **Deep Downside Protection:** Each Fund seeks to provide deep downside protection for extreme market conditions where Underlying ETF losses are in excess of the set deep downside protection amount over an Outcome Period (the “Deep Downside Protection”). The Deep Downside Protection is set on or before the first day of an Outcome Period and may increase or decrease from one Outcome Period to the next, reflecting changes in market volatility, among other factors. The level of protection will generally be lower in more volatile market conditions and higher in quieter markets. **There is no guarantee the Funds will successfully provide downside protection against losses of the Underlying ETF in excess of the Deep Downside Protection.** The Deep Downside Protection is designed to have its full effect only for investors who hold Fund shares for an entire Outcome Period. The Deep Downside Protection is discussed in further detail in the Prospectus.

- **Cap:** Each Fund’s performance is subject to an upside return limit – or “cap” – that represents the maximum upside percentage return a Fund can achieve for the duration of the Outcome Period (the “Cap”). The Cap is set on or before the first day of an Outcome Period based on the cost of providing the Buffer and the Deep Downside Protection and may increase or decrease from one Outcome Period to the next.

If the value of the Underlying ETF increases over an Outcome Period but its return remains below the Cap, each Fund seeks to provide investment returns that are similar to the performance of the Underlying ETF, before Fund fees and expenses. If the value of the Underlying ETF increases in excess of the Cap, each Fund will participate in the performance up to the Cap but not in further gains beyond the Cap. The Cap is expected to change from one Outcome Period to the next. The Cap is discussed in further detail in the Prospectus.

- **The Buffer, Deep Downside Protection and Cap are calculated prior to taking into account the fees and expenses reflected in a Fund’s “Annual Fund Operating Expenses” Table (included in the Prospectus) annualized over each Outcome Period.** Accordingly, the maximum performance of a Fund over an Outcome Period is expected to be lower than the Cap by the amount of Fund fees and expenses. Similarly, the performance of a Fund over an Outcome Period will be reduced by Fund fees and expenses in addition to the Initial Loss and losses in excess of the Buffer up to the Deep Downside Protection. A Fund’s returns will be further reduced by any brokerage commissions, trading fees, taxes and non-routine or extraordinary expenses incurred by a Fund.
- **Each Fund’s strategy is designed to produce targeted outcomes that may only be realized if you purchase shares of a Fund by the first day of an Outcome Period and hold them continuously through the last day of the Outcome Period.** The outcomes sought by a Fund are based upon the Fund’s net asset value (“NAV”) on the business day immediately prior to the first day of an Outcome Period. **An investor that purchases shares of a Fund after the commencement of an Outcome Period will likely experience investment outcomes very different from those sought by the Fund over the entire Outcome Period. Conversely,**

an investor that sells shares of a Fund prior to the end of an Outcome Period will likely also experience investment outcomes very different from those sought by the Fund over the entire outcome period.

- Please note in particular:
 - An investor purchasing shares after a Fund has increased in value during an Outcome Period would not benefit from the Buffer until a Fund's NAV has decreased to its NAV at the commencement of the Outcome Period plus the Initial Loss amount. Such an investor also would have less potential for gains before the Cap is reached. An investor purchasing shares after a Fund has increased in value to a level near the Cap would have little or no ability to achieve gains for the remainder of the Outcome Period but would remain susceptible to downside risks.
 - An investor purchasing shares after a Fund has decreased in value from the start of an Outcome Period may have less protection from the Buffer. An investor purchasing shares after a Fund has decreased in value beyond the Buffer would gain no benefit from the Buffer.
 - An investor purchasing shares after a Fund has increased in value from the start of an Outcome Period may have less protection from the Deep Downside Protection.
 - Because the Buffer and Deep Downside Protection are designed to be in effect only at the end of an Outcome Period, an investor who sells Fund shares before the end of an Outcome Period may not experience the full effect of the Buffer or Deep Downside Protection. There is no guarantee that the Fund will be successful in its attempt to provide the targeted outcomes.
 - Targeted outcomes are based on NAV but individual shares of the Fund can only be purchased and sold in secondary market transactions at market price.
- After the conclusion of an Outcome Period, another three-month Outcome Period will begin.
- On or about the commencement of an Outcome Period, each Fund will supplement its Prospectus and publish on its website (<http://www.gsamfunds.com/ETFs>) the Fund's final Buffer, Deep Downside Protection and Cap for the next Outcome Period. Investors considering an investment in a Fund must visit the website for the latest information.

The Funds' website (<http://www.gsamfunds.com/ETFs>) provides important information about the Funds on a daily basis, including information about the Buffer, Deep Downside Protection and Cap for the Outcome Period, the then-current Outcome Period, the then-current start and end dates, and information relating to the remaining potential outcomes of an investment in the Funds. Investors considering an investment in the Funds must visit the website for the latest information.

INVESTOR SUITABILITY

You should consider this investment only if all of the following factors apply to you:

- you fully understand the risks inherent in an investment in the Funds and acknowledge that there is no guarantee that the Funds will successfully achieve their investment objectives or any targeted outcomes;
- you are willing to forego any gains in excess of the Cap (before the deduction of Fund fees and expenses) for an Outcome Period;
- you seek the protection of approximately 10% of losses of the Underlying ETF after the Initial Loss and protection for losses in excess of the Deep Downside Protection for an investment held for the duration of an entire Outcome Period and understand that there is no guarantee that a Fund will be successful in its attempt to provide protection through the Buffer or the Deep Downside Protection;
- you are willing to be exposed to losses of the Underlying ETF in the amount of the Initial Loss and the losses in excess of the Buffer up to the Deep Downside Protection (before the deduction of Fund fees and expenses);
- you desire to invest in a product with a return that depends primarily upon the performance of the Underlying ETF over successive three-month periods;
- you are willing to hold shares for the duration of an entire Outcome Period in order to achieve the targeted outcomes that a Fund seeks to provide and you are willing to accept the risk that, if you choose to sell Fund shares during an Outcome Period, you will likely receive a very different return based on the Fund's value at the time of your sale;
- you fully understand that purchases or sales made during an Outcome Period may not fully benefit from the Buffer or Deep Downside Protection;
- you fully understand that purchases made when a Fund is at or near to the Cap for the Outcome Period may have limited to no upside for the remainder of that Outcome Period;
- you understand that each Fund's investment strategies are not expected to provide dividends to you;

- you are willing to accept the risk of losing your entire investment; and
- you have visited the Funds' website and understand the investment outcomes available to you based upon the time of your purchase.

Table of Contents

Goldman Sachs U.S. Large Cap Buffer 1 ETF—Summary	1
Goldman Sachs U.S. Large Cap Buffer 2 ETF—Summary	10
Goldman Sachs U.S. Large Cap Buffer 3 ETF—Summary	19
Investment Management Approach	29
Risks of the Funds	36
Service Providers	44
Distributions	48
Shareholder Guide	49
Buying and Selling Shares	49
Payments to Broker-Dealers and Other Financial Intermediaries	49
Net Asset Value	50
Book Entry	51
Creations and Redemptions	51
Taxation	53
Other Information	55
Appendix A	
Additional Information on Portfolio Risks, Securities and Techniques	56
Appendix B	
Financial Highlights	62

Goldman Sachs U.S. Large Cap Buffer 1 ETF—Summary

Ticker: GBXA **Stock Exchange:** Cboe BZX Exchange, Inc.

INVESTMENT OBJECTIVE

The Goldman Sachs U.S. Large Cap Buffer 1 ETF (the “Fund”) seeks long-term capital appreciation.

FEES AND EXPENSES OF THE FUND

This table describes the fees and expenses that you may pay if you buy, hold and sell Shares of the Fund. **You may pay other fees, such as brokerage commissions and other fees to financial intermediaries, which are not reflected in the table and Example below.**

Annual Fund Operating Expenses

(expenses that you pay each year as a percentage of the value of your investment)

Management Fee	0.50%
Distribution and Service (12b-1) Fee	0.00%
Other Expenses	0.00%
Acquired Fund Fees and Expenses	0.02%
Total Annual Fund Operating Expenses ¹	0.52%
Fee Waiver ²	(0.02)%
Total Annual Fund Operating Expenses After Fee Waiver	0.50%

¹ The Fund’s “Total Annual Fund Operating Expenses” have been estimated to reflect expenses expected to be incurred during the first fiscal year.

² The Investment Adviser has agreed to waive a portion of its management fee in an amount equal to “Acquired Fund Fees and Expenses”. This arrangement will remain in effect through at least December 17, 2025, and prior to such date the Investment Adviser may not terminate the arrangement without the approval of the Board of Trustees.

EXPENSE EXAMPLE

This Example is intended to help you compare the cost of owning Shares of the Fund with the cost of investing in other funds. The Example assumes that you invest \$10,000 in the Fund for the time periods indicated and then sell all of your Shares at the end of those periods. The Example also assumes that your investment has a 5% return each year and that the Fund’s operating expenses remain the same. Although your actual costs may be higher or lower, based on these assumptions your costs would be:

1 Year	3 Years
\$51	\$160

PORTFOLIO TURNOVER

The Fund pays transaction costs when it buys and sells securities or instruments (*i.e.*, “turns over” its portfolio). A high rate of portfolio turnover may result in increased transaction costs, including brokerage commissions, which must be borne by the Fund and its shareholders. These costs are not reflected in the annual fund operating expenses or in the expense example above, but are reflected in the Fund’s performance. Because the Fund had not commenced operations as of the date of the Prospectus, there is no portfolio turnover information quoted for the Fund.

PRINCIPAL STRATEGY

The Fund seeks to achieve a total return, for three-month periods from January 1 to March 31, April 1 to June 30, July 1 to September 30 or October 1 to December 31 (each, an “Outcome Period”), that corresponds generally, before fees and expenses, to the share price return of the SPDR® Portfolio S&P 500® ETF (SPLG) (the “Underlying ETF”) or other ETFs that track the S&P 500® Index (the “Underlying ETF’s Index”) up to a “cap” while providing a downside “buffer” and “deep downside protection” against losses over the Outcome Period. The Fund invests, under normal circumstances, at least 80% of its net assets plus any borrowings for investment purposes (measured at the time of purchase) in securities or other instruments that provide exposure to securities of large capitalization U.S. issuers or that provide for the “cap” on gains or the “buffer” or “deep downside protection” against the losses of securities of large

capitalization U.S. issuers. For purposes of each Fund's 80% policy, large capitalization issuers are those within the range of capitalization of the Underlying ETF's Index. Although the Fund seeks to implement a targeted outcome strategy, there is no guarantee that the Fund will successfully achieve its investment objective or any targeted outcome. Due to the unique mechanics of the Fund's strategy, the return an investor can expect to receive from an investment in the Fund has characteristics that are distinct from many other investment vehicles.

The Fund's current Outcome Period is the three-month period from January 1, 2025 to March 31, 2025, the next Outcome Period is the three-month period from April 1, 2025 to June 30, 2025, the next Outcome Period is the three-month period from July 1, 2025 to September 30, 2025, and the next Outcome Period is the three-month period from October 1, 2025 to December 31, 2025.* The targeted outcomes sought by the Fund, which include the buffer, deep downside protection and cap discussed below, are based primarily upon the performance of the Underlying ETF over successive three-month periods from January 1 to March 31, April 1 to June 30, July 1 to September 30 and October 1 to December 31.*

■ **Buffer:** The Fund, and therefore its investors, will participate in Underlying ETF losses up to approximately 5% (the "Initial Loss") before the Buffer, as defined below, takes effect. After the Initial Loss has occurred, the Fund seeks to provide a downside buffer against approximately 10% of additional Underlying ETF losses (*i.e.*, Underlying ETF losses between 5% and 15%) over each Outcome Period, before the deduction of Fund fees and expenses (the "**Buffer**"). After deducting Fund fees and expenses, the Buffer is expected to be approximately 9.88% for each Outcome Period. The Buffer is set on or before the first day of an Outcome Period. If the losses of the Underlying ETF continue in excess of the Initial Loss and the Buffer, the Fund, and therefore its investors, will participate in additional losses up to the Deep Downside Protection, as defined below. **There is no guarantee the Fund will successfully buffer against losses of the Underlying ETF.** The Buffer is designed to have its full effect only for investors who hold Fund shares for an entire Outcome Period. The Buffer is discussed in further detail below.

■ **Deep Downside Protection:** The Fund seeks to provide deep downside protection for extreme market conditions where Underlying ETF losses are in excess of the set deep downside protection amount over an Outcome Period (the "Deep Downside Protection"). The Deep Downside Protection is set on or before the first day of an Outcome Period and may increase or decrease from one Outcome Period to the next, reflecting changes in market volatility, among other factors. The level of protection will generally be lower in more volatile market conditions and higher in quieter markets. **There is no guarantee the Fund will successfully provide downside protection against losses of the Underlying ETF in excess of the Deep Downside Protection.** The Deep Downside Protection is designed to have its full effect only for investors who hold Fund shares for an entire Outcome Period. The Deep Downside Protection is discussed in further detail below.

■ **Cap:** The Fund's performance is subject to an upside return limit – or "cap" – that represents the maximum upside percentage return the Fund can achieve for the duration of the Outcome Period (the "**Cap**"). The Cap is set on or before the first day of an Outcome Period based on the cost of providing the Buffer and the Deep Downside Protection and may increase or decrease from one Outcome Period to the next.

If the value of the Underlying ETF increases over an Outcome Period but its return remains below the Cap, the Fund seeks to provide investment returns that are similar to the performance of the Underlying ETF, before Fund fees and expenses. If the value of the Underlying ETF increases in excess of the Cap, the Fund will participate in the performance up to the Cap but not in further gains beyond the Cap. The Cap is expected to change from one Outcome Period to the next. The Cap is discussed in further detail below.

The Buffer, Deep Downside Protection and Cap are calculated prior to taking into account the fees and expenses reflected in the Fund's "Annual Fund Operating Expenses" Table (included above) annualized over each Outcome Period. Accordingly, the maximum performance of the Fund over an Outcome Period is expected to be lower than the Cap by the amount of Fund fees and expenses. Similarly, the performance of the Fund over an Outcome Period will be reduced by Fund fees and expenses in addition to the Initial Loss and losses in excess of the Buffer up to the Deep Downside Protection.

The Fund's returns will be further reduced by any brokerage commissions, trading fees, taxes and non-routine or extraordinary expenses incurred by a Fund. The Fund's website (<http://www.gsamfunds.com/ETFs>) provides important information about the Fund on a daily basis, including information about the Buffer, the Deep Downside Protection and the Cap for the then-current Outcome Period, the then-current Outcome Period start and end dates, and information relating to the remaining potential outcomes of an investment in the Fund. **Investors considering an investment in the Fund must visit the website for the latest information.**

In order to obtain economic exposure to the Underlying ETF and to implement the Buffer, Deep Downside Protection and Cap, the Fund may buy or sell FLEXible EXchange® Options ("FLEX Options") or over-the-counter ("OTC") or listed call and put options that reference the Underlying ETF or the Underlying ETF's Index (together with FLEX Options, the "Options"), as well as shares of the Underlying ETF. FLEX Options are customized exchange-traded option contracts available through the Chicago Board Options Exchange. Through FLEX Options, the Fund could customize key contract terms such as exercise prices and expiration dates. The Fund may purchase call FLEX Options with a very low strike price relative to the price of the Underlying ETF to seek to obtain 1 to 1 long economic exposure to the Underlying ETF. The Fund may also obtain economic exposure to the Underlying ETF by purchasing one or more of the following: ETFs, futures, swaps or equity securities. The Fund may also invest in U.S. Treasuries, money market funds or other cash equivalents. The prospectuses and other reports of the Underlying ETFs are available on the Securities and Exchange Commission's website at www.sec.gov.

The Fund will purchase and sell call and put Options to seek to achieve targeted outcomes within the Fund's portfolio. One Option position is designed to buffer the Fund from losses in excess of the Initial Loss up to the Buffer over an Outcome Period, another position is used to limit downside losses beyond the Deep Downside Protection over an Outcome Period, while a third position is designed to provide the Cap for that Outcome Period.

The first Option position is designed to buffer the Fund from losses in excess of the Initial Loss up to the Buffer if the Underlying ETF experiences a loss in this range at the end of an Outcome Period. The Fund will generally create this Option position by buying an out-of-the-money put Option and selling a second out-of-the-money put Option with a lower strike price (a "put spread"). The put spread produces the Buffer. **There is no guarantee that the Fund will be successful in its attempts to buffer against losses of the Underlying ETF and an investor may lose their entire investment.** The Buffer is operative only after the Initial Loss and will provide downside protection only against the next approximately 10% of Underlying ETF losses at the end of an Outcome Period.

The second Option position provides Deep Downside Protection for Underlying ETF losses in extreme market conditions where Underlying ETF losses are in excess of the set Deep Downside Protection for that Outcome Period. The Fund will generally create this Option position by buying a deep out-of-the-money put Option. The level of protection targeted by the Deep Downside Protection is determined by using a targeted delta, which is a measure of the fluctuation of the price of the option relative to the fluctuation of the price of the underlying security. There is no guarantee the Fund will successfully provide downside protection against losses of the Underlying ETF in excess of the Deep Downside Protection and an investor may lose their entire investment. The Deep Downside Protection is generally expected to protect losses beyond 20% to 30% for a given Outcome Period, but will vary with market conditions at the start of each Outcome Period.

If the Underlying ETF has decreased in value by more than the Initial Loss plus the Buffer at the end of an Outcome Period, the Fund, and therefore its investors, will participate in those losses up to the Deep Downside Protection. **If an investor purchases shares of the Fund after the commencement of an Outcome Period, and the Fund has already decreased in value during that Outcome Period, that investor may not fully benefit from the Buffer or the Deep Downside Protection for the remainder of the Outcome Period. Conversely, after the commencement of the Outcome Period, if the Fund has already increased in value since the start of the Outcome Period, then a shareholder investing at that time may experience losses prior to gaining the protection offered by the Buffer and the Deep Downside Protection. Furthermore, because the Buffer and the Deep Downside Protection are designed to be in effect only at the end of an Outcome Period, an investor who sells Fund shares before the end of an Outcome Period may not experience the full effect of the Buffer and Deep Downside Protection.**

The third Option position is designed to produce the Cap. Unlike other investment products, the potential returns an investor can receive from an investment in the Fund are subject to an upside return Cap. The Fund will generally create the Cap by selling at-the-money and/or out-of-the-money call Options. **This means that if the value of the Underlying ETF increases over an Outcome Period beyond the level of the Cap, the Fund will not participate in those excess gains. Therefore, regardless of the performance of the Underlying ETF, the Cap, before Fund fees and expenses, is the maximum return an investor can achieve from an investment in the Fund over an Outcome Period. In the event an investor purchases shares of a Fund after the commencement of an Outcome Period and the Fund has risen in value to a level near the Cap for that Outcome Period, there will likely be little or no ability for that investor to experience investment gains for the remainder of that Outcome Period.**

The Cap is based on the strike prices of the Options that the Fund has bought and sold over an Outcome Period. The Cap is set on or before the first day of an Outcome Period based on the cost of providing the Buffer and Deep Downside Protection. **The Cap may increase or decrease from one Outcome Period to the next.**

As the Options mature at the end of a three-month Outcome Period, the Fund will enter into a new set of Option positions, which may increase or decrease the Cap for the subsequent three-month Outcome Period. The Fund is a continuous investment vehicle. It does not terminate and distribute its assets at the conclusion of each Outcome Period.

On or about the commencement of an Outcome Period, the Fund will supplement this Prospectus and publish on its website (<http://www.gsamfunds.com/ETFs>) the Fund's final Buffer, Deep Downside Protection and Cap for the next Outcome Period.

Investors considering an investment in the Fund must visit the website for the latest information.

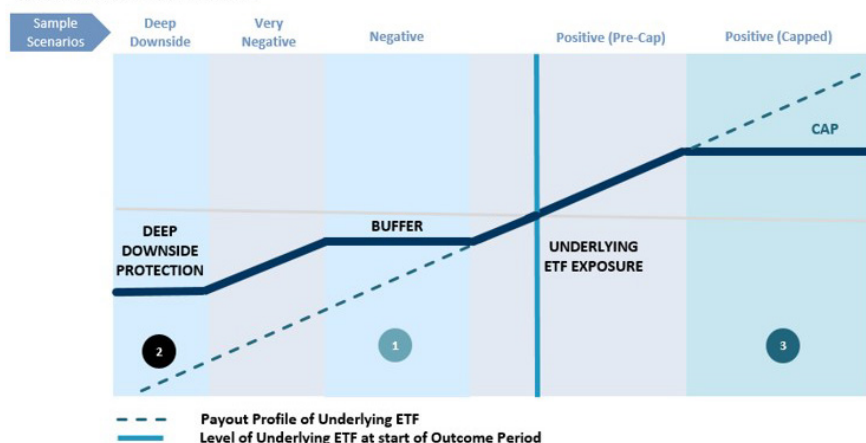
The outcomes sought by the Fund are based upon the Fund's net asset value ("NAV") on the business day immediately prior to the first day of an Outcome Period. Each Option's value is ultimately derived from the performance of the Underlying ETF during an Outcome Period. **To achieve the desired outcomes for an Outcome Period, an investor must hold Fund shares for the entire three-month Outcome Period. An investor that purchases shares of the Fund after the commencement of an Outcome Period will likely experience investment outcomes very different from those sought by the Fund over the entire Outcome Period. Conversely, an investor that sells shares of the Fund prior to the end of an Outcome Period will likely also experience investment outcomes very different from those sought by the Fund. There is no guarantee that the Fund will be successful in its attempt to provide the targeted outcomes. Targeted outcomes are based on NAV but individual shares of the Fund can only be purchased and sold in secondary market transactions at market price.**

Illustrations: Potential Scenarios (Before Fund Fee and Expense Deductions)

* The start and end dates of an Outcome Period may be adjusted if they fall on a Saturday, Sunday or holiday.

The following charts and table illustrate the hypothetical returns that the Fund seeks to provide where an investor purchases shares of the Fund by the first day of an Outcome Period and holds those shares for the entire Outcome Period. The returns shown in the chart and table are based on a hypothetical Buffer, Deep Downside Protection and Cap and hypothetical performance of the Underlying ETF in certain illustrative scenarios. **The returns do not take into account the deduction of Fund fees and expenses (including brokerage commissions, trading fees, taxes and non-routine or extraordinary expenses). If they did, the returns shown for the Fund would be lower. There is no guarantee that the Fund will be successful in its attempt to achieve its investment objective or provide any targeted outcome.**

TARGET STRATEGY RETURN PROFILE



EQUITY MARKET PARTICIPATION

- Underlying ETF exposure based on call options, ETFs, futures, swaps, or equity portfolio

1 BUFFER

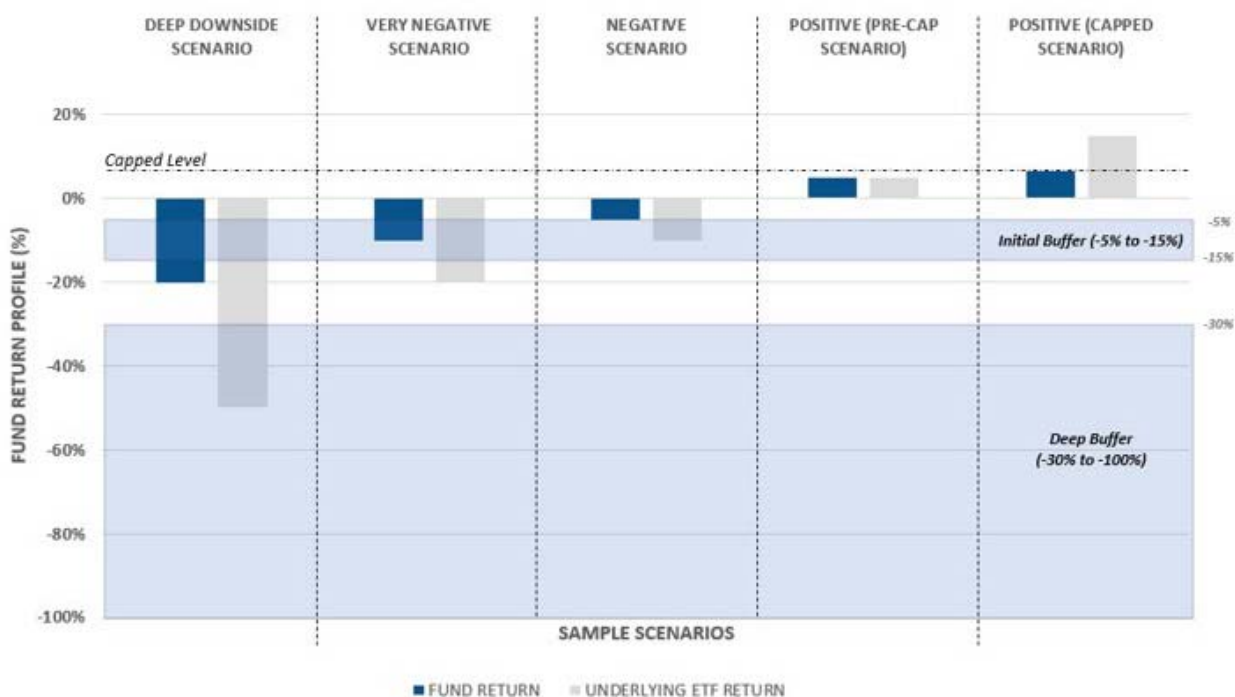
- Buy a 3-month 5% OTM put option and sell a 3-month 15% OTM put option, to collect premium while providing a buffer for investors to pare losses from the Underlying ETF

2 DEEP DOWNSIDE PROTECTION

- Buy a 3-month deep OTM put option to protect against extreme market events

3 CAP

- Sell a 3-month OTM call option to collect premium, financing all or part of the options structure by setting an upside cap on returns



The below table is an example of hypothetical fund returns compared with Underlying ETF returns. In this example, the Cap is set to 6.5%, the Initial Loss is 5%, the Buffer is 10% and the Deep Downside Protection begins at 30%.

	DEEP DOWNSIDE SCENARIO	VERY NEGATIVE SCENARIO	NEGATIVE SCENARIO	POSITIVE (PRE-CAP) SCENARIO	POSITIVE (CAPPED) SCENARIO
FUND RETURN	-20%	-10%	-5%	5%	6.50%
UNDERLYING ETF RETURN	-50%	-20%	-10%	5%	15%

The above charts and table are not intended to predict or project the performance of the Options, the Underlying ETF or the Fund. The actual performance of the Underlying ETF may be lower than the hypothetical performance shown in the above table. Investors should not take this information as an assurance of the expected performance of the Options, the Underlying ETF or the Fund. Please refer to the Fund's website, which provides the latest information on a daily basis throughout the Outcome Period. Please contact your financial intermediary for more information.

The Fund may invest in one or more underlying funds (including ETFs) that seek to track the Underlying ETF's Index and one or more money market funds, including ETFs and money market funds for which GSAM or an affiliate now or in the future acts as investment adviser or principal underwriter. The Fund intends to also invest directly in fixed income securities (bonds) and equity securities (stocks). These investments may be publicly traded, privately issued, or negotiated. The percentage of the Fund invested in equity and fixed income securities will vary from time to time as the Investment Adviser evaluates such securities' relative attractiveness and determines the optimal option structure for the Outcome Period. The Fund's investments in equity securities will be primarily in common stocks of companies held by the Underlying ETF, and the portfolio of equity securities is expected to have a risk/return profile similar to that of the Underlying ETF. The Fund may invest without restriction as to issuer capitalization, country, currency, maturity or credit rating.

In addition to the Options, the Fund may invest in other derivatives, total return swaps and futures, each of which can be used for hedging purposes, total return and equity market exposure. The Fund may also utilize various interest rate-related derivatives, including futures and swaps, to manage the duration of its fixed income positions.

The Fund also may hold cash or invest in cash equivalents in order to collateralize its derivatives positions. Certain underlying funds may invest in derivatives for both hedging purposes and to seek to increase total return.

The Investment Adviser measures the Fund's performance against the S&P 500[®] Index (Total Return, USD, Unhedged).

The Fund is an actively managed ETF, which is a fund that trades like other publicly-traded securities. The Fund is not an index fund and does not seek to replicate the performance of a specified index.

THE FUND IS NON-DIVERSIFIED UNDER THE INVESTMENT COMPANY ACT OF 1940, AS AMENDED ("INVESTMENT COMPANY ACT"), AND MAY INVEST A LARGER PERCENTAGE OF ITS ASSETS IN ONE OR MORE ISSUERS OR IN FEWER ISSUERS THAN DIVERSIFIED FUNDS.

PRINCIPAL RISKS OF THE FUND

Loss of money is a risk of investing in the Fund. The investment program of the Fund entails substantial risks and includes alternative investment techniques not employed by traditional investment products. The Fund's investment techniques (if they do not perform as designed) may increase the volatility of performance and the risk of investment loss, including the loss of the entire amount that is invested, and there can be no assurance that the investment objective of the Fund will be achieved. Moreover, certain investment techniques which the Fund may employ can substantially increase the risk of investment loss. There is no assurance that the investment processes of the Fund will be successful, that the techniques utilized therein will be implemented successfully or that they are adequate for their intended uses, or that the discretionary element of the investment processes of the Fund will be exercised in a manner that is successful or that is not adverse to the Fund. An investment in the Fund is not a bank deposit and is not insured or guaranteed by the Federal Deposit Insurance Corporation ("FDIC") or any government agency. The Fund should not be relied upon as a complete investment program. There can be no assurance that the Fund will achieve its investment objective. Investments in the Fund involve substantial risks which prospective investors should consider carefully before investing. The Fund's principal risks are presented below in alphabetical order, and not in the order of importance or potential exposure.

Absence of Regulation Risk. The Fund engages in over-the-counter ("OTC") transactions, which trade in a dealer network, rather than on an exchange. In general, there is less governmental regulation and supervision of transactions in the OTC markets (in which option contracts and certain options on swaps are generally traded) than of transactions entered into on organized exchanges.

Buffered Loss Risk. There can be no guarantee that the Fund will be successful in its strategy to provide buffered protection against losses if the value of the Underlying ETF decreases over an Outcome Period in excess of the Initial Loss. In the event an investor purchases shares after the commencement of the Outcome Period or sells shares prior to the end of the Outcome Period, the investor may not experience the full effect of the Buffer that the Fund seeks to provide. The Fund does not provide principal protection and an investor may experience significant losses on their investment, including the loss of their entire investment. **The Buffer is not guaranteed and may not be achieved. Please refer to the Fund's website, which provides the latest information on a daily basis throughout the Outcome Period.**

Capped Upside Return Risk. The Fund's strategy seeks to provide returns only up to the Cap over an Outcome Period before Fund fees and expenses. In the event that the value of the Underlying ETF increases in excess of the Cap during an Outcome Period, the Fund will not participate in those gains beyond the Cap for that Outcome Period. In the event an investor purchases shares after the commencement of an Outcome Period and the Fund has risen in value to a level near the Cap, there will likely be little or no ability for that investor to experience investment gains for the remainder of that Outcome Period. A new Cap is established on or before the first day of each Outcome Period and is dependent on prevailing market conditions. Accordingly, the Cap may increase or decrease from one Outcome Period to the next. The Cap is based on the market costs associated with a series of Options (or other derivatives) that are purchased and sold in order to seek to obtain the relevant market exposure, the Buffer and Deep Downside Protection. The market conditions and other factors that influence the Cap can include, but are not limited to, interest rate levels, the volatility of the Underlying ETF, and relationship of put and calls on the underlying Options. Depending on those factors, it is possible that the Cap

will limit the Fund's return during an Outcome Period to a level substantially less than an investor might expect from another comparable equity product that does not employ a Cap, the Buffer and Deep Downside Protection. The Cap may decrease from one Outcome Period to the next. **Please refer to the Fund's website, which provides the latest information on a daily basis throughout the Outcome Period.**

Cash Transactions Risk. Unlike certain ETFs, the Fund expects to effect its creations and redemptions primarily for cash, rather than primarily for in-kind securities. As such, investments in Shares may be less tax-efficient than an investment in a conventional ETF which generally are able to make in-kind redemptions and avoid realizing gains in connection with transactions designed to raise cash to meet redemption requests.

Counterparty Risk. Many of the protections afforded to cleared transactions, such as the security afforded by transacting through a clearing house, might not be available in connection with OTC transactions. Therefore, in those instances in which the Fund enters into uncleared OTC transactions, the Fund will be subject to the risk that its direct counterparty will not perform its obligations under the transactions and that the Fund will sustain losses.

Deep Downside Protection Risk. There can be no guarantee that the Fund will be successful in its strategy to provide Deep Downside Protection against losses if the value of the Underlying ETF decreases over an Outcome Period. In the event an investor purchases shares after the commencement of the Outcome Period or sells shares prior to the end of the Outcome Period, the investor may not experience the full effect of the Deep Downside Protection that the Fund seeks to provide. The Fund does not provide principal protection and an investor may experience significant losses on their investment, including the loss of their entire investment despite the Deep Downside Protection. **The Deep Downside Protection is not guaranteed and may not be achieved. Please refer to the Fund's website, which provides the latest information on a daily basis throughout the Outcome Period.**

Derivatives Risk. The Fund's use of options (including FLEX Options), futures, credit default swaps, total return swaps and other derivative instruments may result in losses, including due to adverse market movements. These instruments, which may pose risks in addition to and greater than those associated with investing directly in securities, currencies or other assets and instruments, may increase market exposure and be illiquid or less liquid, volatile, difficult to price and leveraged so that small changes in the value of the underlying assets or instruments may produce disproportionate losses to the Fund and may expire worthless. Certain derivatives are also subject to counterparty risk, which is the risk that the other party in the transaction will not fulfill its contractual obligations. The use of derivatives is a highly specialized activity that involves investment techniques and risks different from those associated with investments in more traditional securities and instruments.

FLEX Options Risk. The Fund utilizes FLEX Options guaranteed for settlement by the Options Clearing Corporation (the "OCC"), and bears the risk that the OCC will be unable or unwilling to perform its obligations under the FLEX Options contracts, which is a form of counterparty risk. Additionally, FLEX Options may be less liquid than certain other securities, such as standardized options. In a less liquid market, the Fund may have difficulty closing out certain FLEX Options positions at desired times and prices (and may have to pay a premium or accept a discounted price). The Fund may experience substantial downside from certain FLEX Option positions, and FLEX Option positions may expire worthless. The value of the FLEX Options will be affected by, among other things, changes in the value of the Underlying ETF, changes in interest rates, changes in the actual and implied volatility of the Underlying ETF's share price and the remaining time until the FLEX Options expire. The value of FLEX Options does not increase or decrease at the same rate as the Underlying ETF's share price (although they generally move in the same direction).

Investment Objective and Outcomes Risk. There is no guarantee that the Fund will be successful in its attempt to achieve its investment objective and/or its strategy to provide buffered protection against losses. An investor could lose some or all of their investment in the Fund. Certain circumstances under which the Fund might not achieve its objective and/or its strategy to provide buffered protection against losses include, but are not limited to: (i) if the Fund disposes of FLEX Options; (ii) if the Fund is unable to maintain the proportional relationship based on the number of FLEX Options in the Fund's portfolio; (iii) significant accrual of Fund expenses in connection with effecting the Fund's investment strategy; (iv) losses resulting from the investment strategy; or (v) adverse tax law changes affecting the treatment of FLEX Options.

Large Shareholder Risk. Certain shareholders, including other funds advised by the Investment Adviser, may from time to time own a substantial amount of the Fund's Shares. In addition, a third party investor, the Investment Adviser or an affiliate of the Investment Adviser, an authorized participant, a lead market maker, or another entity (*i.e.*, a seed investor) may invest in the Fund and hold its investment solely to facilitate commencement of the Fund or to facilitate the Fund's achieving a specified size or scale. Any such investment may be held for a limited period of time. There can be no assurance that any large shareholder would not redeem its investment, that the size of the Fund would be maintained at such levels or that the Fund would continue to meet applicable listing requirements. Redemptions by large shareholders could have a significant negative impact on the Fund, including on the Fund's liquidity. In addition, transactions by large shareholders may account for a large percentage of the trading volume on Cboe BZX Exchange, Inc. (the "Exchange") and may, therefore, have a material upward or downward effect on the market price of the Shares.

Leverage Risk. Borrowing and the use of derivatives may result in leverage and may increase market exposure and make the Fund more volatile. The use of leverage may cause the Fund to liquidate portfolio positions to satisfy its obligations or to meet margin/collateral requirements when it may not be advantageous to do so. The use of leverage by the Fund can substantially increase the Fund's investment risks and cause losses to be realized more quickly.

Liquidity Risk. The Fund may invest in securities or instruments that trade in lower volumes and may make investments that are illiquid or that may become less liquid in response to market developments or adverse investor perceptions. Also, the Fund may make investments that are illiquid. Investments that are illiquid or that trade in lower volumes may be more difficult to value. When there is

no willing buyer and investments cannot be readily sold at the desired time or price, the Fund may have to accept a lower price or may not be able to sell the security or instrument at all. An inability to sell one or more portfolio positions can adversely affect the Fund's value. Liquidity risk may be the result of, among other things, the reduced number and capacity of traditional market participants to make a market in fixed income securities or the lack of an active market. The potential for liquidity risk may be magnified by a rising interest rate environment or other circumstances where investor redemptions from fixed income funds may be higher than normal, potentially causing increased supply in the market due to selling activity. Redemptions by large shareholders (including seed investors) may have a negative impact on the Fund's liquidity.

If the Fund is forced to sell securities at an unfavorable time and/or under unfavorable conditions, such sales may adversely affect the Fund's NAV.

Management Risk. A strategy used by the Investment Adviser may fail to produce the intended results.

Market Risk. The value of the securities in which the Fund invests may go up or down in response to the prospects of individual companies, particular sectors or governments and/or general economic conditions throughout the world due to increasingly interconnected global economies and financial markets. Events such as war, military conflict, acts of terrorism, social unrest, natural disasters, recessions, inflation, rapid interest rate changes, supply chain disruptions, sanctions, the spread of infectious illness or other public health threats could also significantly impact the Fund and its investments.

Market Trading Risk. The NAV of the Fund and the value of your investment may fluctuate. Market prices of Shares may fluctuate, in some cases significantly, in response to the Fund's NAV, the intraday value of the Fund's holdings and supply and demand for Shares. The Fund faces numerous market trading risks, including disruptions to creations and redemptions, the existence of extreme market volatility or potential lack of an active trading market for Shares. Any of these factors, among others, may result in Shares trading at a significant premium or discount to NAV, which will be reflected in the intraday bid/ask spreads and/or the closing price of Shares as compared to NAV. If a shareholder purchases Shares at a time when the market price is at a premium to the NAV or sells Shares at a time when the market price is at a discount to the NAV, the shareholder may pay more for, or receive less than, the underlying value of the Shares, respectively. Additionally, in stressed market conditions, the market for Shares may become less liquid in response to deteriorating liquidity in the markets for the Fund's underlying portfolio holdings.

The securities held by the Fund may be traded in markets that close at a different time than the stock exchange on which the Fund's Shares are listed. Liquidity in those securities may be reduced after the applicable closing times. Accordingly, during the time when the Fund's listing exchange is open but after the applicable market closing, fixing or settlement times, bid-ask spreads and the resulting premium or discount to the Shares' NAV may widen.

Non-Diversification Risk. The Fund is non-diversified, meaning that it is permitted to invest a larger percentage of its assets in one or more issuers or in fewer issuers than diversified mutual funds. Thus, the Fund may be more susceptible to adverse developments affecting any single issuer held in its portfolio, and may be more susceptible to greater losses because of these developments.

Option Writing Risk. Writing (selling) options may limit the opportunity to profit from an increase or decrease in the market value of a reference security in exchange for up-front cash (the premium) at the time of selling the option. In a sharp rising or falling market, the Fund could significantly underperform the market or other portfolios without an option writing strategy. The Fund could also experience a sudden, significant permanent loss due to dramatic movements in the market value of reference security, which may far exceed the premiums received for writing the option. Such significant losses could cause significant deteriorations in the Fund's NAV. Furthermore, the premium received from the Fund's option writing strategies may not fully protect it against market movements because the Fund will continue to bear the risk of movements in the value of its portfolio investments. Writing (selling) options is a highly specialized activity that involves investment techniques and risks different from those associated with investments in more traditional securities and instruments.

Other Investment Companies Risk. By investing in other investment companies (including ETFs) indirectly through the Fund, investors will incur a proportionate share of the expenses of the other investment companies held by the Fund (including operating costs and investment management fees) in addition to the fees regularly borne by the Fund. In addition, the Fund will be affected by the investment policies, practices and performance of such investment companies in direct proportion to the amount of assets the Fund invests therein.

Outcome Period Risk. The Fund's investment strategy is designed to deliver returns that match the Underlying ETF, subject to the Buffer, Deep Downside Protection and Cap, only if shares are bought by the first day of the Outcome Period and held until the end of the Outcome Period. If an investor purchases or sells shares during the Outcome Period, the returns realized by the investor will not match those that the Fund seeks to achieve. In addition, the Cap may change from one Outcome Period to the next and is unlikely to remain the same for consecutive Outcome Periods.

Moreover, the Fund's returns will be reduced by Fund fees and expenses as well as any brokerage commissions, trading fees, taxes and non-routine or extraordinary expenses incurred by the Fund throughout an Outcome Period. Accordingly, the maximum performance of the Fund over an Outcome Period is expected to be lower than the Cap by these fees and expenses and the performance of the Fund over an Outcome period will be reduced by these fees and expenses in addition to losses beyond the Buffer up to the Deep Downside Protection.

Sector Risk. To the extent the Fund focuses its investments in securities of issuers in one or more sectors (such as the technology sector), the Fund will be subject, to a greater extent than if its investments were diversified across different sectors, to the risks of volatile economic cycles and/or conditions and developments that may be particular to that sector, such as: adverse economic, business, political, environmental or other developments.

Seed Investor Risk. GSAM and/or its affiliates may make payments to one or more investors that contribute seed capital to the Fund. Such payments may continue for a specified period of time and/or until a specified dollar amount is reached. Those payments will be made from the assets of GSAM and/or such affiliates (and not the Fund). Seed investors may contribute all or a majority of the assets in the Fund. There is a risk that such seed investors may redeem their investments in the Fund, particularly after payments from GSAM and/or its affiliates have ceased. As with redemptions by other large shareholders, such redemptions could have a significant negative impact on the Fund, including on the Fund's liquidity and the market price of the Fund's shares.

Stock Risk. Stock prices have historically risen and fallen in periodic cycles. U.S. and foreign stock markets have experienced periods of substantial price volatility in the past and may do so again in the future.

Swaps Risk. In a standard "swap" transaction, two parties agree to exchange the returns, differentials in rates of return or some other amount earned or realized on the "notional amount" of predetermined investments or instruments, which may be adjusted for an interest factor. Swaps can involve greater risks than direct investment in securities, because swaps may be leveraged and subject to counterparty risk (e.g., the risk of a counterparty's defaulting on the obligation or bankruptcy), credit risk and pricing risk (i.e., swaps may be difficult to value). Swaps may also be considered illiquid. It may not be possible for the Fund to liquidate a swap position at an advantageous time or price, which may result in significant losses.

Tracking Error Risk. Tracking error is the divergence of the Underlying ETF's performance from that of the Underlying ETF's Index. The performance of the Underlying ETF may diverge from that of the Underlying ETF's Index for a number of reasons. Tracking error may occur because of transaction costs, the Underlying ETF's holding of cash, differences in accrual of dividends, changes to the Underlying ETF's Index or the need to meet new or existing regulatory requirements. Unlike the Underlying ETF, the returns of the Underlying ETF's Index are not reduced by investment and other operating expenses, including the trading costs associated with implementing changes to its portfolio of investments. Tracking error risk may be heightened during times of market volatility or other unusual market conditions.

Underlying ETF Risk. The value of an investment in the Fund will be related, to a degree, to the investment performance of the Underlying ETF. Therefore, the principal risks of investing in the Fund are closely related to the principal risks associated with the Underlying ETF and its investments. Exposure to the Underlying ETF will also expose the Fund to a pro rata portion of the Underlying ETF's fees and expenses. The performance of the Fund (without regard to the Buffer, Deep Downside Protection or Cap) may diverge from that of the Underlying ETF for a number of reasons, including Fund fees and expenses.

U.S. Government Securities Risk. The U.S. government may not provide financial support to U.S. government agencies, instrumentalities or sponsored enterprises if it is not obligated to do so by law. U.S. Government Securities issued by those agencies, instrumentalities and government sponsored enterprises, including those issued by the Federal National Mortgage Association ("Fannie Mae"), Federal Home Loan Mortgage Corporation ("Freddie Mac") and the Federal Home Loan Banks, are neither issued nor guaranteed by the U.S. Treasury and, therefore, are not backed by the full faith and credit of the United States. The maximum potential liability of the issuers of some U.S. Government Securities held by the Fund may greatly exceed their current resources, including any legal right to support from the U.S. Treasury. It is possible that issuers of U.S. Government Securities will not have the funds to meet their payment obligations in the future.

PERFORMANCE

Because the Fund had not yet commenced investment operations as of the date of the Prospectus, there is no performance information quoted for the Fund. Once available, the Fund's performance information will be available at no cost at am.gs.com or by calling the appropriate phone number on the back cover of the Prospectus.

PORTFOLIO MANAGEMENT

Goldman Sachs Asset Management, L.P. is the investment adviser for the Fund (the "Investment Adviser" or "GSAM").

Portfolio Managers: Raj Garigipati, Managing Director, Oliver Bunn, Managing Director, and Sergio Calvo de Leon, Vice President, have managed the Fund since 2024.

BUYING AND SELLING FUND SHARES

Individual Shares of the Fund may only be purchased and sold in secondary market transactions through a broker or dealer at market price. Because Shares trade at market prices, rather than NAV, Shares of the Fund may trade at a price greater than NAV (i.e., a premium) or less than NAV (i.e., a discount).

You may incur costs attributable to the difference between the highest price a buyer is willing to pay for Shares (bid) and the lowest price a seller is willing to accept for Shares (ask) (the "bid-ask spread") when buying or selling Shares in the secondary market.

Recent information, including information about the Fund's NAV, market price, premiums and discounts, and bid-ask spreads (when available), is included on the Fund's website at am.gs.com.

TAX INFORMATION

For important tax information, please see "Tax Information" on page 28 of the Prospectus.

PAYMENTS TO BROKER-DEALERS AND OTHER FINANCIAL INTERMEDIARIES

For important information about financial intermediary compensation, please see "Payments to Broker-Dealers and Other Financial Intermediaries" on page 28 of the Prospectus.

Goldman Sachs U.S. Large Cap Buffer 2 ETF—Summary

Ticker: GBXB **Stock Exchange:** Cboe BZX Exchange, Inc.

INVESTMENT OBJECTIVE

The Goldman Sachs U.S. Large Cap Buffer 2 ETF (the “Fund”) seeks long-term capital appreciation.

FEES AND EXPENSES OF THE FUND

This table describes the fees and expenses that you may pay if you buy, hold and sell Shares of the Fund. **You may pay other fees, such as brokerage commissions and other fees to financial intermediaries, which are not reflected in the table and Example below.**

Annual Fund Operating Expenses

(expenses that you pay each year as a percentage of the value of your investment)

Management Fee	0.50%
Distribution and Service (12b-1) Fee	0.00%
Other Expenses	0.00%
Acquired Fund Fees and Expenses	0.02%
Total Annual Fund Operating Expenses ¹	0.52%
Fee Waiver ²	(0.02)%
Total Annual Fund Operating Expenses After Fee Waiver	0.50%

¹ The Fund’s “Total Annual Fund Operating Expenses” have been estimated to reflect expenses expected to be incurred during the first fiscal year.

² The Investment Adviser has agreed to waive a portion of its management fee in an amount equal to “Acquired Fund Fees and Expenses”. This arrangement will remain in effect through at least December 17, 2025, and prior to such date the Investment Adviser may not terminate the arrangement without the approval of the Board of Trustees.

EXPENSE EXAMPLE

This Example is intended to help you compare the cost of owning Shares of the Fund with the cost of investing in other funds. The Example assumes that you invest \$10,000 in the Fund for the time periods indicated and then sell all of your Shares at the end of those periods. The Example also assumes that your investment has a 5% return each year and that the Fund’s operating expenses remain the same. Although your actual costs may be higher or lower, based on these assumptions your costs would be:

1 Year	3 Years
\$51	\$160

PORTFOLIO TURNOVER

The Fund pays transaction costs when it buys and sells securities or instruments (*i.e.*, “turns over” its portfolio). A high rate of portfolio turnover may result in increased transaction costs, including brokerage commissions, which must be borne by the Fund and its shareholders. These costs are not reflected in the annual fund operating expenses or in the expense example above, but are reflected in the Fund’s performance. Because the Fund had not commenced operations as of the date of the Prospectus, there is no portfolio turnover information quoted for the Fund.

PRINCIPAL STRATEGY

The Fund seeks to achieve a total return, for three-month periods from February 1 to April 30, May 1 to July 31, August 1 to October 31 or November 1 to January 31 (each, an “Outcome Period”), that corresponds generally, before fees and expenses, to the share price return of the SPDR® Portfolio S&P 500® ETF (SPLG) (the “Underlying ETF”) or other ETFs that track the S&P 500® Index (the “Underlying ETF’s Index”) up to a “cap” while providing a downside “buffer” and “deep downside protection” against losses over the Outcome Period. The Fund invests, under normal circumstances, at least 80% of its net assets plus any borrowings for investment purposes (measured at the time of purchase) in securities or other instruments that provide exposure to securities of large capitalization U.S. issuers or that provide for the “cap” on gains or the “buffer” or “deep downside protection” against the losses of securities of large

capitalization U.S. issuers. For purposes of each Fund's 80% policy, large capitalization issuers are those within the range of capitalization of the Underlying ETF's Index. Although the Fund seeks to implement a targeted outcome strategy, there is no guarantee that the Fund will successfully achieve its investment objective or any targeted outcome. Due to the unique mechanics of the Fund's strategy, the return an investor can expect to receive from an investment in the Fund has characteristics that are distinct from many other investment vehicles.

The Fund's current Outcome Period is the three-month period from February 1, 2025 to April 30, 2025, the next Outcome Period is the three-month period from May 1, 2025 to July 31, 2025, the next Outcome Period is the three-month period from August 1, 2025 to October 31, 2025, and the next Outcome Period is the three-month period from November 1, 2025 to January 31, 2026.* The targeted outcomes sought by the Fund, which include the buffer, deep downside protection and cap discussed below, are based primarily upon the performance of the Underlying ETF over successive three-month periods from February 1 to April 30, May 1 to July 31, August 1 to October 31 and November 1 to January 31.*

■ **Buffer:** The Fund, and therefore its investors, will participate in Underlying ETF losses up to approximately 5% (the "Initial Loss") before the Buffer, as defined below, takes effect. After the Initial Loss has occurred, the Fund seeks to provide a downside buffer against approximately 10% of additional Underlying ETF losses (*i.e.*, Underlying ETF losses between 5% and 15%) over each Outcome Period, before the deduction of Fund fees and expenses (the "**Buffer**"). After deducting Fund fees and expenses, the Buffer is expected to be approximately 9.88% for each Outcome Period. The Buffer is set on or before the first day of an Outcome Period. If the losses of the Underlying ETF continue in excess of the Initial Loss and the Buffer, the Fund, and therefore its investors, will participate in additional losses up to the Deep Downside Protection, as defined below. **There is no guarantee the Fund will successfully buffer against losses of the Underlying ETF.** The Buffer is designed to have its full effect only for investors who hold Fund shares for an entire Outcome Period. The Buffer is discussed in further detail below.

■ **Deep Downside Protection:** The Fund seeks to provide deep downside protection for extreme market conditions where Underlying ETF losses are in excess of the set deep downside protection amount over an Outcome Period (the "Deep Downside Protection"). The Deep Downside Protection is set on or before the first day of an Outcome Period and may increase or decrease from one Outcome Period to the next, reflecting changes in market volatility, among other factors. The level of protection will generally be lower in more volatile market conditions and higher in quieter markets. **There is no guarantee the Fund will successfully provide downside protection against losses of the Underlying ETF in excess of the Deep Downside Protection.** The Deep Downside Protection is designed to have its full effect only for investors who hold Fund shares for an entire Outcome Period. The Deep Downside Protection is discussed in further detail below.

■ **Cap:** The Fund's performance is subject to an upside return limit – or "cap" – that represents the maximum upside percentage return the Fund can achieve for the duration of the Outcome Period (the "**Cap**"). The Cap is set on or before the first day of an Outcome Period based on the cost of providing the Buffer and the Deep Downside Protection and may increase or decrease from one Outcome Period to the next.

If the value of the Underlying ETF increases over an Outcome Period but its return remains below the Cap, the Fund seeks to provide investment returns that are similar to the performance of the Underlying ETF, before Fund fees and expenses. If the value of the Underlying ETF increases in excess of the Cap, the Fund will participate in the performance up to the Cap but not in further gains beyond the Cap. The Cap is expected to change from one Outcome Period to the next. The Cap is discussed in further detail below.

The Buffer, Deep Downside Protection and Cap are calculated prior to taking into account the fees and expenses reflected in the Fund's "Annual Fund Operating Expenses" Table (included above) annualized over each Outcome Period. Accordingly, the maximum performance of the Fund over an Outcome Period is expected to be lower than the Cap by the amount of Fund fees and expenses. Similarly, the performance of the Fund over an Outcome Period will be reduced by Fund fees and expenses in addition to the Initial Loss and losses in excess of the Buffer up to the Deep Downside Protection.

The Fund's returns will be further reduced by any brokerage commissions, trading fees, taxes and non-routine or extraordinary expenses incurred by a Fund. The Fund's website (<http://www.gsamfunds.com/ETFs>) provides important information about the Fund on a daily basis, including information about the Buffer, the Deep Downside Protection and the Cap for the then-current Outcome Period, the then-current Outcome Period start and end dates, and information relating to the remaining potential outcomes of an investment in the Fund. **Investors considering an investment in the Fund must visit the website for the latest information.**

In order to obtain economic exposure to the Underlying ETF and to implement the Buffer, Deep Downside Protection and Cap, the Fund may buy or sell FLEXible EXchange® Options ("FLEX Options") or over-the-counter ("OTC") or listed call and put options that reference the Underlying ETF or the Underlying ETF's Index (together with FLEX Options, the "Options"), as well as shares of the Underlying ETF. FLEX Options are customized exchange-traded option contracts available through the Chicago Board Options Exchange. Through FLEX Options, the Fund could customize key contract terms such as exercise prices and expiration dates. The Fund may purchase call FLEX Options with a very low strike price relative to the price of the Underlying ETF to seek to obtain 1 to 1 long economic exposure to the Underlying ETF. The Fund may also obtain economic exposure to the Underlying ETF by purchasing one or more of the following: ETFs, futures, swaps or equity securities. The Fund may also invest in U.S. Treasuries, money market funds or other cash equivalents. The prospectuses and other reports of the Underlying ETFs are available on the Securities and Exchange Commission's website at www.sec.gov.

The Fund will purchase and sell call and put Options to seek to achieve targeted outcomes within the Fund's portfolio. One Option position is designed to buffer the Fund from losses in excess of the Initial Loss up to the Buffer over an Outcome Period, another position is used to limit downside losses beyond the Deep Downside Protection over an Outcome Period, while a third position is designed to provide the Cap for that Outcome Period.

The first Option position is designed to buffer the Fund from losses in excess of the Initial Loss up to the Buffer if the Underlying ETF experiences a loss in this range at the end of an Outcome Period. The Fund will generally create this Option position by buying an out-of-the-money put Option and selling a second out-of-the-money put Option with a lower strike price (a "put spread"). The put spread produces the Buffer. **There is no guarantee that the Fund will be successful in its attempts to buffer against losses of the Underlying ETF and an investor may lose their entire investment.** The Buffer is operative only after the Initial Loss and will provide downside protection only against the next approximately 10% of Underlying ETF losses at the end of an Outcome Period.

The second Option position provides Deep Downside Protection for Underlying ETF losses in extreme market conditions where Underlying ETF losses are in excess of the set Deep Downside Protection for that Outcome Period. The Fund will generally create this Option position by buying a deep out-of-the-money put Option. The level of protection targeted by the Deep Downside Protection is determined by using a targeted delta, which is a measure of the fluctuation of the price of the option relative to the fluctuation of the price of the underlying security. There is no guarantee the Fund will successfully provide downside protection against losses of the Underlying ETF in excess of the Deep Downside Protection and an investor may lose their entire investment. The Deep Downside Protection is generally expected to protect losses beyond 20% to 30% for a given Outcome Period, but will vary with market conditions at the start of each Outcome Period.

If the Underlying ETF has decreased in value by more than the Initial Loss plus the Buffer at the end of an Outcome Period, the Fund, and therefore its investors, will participate in those losses up to the Deep Downside Protection. **If an investor purchases shares of the Fund after the commencement of an Outcome Period, and the Fund has already decreased in value during that Outcome Period, that investor may not fully benefit from the Buffer or the Deep Downside Protection for the remainder of the Outcome Period. Conversely, after the commencement of the Outcome Period, if the Fund has already increased in value since the start of the Outcome Period, then a shareholder investing at that time may experience losses prior to gaining the protection offered by the Buffer and the Deep Downside Protection. Furthermore, because the Buffer and the Deep Downside Protection are designed to be in effect only at the end of an Outcome Period, an investor who sells Fund shares before the end of an Outcome Period may not experience the full effect of the Buffer and Deep Downside Protection.**

The third Option position is designed to produce the Cap. Unlike other investment products, the potential returns an investor can receive from an investment in the Fund are subject to an upside return Cap. The Fund will generally create the Cap by selling at-the-money and/or out-of-the-money call Options. **This means that if the value of the Underlying ETF increases over an Outcome Period beyond the level of the Cap, the Fund will not participate in those excess gains. Therefore, regardless of the performance of the Underlying ETF, the Cap, before Fund fees and expenses, is the maximum return an investor can achieve from an investment in the Fund over an Outcome Period. In the event an investor purchases shares of a Fund after the commencement of an Outcome Period and the Fund has risen in value to a level near the Cap for that Outcome Period, there will likely be little or no ability for that investor to experience investment gains for the remainder of that Outcome Period.**

The Cap is based on the strike prices of the Options that the Fund has bought and sold over an Outcome Period. The Cap is set on or before the first day of an Outcome Period based on the cost of providing the Buffer and Deep Downside Protection. **The Cap may increase or decrease from one Outcome Period to the next.**

As the Options mature at the end of a three-month Outcome Period, the Fund will enter into a new set of Option positions, which may increase or decrease the Cap for the subsequent three-month Outcome Period. The Fund is a continuous investment vehicle. It does not terminate and distribute its assets at the conclusion of each Outcome Period.

On or about the commencement of an Outcome Period, the Fund will supplement this Prospectus and publish on its website (<http://www.gsamfunds.com/ETFs>) the Fund's final Buffer, Deep Downside Protection and Cap for the next Outcome Period.

Investors considering an investment in the Fund must visit the website for the latest information.

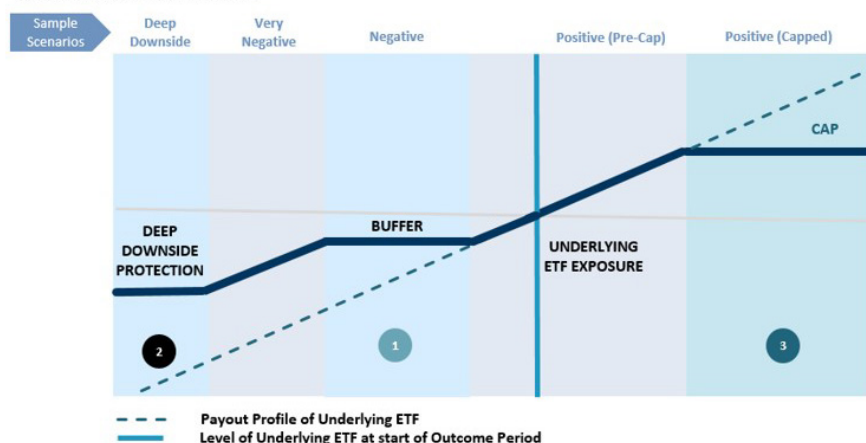
The outcomes sought by the Fund are based upon the Fund's net asset value ("NAV") on the business day immediately prior to the first day of an Outcome Period. Each Option's value is ultimately derived from the performance of the Underlying ETF during an Outcome Period. **To achieve the desired outcomes for an Outcome Period, an investor must hold Fund shares for the entire three-month Outcome Period. An investor that purchases shares of the Fund after the commencement of an Outcome Period will likely experience investment outcomes very different from those sought by the Fund over the entire Outcome Period. Conversely, an investor that sells shares of the Fund prior to the end of an Outcome Period will likely also experience investment outcomes very different from those sought by the Fund. There is no guarantee that the Fund will be successful in its attempt to provide the targeted outcomes. Targeted outcomes are based on NAV but individual shares of the Fund can only be purchased and sold in secondary market transactions at market price.**

Illustrations: Potential Scenarios (Before Fund Fee and Expense Deductions)

* The start and end dates of an Outcome Period may be adjusted if they fall on a Saturday, Sunday or holiday.

The following charts and table illustrate the hypothetical returns that the Fund seeks to provide where an investor purchases shares of the Fund by the first day of an Outcome Period and holds those shares for the entire Outcome Period. The returns shown in the chart and table are based on a hypothetical Buffer, Deep Downside Protection and Cap and hypothetical performance of the Underlying ETF in certain illustrative scenarios. **The returns do not take into account the deduction of Fund fees and expenses (including brokerage commissions, trading fees, taxes and non-routine or extraordinary expenses). If they did, the returns shown for the Fund would be lower. There is no guarantee that the Fund will be successful in its attempt to achieve its investment objective or provide any targeted outcome.**

TARGET STRATEGY RETURN PROFILE



EQUITY MARKET PARTICIPATION

- Underlying ETF exposure based on call options, ETFs, futures, swaps, or equity portfolio

1 BUFFER

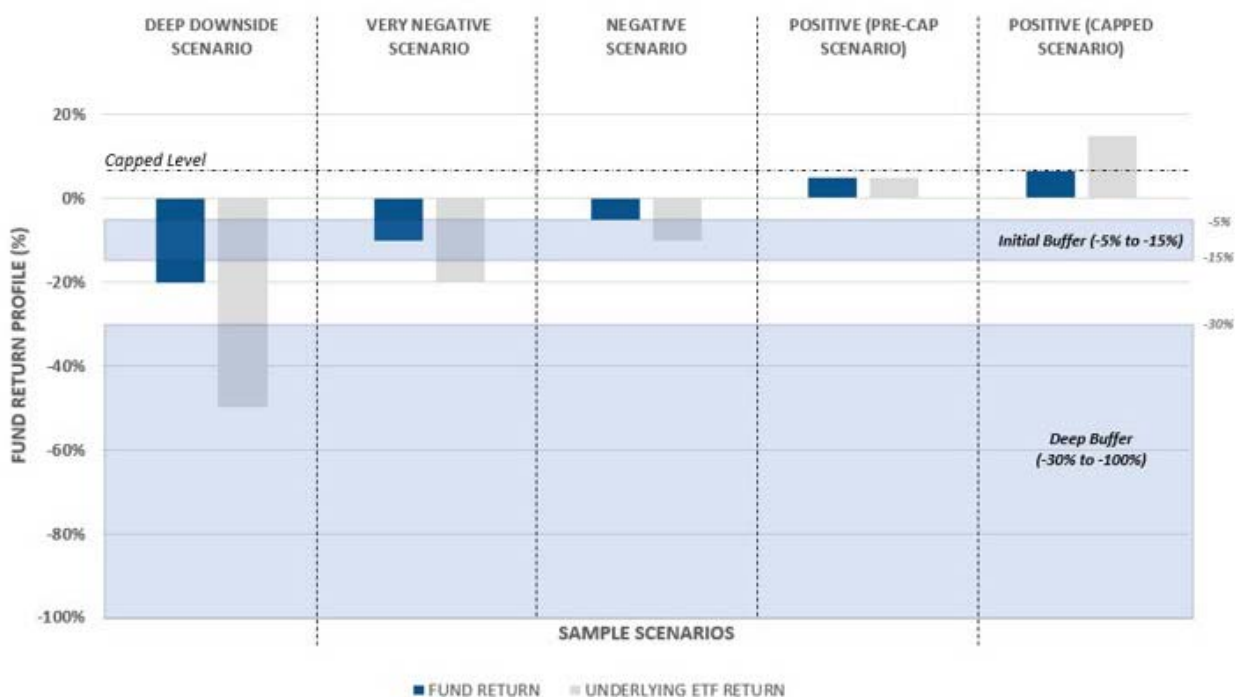
- Buy a 3-month 5% OTM put option and sell a 3-month 15% OTM put option, to collect premium while providing a buffer for investors to pare losses from the Underlying ETF

2 DEEP DOWNSIDE PROTECTION

- Buy a 3-month deep OTM put option to extreme market events

3 CAP

- Sell a 3-month OTM call option to collect premium, financing all or part of the options structure by setting an upside cap on returns



The below table is an example of hypothetical fund returns compared with Underlying ETF returns. In this example, the Cap is set to 6.5%, the Initial Loss is 5%, the Buffer is 10% and the Deep Downside Protection begins at 30%.

	DEEP DOWNSIDE SCENARIO	VERY NEGATIVE SCENARIO	NEGATIVE SCENARIO	POSITIVE (PRE-CAP) SCENARIO	POSITIVE (CAPPED) SCENARIO
FUND RETURN	-20%	-10%	-5%	5%	6.50%
UNDERLYING ETF RETURN	-50%	-20%	-10%	5%	15%

The above charts and table are not intended to predict or project the performance of the Options, the Underlying ETF or the Fund. The actual performance of the Underlying ETF may be lower than the hypothetical performance shown in the above table. Investors should not take this information as an assurance of the expected performance of the Options, the Underlying ETF or the Fund. Please refer to the Fund's website, which provides the latest information on a daily basis throughout the Outcome Period. Please contact your financial intermediary for more information.

The Fund may invest in one or more underlying funds (including ETFs) that seek to track the Underlying ETF's Index and one or more money market funds, including ETFs and money market funds for which GSAM or an affiliate now or in the future acts as investment adviser or principal underwriter. The Fund intends to also invest directly in fixed income securities (bonds) and equity securities (stocks). These investments may be publicly traded, privately issued, or negotiated. The percentage of the Fund invested in equity and fixed income securities will vary from time to time as the Investment Adviser evaluates such securities' relative attractiveness and determines the optimal option structure for the Outcome Period. The Fund's investments in equity securities will be primarily in common stocks of companies held by the Underlying ETF, and the portfolio of equity securities is expected to have a risk/return profile similar to that of the Underlying ETF. The Fund may invest without restriction as to issuer capitalization, country, currency, maturity or credit rating.

In addition to the Options, the Fund may invest in other derivatives, total return swaps and futures, each of which can be used for hedging purposes, total return and equity market exposure. The Fund may also utilize various interest rate-related derivatives, including futures and swaps, to manage the duration of its fixed income positions.

The Fund also may hold cash or invest in cash equivalents in order to collateralize its derivatives positions. Certain underlying funds may invest in derivatives for both hedging purposes and to seek to increase total return.

The Investment Adviser measures the Fund's performance against the S&P 500[®] Index (Total Return, USD, Unhedged).

The Fund is an actively managed ETF, which is a fund that trades like other publicly-traded securities. The Fund is not an index fund and does not seek to replicate the performance of a specified index.

THE FUND IS NON-DIVERSIFIED UNDER THE INVESTMENT COMPANY ACT OF 1940, AS AMENDED ("INVESTMENT COMPANY ACT"), AND MAY INVEST A LARGER PERCENTAGE OF ITS ASSETS IN ONE OR MORE ISSUERS OR IN FEWER ISSUERS THAN DIVERSIFIED FUNDS.

PRINCIPAL RISKS OF THE FUND

Loss of money is a risk of investing in the Fund. The investment program of the Fund entails substantial risks and includes alternative investment techniques not employed by traditional investment products. The Fund's investment techniques (if they do not perform as designed) may increase the volatility of performance and the risk of investment loss, including the loss of the entire amount that is invested, and there can be no assurance that the investment objective of the Fund will be achieved. Moreover, certain investment techniques which the Fund may employ can substantially increase the risk of investment loss. There is no assurance that the investment processes of the Fund will be successful, that the techniques utilized therein will be implemented successfully or that they are adequate for their intended uses, or that the discretionary element of the investment processes of the Fund will be exercised in a manner that is successful or that is not adverse to the Fund. An investment in the Fund is not a bank deposit and is not insured or guaranteed by the Federal Deposit Insurance Corporation ("FDIC") or any government agency. The Fund should not be relied upon as a complete investment program. There can be no assurance that the Fund will achieve its investment objective. Investments in the Fund involve substantial risks which prospective investors should consider carefully before investing. The Fund's principal risks are presented below in alphabetical order, and not in the order of importance or potential exposure.

Absence of Regulation Risk. The Fund engages in over-the-counter ("OTC") transactions, which trade in a dealer network, rather than on an exchange. In general, there is less governmental regulation and supervision of transactions in the OTC markets (in which option contracts and certain options on swaps are generally traded) than of transactions entered into on organized exchanges.

Buffered Loss Risk. There can be no guarantee that the Fund will be successful in its strategy to provide buffered protection against losses if the value of the Underlying ETF decreases over an Outcome Period in excess of the Initial Loss. In the event an investor purchases shares after the commencement of the Outcome Period or sells shares prior to the end of the Outcome Period, the investor may not experience the full effect of the Buffer that the Fund seeks to provide. The Fund does not provide principal protection and an investor may experience significant losses on their investment, including the loss of their entire investment. **The Buffer is not guaranteed and may not be achieved. Please refer to the Fund's website, which provides the latest information on a daily basis throughout the Outcome Period.**

Capped Upside Return Risk. The Fund's strategy seeks to provide returns only up to the Cap over an Outcome Period before Fund fees and expenses. In the event that the value of the Underlying ETF increases in excess of the Cap during an Outcome Period, the Fund will not participate in those gains beyond the Cap for that Outcome Period. In the event an investor purchases shares after the commencement of an Outcome Period and the Fund has risen in value to a level near the Cap, there will likely be little or no ability for that investor to experience investment gains for the remainder of that Outcome Period. A new Cap is established on or before the first day of each Outcome Period and is dependent on prevailing market conditions. Accordingly, the Cap may increase or decrease from one Outcome Period to the next. The Cap is based on the market costs associated with a series of Options (or other derivatives) that are purchased and sold in order to seek to obtain the relevant market exposure, the Buffer and Deep Downside Protection. The market conditions and other factors that influence the Cap can include, but are not limited to, interest rate levels, the volatility of the Underlying ETF, and relationship of put and calls on the underlying Options. Depending on those factors, it is possible that the Cap

will limit the Fund's return during an Outcome Period to a level substantially less than an investor might expect from another comparable equity product that does not employ a Cap, the Buffer and Deep Downside Protection. The Cap may decrease from one Outcome Period to the next. **Please refer to the Fund's website, which provides the latest information on a daily basis throughout the Outcome Period.**

Cash Transactions Risk. Unlike certain ETFs, the Fund expects to effect its creations and redemptions primarily for cash, rather than primarily for in-kind securities. As such, investments in Shares may be less tax-efficient than an investment in a conventional ETF which generally are able to make in-kind redemptions and avoid realizing gains in connection with transactions designed to raise cash to meet redemption requests.

Counterparty Risk. Many of the protections afforded to cleared transactions, such as the security afforded by transacting through a clearing house, might not be available in connection with OTC transactions. Therefore, in those instances in which the Fund enters into uncleared OTC transactions, the Fund will be subject to the risk that its direct counterparty will not perform its obligations under the transactions and that the Fund will sustain losses.

Deep Downside Protection Risk. There can be no guarantee that the Fund will be successful in its strategy to provide Deep Downside Protection against losses if the value of the Underlying ETF decreases over an Outcome Period. In the event an investor purchases shares after the commencement of the Outcome Period or sells shares prior to the end of the Outcome Period, the investor may not experience the full effect of the Deep Downside Protection that the Fund seeks to provide. The Fund does not provide principal protection and an investor may experience significant losses on their investment, including the loss of their entire investment despite the Deep Downside Protection. **The Deep Downside Protection is not guaranteed and may not be achieved. Please refer to the Fund's website, which provides the latest information on a daily basis throughout the Outcome Period.**

Derivatives Risk. The Fund's use of options (including FLEX Options), futures, credit default swaps, total return swaps and other derivative instruments may result in losses, including due to adverse market movements. These instruments, which may pose risks in addition to and greater than those associated with investing directly in securities, currencies or other assets and instruments, may increase market exposure and be illiquid or less liquid, volatile, difficult to price and leveraged so that small changes in the value of the underlying assets or instruments may produce disproportionate losses to the Fund and may expire worthless. Certain derivatives are also subject to counterparty risk, which is the risk that the other party in the transaction will not fulfill its contractual obligations. The use of derivatives is a highly specialized activity that involves investment techniques and risks different from those associated with investments in more traditional securities and instruments.

FLEX Options Risk. The Fund utilizes FLEX Options guaranteed for settlement by the Options Clearing Corporation (the "OCC"), and bears the risk that the OCC will be unable or unwilling to perform its obligations under the FLEX Options contracts, which is a form of counterparty risk. Additionally, FLEX Options may be less liquid than certain other securities, such as standardized options. In a less liquid market, the Fund may have difficulty closing out certain FLEX Options positions at desired times and prices (and may have to pay a premium or accept a discounted price). The Fund may experience substantial downside from certain FLEX Option positions, and FLEX Option positions may expire worthless. The value of the FLEX Options will be affected by, among other things, changes in the value of the Underlying ETF, changes in interest rates, changes in the actual and implied volatility of the Underlying ETF's share price and the remaining time until the FLEX Options expire. The value of FLEX Options does not increase or decrease at the same rate as the Underlying ETF's share price (although they generally move in the same direction).

Investment Objective and Outcomes Risk. There is no guarantee that the Fund will be successful in its attempt to achieve its investment objective and/or its strategy to provide buffered protection against losses. An investor could lose some or all of their investment in the Fund. Certain circumstances under which the Fund might not achieve its objective and/or its strategy to provide buffered protection against losses include, but are not limited to: (i) if the Fund disposes of FLEX Options; (ii) if the Fund is unable to maintain the proportional relationship based on the number of FLEX Options in the Fund's portfolio; (iii) significant accrual of Fund expenses in connection with effecting the Fund's investment strategy; (iv) losses resulting from the investment strategy; or (v) adverse tax law changes affecting the treatment of FLEX Options.

Large Shareholder Risk. Certain shareholders, including other funds advised by the Investment Adviser, may from time to time own a substantial amount of the Fund's Shares. In addition, a third party investor, the Investment Adviser or an affiliate of the Investment Adviser, an authorized participant, a lead market maker, or another entity (*i.e.*, a seed investor) may invest in the Fund and hold its investment solely to facilitate commencement of the Fund or to facilitate the Fund's achieving a specified size or scale. Any such investment may be held for a limited period of time. There can be no assurance that any large shareholder would not redeem its investment, that the size of the Fund would be maintained at such levels or that the Fund would continue to meet applicable listing requirements. Redemptions by large shareholders could have a significant negative impact on the Fund, including on the Fund's liquidity. In addition, transactions by large shareholders may account for a large percentage of the trading volume on Cboe BZX Exchange, Inc. (the "Exchange") and may, therefore, have a material upward or downward effect on the market price of the Shares.

Leverage Risk. Borrowing and the use of derivatives may result in leverage and may increase market exposure and make the Fund more volatile. The use of leverage may cause the Fund to liquidate portfolio positions to satisfy its obligations or to meet margin/collateral requirements when it may not be advantageous to do so. The use of leverage by the Fund can substantially increase the Fund's investment risks and cause losses to be realized more quickly.

Liquidity Risk. The Fund may invest in securities or instruments that trade in lower volumes and may make investments that are illiquid or that may become less liquid in response to market developments or adverse investor perceptions. Also, the Fund may make investments that are illiquid. Investments that are illiquid or that trade in lower volumes may be more difficult to value. When there is

no willing buyer and investments cannot be readily sold at the desired time or price, the Fund may have to accept a lower price or may not be able to sell the security or instrument at all. An inability to sell one or more portfolio positions can adversely affect the Fund's value. Liquidity risk may be the result of, among other things, the reduced number and capacity of traditional market participants to make a market in fixed income securities or the lack of an active market. The potential for liquidity risk may be magnified by a rising interest rate environment or other circumstances where investor redemptions from fixed income funds may be higher than normal, potentially causing increased supply in the market due to selling activity. Redemptions by large shareholders (including seed investors) may have a negative impact on the Fund's liquidity.

If the Fund is forced to sell securities at an unfavorable time and/or under unfavorable conditions, such sales may adversely affect the Fund's NAV.

Management Risk. A strategy used by the Investment Adviser may fail to produce the intended results.

Market Risk. The value of the securities in which the Fund invests may go up or down in response to the prospects of individual companies, particular sectors or governments and/or general economic conditions throughout the world due to increasingly interconnected global economies and financial markets. Events such as war, military conflict, acts of terrorism, social unrest, natural disasters, recessions, inflation, rapid interest rate changes, supply chain disruptions, sanctions, the spread of infectious illness or other public health threats could also significantly impact the Fund and its investments.

Market Trading Risk. The NAV of the Fund and the value of your investment may fluctuate. Market prices of Shares may fluctuate, in some cases significantly, in response to the Fund's NAV, the intraday value of the Fund's holdings and supply and demand for Shares. The Fund faces numerous market trading risks, including disruptions to creations and redemptions, the existence of extreme market volatility or potential lack of an active trading market for Shares. Any of these factors, among others, may result in Shares trading at a significant premium or discount to NAV, which will be reflected in the intraday bid/ask spreads and/or the closing price of Shares as compared to NAV. If a shareholder purchases Shares at a time when the market price is at a premium to the NAV or sells Shares at a time when the market price is at a discount to the NAV, the shareholder may pay more for, or receive less than, the underlying value of the Shares, respectively. Additionally, in stressed market conditions, the market for Shares may become less liquid in response to deteriorating liquidity in the markets for the Fund's underlying portfolio holdings.

The securities held by the Fund may be traded in markets that close at a different time than the stock exchange on which the Fund's Shares are listed. Liquidity in those securities may be reduced after the applicable closing times. Accordingly, during the time when the Fund's listing exchange is open but after the applicable market closing, fixing or settlement times, bid-ask spreads and the resulting premium or discount to the Shares' NAV may widen.

Non-Diversification Risk. The Fund is non-diversified, meaning that it is permitted to invest a larger percentage of its assets in one or more issuers or in fewer issuers than diversified mutual funds. Thus, the Fund may be more susceptible to adverse developments affecting any single issuer held in its portfolio, and may be more susceptible to greater losses because of these developments.

Option Writing Risk. Writing (selling) options may limit the opportunity to profit from an increase or decrease in the market value of a reference security in exchange for up-front cash (the premium) at the time of selling the option. In a sharp rising or falling market, the Fund could significantly underperform the market or other portfolios without an option writing strategy. The Fund could also experience a sudden, significant permanent loss due to dramatic movements in the market value of reference security, which may far exceed the premiums received for writing the option. Such significant losses could cause significant deteriorations in the Fund's NAV. Furthermore, the premium received from the Fund's option writing strategies may not fully protect it against market movements because the Fund will continue to bear the risk of movements in the value of its portfolio investments. Writing (selling) options is a highly specialized activity that involves investment techniques and risks different from those associated with investments in more traditional securities and instruments.

Other Investment Companies Risk. By investing in other investment companies (including ETFs) indirectly through the Fund, investors will incur a proportionate share of the expenses of the other investment companies held by the Fund (including operating costs and investment management fees) in addition to the fees regularly borne by the Fund. In addition, the Fund will be affected by the investment policies, practices and performance of such investment companies in direct proportion to the amount of assets the Fund invests therein.

Outcome Period Risk. The Fund's investment strategy is designed to deliver returns that match the Underlying ETF, subject to the Buffer, Deep Downside Protection and Cap, only if shares are bought by the first day of the Outcome Period and held until the end of the Outcome Period. If an investor purchases or sells shares during the Outcome Period, the returns realized by the investor will not match those that the Fund seeks to achieve. In addition, the Cap may change from one Outcome Period to the next and is unlikely to remain the same for consecutive Outcome Periods.

Moreover, the Fund's returns will be reduced by Fund fees and expenses as well as any brokerage commissions, trading fees, taxes and non-routine or extraordinary expenses incurred by the Fund throughout an Outcome Period. Accordingly, the maximum performance of the Fund over an Outcome Period is expected to be lower than the Cap by these fees and expenses and the performance of the Fund over an Outcome period will be reduced by these fees and expenses in addition to losses beyond the Buffer up to the Deep Downside Protection.

Sector Risk. To the extent the Fund focuses its investments in securities of issuers in one or more sectors (such as the technology sector), the Fund will be subject, to a greater extent than if its investments were diversified across different sectors, to the risks of volatile economic cycles and/or conditions and developments that may be particular to that sector, such as: adverse economic, business, political, environmental or other developments.

Seed Investor Risk. GSAM and/or its affiliates may make payments to one or more investors that contribute seed capital to the Fund. Such payments may continue for a specified period of time and/or until a specified dollar amount is reached. Those payments will be made from the assets of GSAM and/or such affiliates (and not the Fund). Seed investors may contribute all or a majority of the assets in the Fund. There is a risk that such seed investors may redeem their investments in the Fund, particularly after payments from GSAM and/or its affiliates have ceased. As with redemptions by other large shareholders, such redemptions could have a significant negative impact on the Fund, including on the Fund's liquidity and the market price of the Fund's shares.

Stock Risk. Stock prices have historically risen and fallen in periodic cycles. U.S. and foreign stock markets have experienced periods of substantial price volatility in the past and may do so again in the future.

Swaps Risk. In a standard "swap" transaction, two parties agree to exchange the returns, differentials in rates of return or some other amount earned or realized on the "notional amount" of predetermined investments or instruments, which may be adjusted for an interest factor. Swaps can involve greater risks than direct investment in securities, because swaps may be leveraged and subject to counterparty risk (e.g., the risk of a counterparty's defaulting on the obligation or bankruptcy), credit risk and pricing risk (i.e., swaps may be difficult to value). Swaps may also be considered illiquid. It may not be possible for the Fund to liquidate a swap position at an advantageous time or price, which may result in significant losses.

Tracking Error Risk. Tracking error is the divergence of the Underlying ETF's performance from that of the Underlying ETF's Index. The performance of the Underlying ETF may diverge from that of the Underlying ETF's Index for a number of reasons. Tracking error may occur because of transaction costs, the Underlying ETF's holding of cash, differences in accrual of dividends, changes to the Underlying ETF's Index or the need to meet new or existing regulatory requirements. Unlike the Underlying ETF, the returns of the Underlying ETF's Index are not reduced by investment and other operating expenses, including the trading costs associated with implementing changes to its portfolio of investments. Tracking error risk may be heightened during times of market volatility or other unusual market conditions.

Underlying ETF Risk. The value of an investment in the Fund will be related, to a degree, to the investment performance of the Underlying ETF. Therefore, the principal risks of investing in the Fund are closely related to the principal risks associated with the Underlying ETF and its investments. Exposure to the Underlying ETF will also expose the Fund to a pro rata portion of the Underlying ETF's fees and expenses. The performance of the Fund (without regard to the Buffer, Deep Downside Protection or Cap) may diverge from that of the Underlying ETF for a number of reasons, including Fund fees and expenses.

U.S. Government Securities Risk. The U.S. government may not provide financial support to U.S. government agencies, instrumentalities or sponsored enterprises if it is not obligated to do so by law. U.S. Government Securities issued by those agencies, instrumentalities and government sponsored enterprises, including those issued by the Federal National Mortgage Association ("Fannie Mae"), Federal Home Loan Mortgage Corporation ("Freddie Mac") and the Federal Home Loan Banks, are neither issued nor guaranteed by the U.S. Treasury and, therefore, are not backed by the full faith and credit of the United States. The maximum potential liability of the issuers of some U.S. Government Securities held by the Fund may greatly exceed their current resources, including any legal right to support from the U.S. Treasury. It is possible that issuers of U.S. Government Securities will not have the funds to meet their payment obligations in the future.

PERFORMANCE

Because the Fund had not yet commenced investment operations as of the date of the Prospectus, there is no performance information quoted for the Fund. Once available, the Fund's performance information will be available at no cost at am.gs.com or by calling the appropriate phone number on the back cover of the Prospectus.

PORTFOLIO MANAGEMENT

Goldman Sachs Asset Management, L.P. is the investment adviser for the Fund (the "Investment Adviser" or "GSAM").

Portfolio Managers: Raj Garigipati, Managing Director, Oliver Bunn, Managing Director, and Sergio Calvo de Leon, Vice President, have managed the Fund since 2024.

BUYING AND SELLING FUND SHARES

Individual Shares of the Fund may only be purchased and sold in secondary market transactions through a broker or dealer at market price. Because Shares trade at market prices, rather than NAV, Shares of the Fund may trade at a price greater than NAV (i.e., a premium) or less than NAV (i.e., a discount).

You may incur costs attributable to the difference between the highest price a buyer is willing to pay for Shares (bid) and the lowest price a seller is willing to accept for Shares (ask) (the "bid-ask spread") when buying or selling Shares in the secondary market.

Recent information, including information about the Fund's NAV, market price, premiums and discounts, and bid-ask spreads (when available), is included on the Fund's website at am.gs.com.

TAX INFORMATION

For important tax information, please see "Tax Information" on page 28 of the Prospectus.

PAYMENTS TO BROKER-DEALERS AND OTHER FINANCIAL INTERMEDIARIES

For important information about financial intermediary compensation, please see "Payments to Broker-Dealers and Other Financial Intermediaries" on page 28 of the Prospectus.

Goldman Sachs U.S. Large Cap Buffer 3 ETF—Summary

Ticker: GBXC **Stock Exchange:** Cboe BZX Exchange, Inc.

INVESTMENT OBJECTIVE

The Goldman Sachs U.S. Large Cap Buffer 3 ETF (the “Fund”) seeks long-term capital appreciation.

FEES AND EXPENSES OF THE FUND

This table describes the fees and expenses that you may pay if you buy, hold and sell Shares of the Fund. **You may pay other fees, such as brokerage commissions and other fees to financial intermediaries, which are not reflected in the table and Example below.**

Annual Fund Operating Expenses

(expenses that you pay each year as a percentage of the value of your investment)

Management Fee	0.50%
Distribution and Service (12b-1) Fee	0.00%
Other Expenses	0.00%
Acquired Fund Fees and Expenses	0.02%
Total Annual Fund Operating Expenses ¹	0.52%
Fee Waiver ²	(0.02)%
Total Annual Fund Operating Expenses After Fee Waiver	0.50%

¹ The Fund’s “Total Annual Fund Operating Expenses” have been estimated to reflect expenses expected to be incurred during the first fiscal year.

² The Investment Adviser has agreed to waive a portion of its management fee in an amount equal to “Acquired Fund Fees and Expenses”. This arrangement will remain in effect through at least December 17, 2025, and prior to such date the Investment Adviser may not terminate the arrangement without the approval of the Board of Trustees.

EXPENSE EXAMPLE

This Example is intended to help you compare the cost of owning Shares of the Fund with the cost of investing in other funds. The Example assumes that you invest \$10,000 in the Fund for the time periods indicated and then sell all of your Shares at the end of those periods. The Example also assumes that your investment has a 5% return each year and that the Fund’s operating expenses remain the same. Although your actual costs may be higher or lower, based on these assumptions your costs would be:

1 Year	3 Years
\$51	\$160

PORTFOLIO TURNOVER

The Fund pays transaction costs when it buys and sells securities or instruments (*i.e.*, “turns over” its portfolio). A high rate of portfolio turnover may result in increased transaction costs, including brokerage commissions, which must be borne by the Fund and its shareholders. These costs are not reflected in the annual fund operating expenses or in the expense example above, but are reflected in the Fund’s performance. Because the Fund had not commenced operations as of the date of the Prospectus, there is no portfolio turnover information quoted for the Fund.

PRINCIPAL STRATEGY

The Fund seeks to achieve a total return, for three-month periods from March 1 to May 31, June 1 to August 31, September 1 to November 30 or December 1 to February 28 or 29, as applicable (each, an “Outcome Period”), that corresponds generally, before fees and expenses, to the share price return of the SPDR® Portfolio S&P 500® ETF (SPLG) (the “Underlying ETF”) or other ETFs that track the S&P 500® Index (the “Underlying ETF’s Index”) up to a “cap” while providing a downside “buffer” and “deep downside protection” against losses over the Outcome Period. The Fund invests, under normal circumstances, at least 80% of its net assets plus any borrowings for investment purposes (measured at the time of purchase) in securities or other instruments that provide exposure to securities of large capitalization U.S. issuers or that provide for the “cap” on gains or the “buffer” or “deep downside protection”

against the losses of securities of large capitalization U.S. issuers. For purposes of each Fund's 80% policy, large capitalization issuers are those within the range of capitalization of the Underlying ETF's Index. Although the Fund seeks to implement a targeted outcome strategy, there is no guarantee that the Fund will successfully achieve its investment objective or any targeted outcome. Due to the unique mechanics of the Fund's strategy, the return an investor can expect to receive from an investment in the Fund has characteristics that are distinct from many other investment vehicles.

The Fund's current Outcome Period is the three-month period from March 1, 2025 to May 31, 2025, the next Outcome Period is the three-month period from June 1, 2025 to August 31, 2025, the next Outcome Period is the three-month period from September 1, 2025 to November 30, 2025, and the next Outcome Period is the three-month period from December 1, 2025 to February 28, 2026.* The targeted outcomes sought by the Fund, which include the buffer, deep downside protection and cap discussed below, are based primarily upon the performance of the Underlying ETF over successive three-month periods from March 1 to May 31, June 1 to August 31, September 1 to November 30, and December 1 to February 28 or 29, as applicable.*

■ **Buffer:** The Fund, and therefore its investors, will participate in Underlying ETF losses up to approximately 5% (the "Initial Loss") before the Buffer, as defined below, takes effect. After the Initial Loss has occurred, the Fund seeks to provide a downside buffer against approximately 10% of additional Underlying ETF losses (*i.e.*, Underlying ETF losses between 5% and 15%) over each Outcome Period, before the deduction of Fund fees and expenses (the "**Buffer**"). After deducting Fund fees and expenses, the Buffer is expected to be approximately 9.88% for each Outcome Period. The Buffer is set on or before the first day of an Outcome Period. If the losses of the Underlying ETF continue in excess of the Initial Loss and the Buffer, the Fund, and therefore its investors, will participate in additional losses up to the Deep Downside Protection, as defined below. **There is no guarantee the Fund will successfully buffer against losses of the Underlying ETF.** The Buffer is designed to have its full effect only for investors who hold Fund shares for an entire Outcome Period. The Buffer is discussed in further detail below.

■ **Deep Downside Protection:** The Fund seeks to provide deep downside protection for extreme market conditions where Underlying ETF losses are in excess of the set deep downside protection amount over an Outcome Period (the "Deep Downside Protection"). The Deep Downside Protection is set on or before the first day of an Outcome Period and may increase or decrease from one Outcome Period to the next, reflecting changes in market volatility, among other factors. The level of protection will generally be lower in more volatile market conditions and higher in quieter markets. **There is no guarantee the Fund will successfully provide downside protection against losses of the Underlying ETF in excess of the Deep Downside Protection.** The Deep Downside Protection is designed to have its full effect only for investors who hold Fund shares for an entire Outcome Period. The Deep Downside Protection is discussed in further detail below.

■ **Cap:** The Fund's performance is subject to an upside return limit – or "cap" – that represents the maximum upside percentage return the Fund can achieve for the duration of the Outcome Period (the "**Cap**"). The Cap is set on or before the first day of an Outcome Period based on the cost of providing the Buffer and the Deep Downside Protection and may increase or decrease from one Outcome Period to the next.

If the value of the Underlying ETF increases over an Outcome Period but its return remains below the Cap, the Fund seeks to provide investment returns that are similar to the performance of the Underlying ETF, before Fund fees and expenses. If the value of the Underlying ETF increases in excess of the Cap, the Fund will participate in the performance up to the Cap but not in further gains beyond the Cap. The Cap is expected to change from one Outcome Period to the next. The Cap is discussed in further detail below.

The Buffer, Deep Downside Protection and Cap are calculated prior to taking into account the fees and expenses reflected in the Fund's "Annual Fund Operating Expenses" Table (included above) annualized over each Outcome Period. Accordingly, the maximum performance of the Fund over an Outcome Period is expected to be lower than the Cap by the amount of Fund fees and expenses. Similarly, the performance of the Fund over an Outcome Period will be reduced by Fund fees and expenses in addition to the Initial Loss and losses in excess of the Buffer up to the Deep Downside Protection.

The Fund's returns will be further reduced by any brokerage commissions, trading fees, taxes and non-routine or extraordinary expenses incurred by a Fund. The Fund's website (<http://www.gsamfunds.com/ETFs>) provides important information about the Fund on a daily basis, including information about the Buffer, the Deep Downside Protection and the Cap for the then-current Outcome Period, the then-current Outcome Period start and end dates, and information relating to the remaining potential outcomes of an investment in the Fund. **Investors considering an investment in the Fund must visit the website for the latest information.**

In order to obtain economic exposure to the Underlying ETF and to implement the Buffer, Deep Downside Protection and Cap, the Fund may buy or sell FLEXible EXchange[®] Options ("FLEX Options") or over-the-counter ("OTC") or listed call and put options that reference the Underlying ETF or the Underlying ETF's Index (together with FLEX Options, the "Options"), as well as shares of the Underlying ETF. FLEX Options are customized exchange-traded option contracts available through the Chicago Board Options Exchange. Through FLEX Options, the Fund could customize key contract terms such as exercise prices and expiration dates. The Fund may purchase call FLEX Options with a very low strike price relative to the price of the Underlying ETF to seek to obtain 1 to 1 long economic exposure to the Underlying ETF. The Fund may also obtain economic exposure to the Underlying ETF by purchasing one or more of the following: ETFs, futures, swaps or equity securities. The Fund may also invest in U.S. Treasuries, money market funds or other cash equivalents. The prospectuses and other reports of the Underlying ETFs are available on the Securities and Exchange Commission's website at www.sec.gov.

The Fund will purchase and sell call and put Options to seek to achieve targeted outcomes within the Fund's portfolio. One Option position is designed to buffer the Fund from losses in excess of the Initial Loss up to the Buffer over an Outcome Period, another position is used to limit downside losses beyond the Deep Downside Protection over an Outcome Period, while a third position is designed to provide the Cap for that Outcome Period.

The first Option position is designed to buffer the Fund from losses in excess of the Initial Loss up to the Buffer if the Underlying ETF experiences a loss in this range at the end of an Outcome Period. The Fund will generally create this Option position by buying an out-of-the-money put Option and selling a second out-of-the-money put Option with a lower strike price (a "put spread"). The put spread produces the Buffer. **There is no guarantee that the Fund will be successful in its attempts to buffer against losses of the Underlying ETF and an investor may lose their entire investment.** The Buffer is operative only after the Initial Loss and will provide downside protection only against the next approximately 10% of Underlying ETF losses at the end of an Outcome Period.

The second Option position provides Deep Downside Protection for Underlying ETF losses in extreme market conditions where Underlying ETF losses are in excess of the set Deep Downside Protection for that Outcome Period. The Fund will generally create this Option position by buying a deep out-of-the-money put Option. The level of protection targeted by the Deep Downside Protection is determined by using a targeted delta, which is a measure of the fluctuation of the price of the option relative to the fluctuation of the price of the underlying security. There is no guarantee the Fund will successfully provide downside protection against losses of the Underlying ETF in excess of the Deep Downside Protection and an investor may lose their entire investment. The Deep Downside Protection is generally expected to protect losses beyond 20% to 30% for a given Outcome Period, but will vary with market conditions at the start of each Outcome Period.

If the Underlying ETF has decreased in value by more than the Initial Loss plus the Buffer at the end of an Outcome Period, the Fund, and therefore its investors, will participate in those losses up to the Deep Downside Protection. **If an investor purchases shares of the Fund after the commencement of an Outcome Period, and the Fund has already decreased in value during that Outcome Period, that investor may not fully benefit from the Buffer or the Deep Downside Protection for the remainder of the Outcome Period. Conversely, after the commencement of the Outcome Period, if the Fund has already increased in value since the start of the Outcome Period, then a shareholder investing at that time may experience losses prior to gaining the protection offered by the Buffer and the Deep Downside Protection. Furthermore, because the Buffer and the Deep Downside Protection are designed to be in effect only at the end of an Outcome Period, an investor who sells Fund shares before the end of an Outcome Period may not experience the full effect of the Buffer and Deep Downside Protection.**

The third Option position is designed to produce the Cap. Unlike other investment products, the potential returns an investor can receive from an investment in the Fund are subject to an upside return Cap. The Fund will generally create the Cap by selling at-the-money and/or out-of-the-money call Options. **This means that if the value of the Underlying ETF increases over an Outcome Period beyond the level of the Cap, the Fund will not participate in those excess gains. Therefore, regardless of the performance of the Underlying ETF, the Cap, before Fund fees and expenses, is the maximum return an investor can achieve from an investment in the Fund over an Outcome Period. In the event an investor purchases shares of a Fund after the commencement of an Outcome Period and the Fund has risen in value to a level near the Cap for that Outcome Period, there will likely be little or no ability for that investor to experience investment gains for the remainder of that Outcome Period.**

The Cap is based on the strike prices of the Options that the Fund has bought and sold over an Outcome Period. The Cap is set on or before the first day of an Outcome Period based on the cost of providing the Buffer and Deep Downside Protection. **The Cap may increase or decrease from one Outcome Period to the next.**

As the Options mature at the end of a three-month Outcome Period, the Fund will enter into a new set of Option positions, which may increase or decrease the Cap for the subsequent three-month Outcome Period. The Fund is a continuous investment vehicle. It does not terminate and distribute its assets at the conclusion of each Outcome Period.

On or about the commencement of an Outcome Period, the Fund will supplement this Prospectus and publish on its website (<http://www.gsamfunds.com/ETFs>) the Fund's final Buffer, Deep Downside Protection and Cap for the next Outcome Period.

Investors considering an investment in the Fund must visit the website for the latest information.

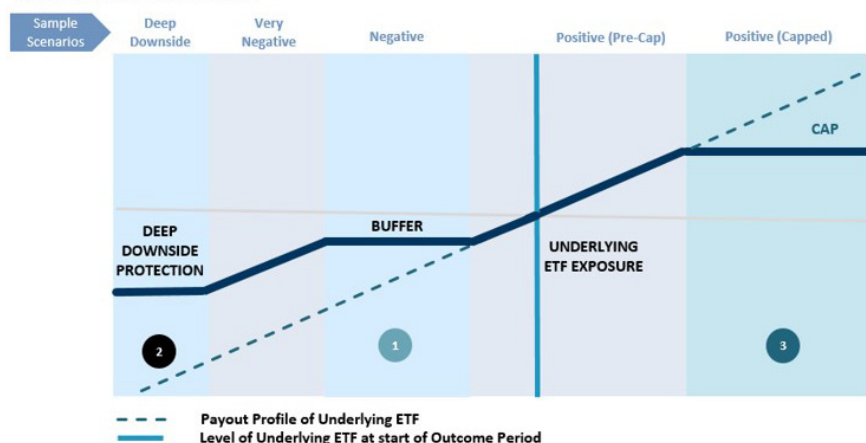
The outcomes sought by the Fund are based upon the Fund's net asset value ("NAV") on the business day immediately prior to the first day of an Outcome Period. Each Option's value is ultimately derived from the performance of the Underlying ETF during an Outcome Period. **To achieve the desired outcomes for an Outcome Period, an investor must hold Fund shares for the entire three-month Outcome Period. An investor that purchases shares of the Fund after the commencement of an Outcome Period will likely experience investment outcomes very different from those sought by the Fund over the entire Outcome Period. Conversely, an investor that sells shares of the Fund prior to the end of an Outcome Period will likely also experience investment outcomes very different from those sought by the Fund. There is no guarantee that the Fund will be successful in its attempt to provide the targeted outcomes. Targeted outcomes are based on NAV but individual shares of the Fund can only be purchased and sold in secondary market transactions at market price.**

Illustrations: Potential Scenarios (Before Fund Fee and Expense Deductions)

* The start and end dates of an Outcome Period may be adjusted if they fall on a Saturday, Sunday or holiday.

The following charts and table illustrate the hypothetical returns that the Fund seeks to provide where an investor purchases shares of the Fund by the first day of an Outcome Period and holds those shares for the entire Outcome Period. The returns shown in the chart and table are based on a hypothetical Buffer, Deep Downside Protection and Cap and hypothetical performance of the Underlying ETF in certain illustrative scenarios. **The returns do not take into account the deduction of Fund fees and expenses (including brokerage commissions, trading fees, taxes and non-routine or extraordinary expenses). If they did, the returns shown for the Fund would be lower. There is no guarantee that the Fund will be successful in its attempt to achieve its investment objective or provide any targeted outcome.**

TARGET STRATEGY RETURN PROFILE



EQUITY MARKET PARTICIPATION

- Underlying ETF exposure based on call options, ETFs, futures, swaps, or equity portfolio

1 BUFFER

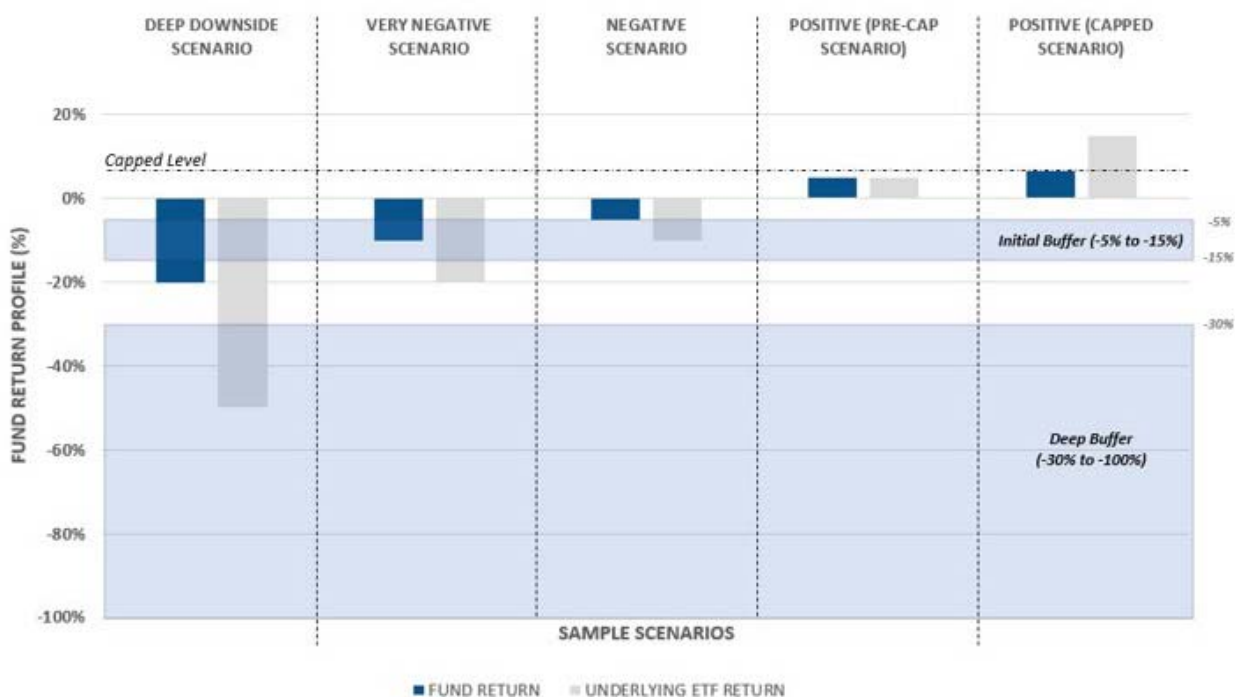
- Buy a 3-month 5% OTM put option and sell a 3-month 15% OTM put option, to collect premium while providing a buffer for investors to pare losses from the Underlying ETF

2 DEEP DOWNSIDE PROTECTION

- Buy a 3-month deep OTM put option to extreme market events

3 CAP

- Sell a 3-month OTM call option to collect premium, financing all or part of the options structure by setting an upside cap on returns



The below table is an example of hypothetical fund returns compared with Underlying ETF returns. In this example, the Cap is set to 6.5%, the Initial Loss is 5%, the Buffer is 10% and the Deep Downside Protection begins at 30%.

	DEEP DOWNSIDE SCENARIO	VERY NEGATIVE SCENARIO	NEGATIVE SCENARIO	POSITIVE (PRE-CAP) SCENARIO	POSITIVE (CAPPED) SCENARIO
FUND RETURN	-20%	-10%	-5%	5%	6.50%
UNDERLYING ETF RETURN	-50%	-20%	-10%	5%	15%

The above charts and table are not intended to predict or project the performance of the Options, the Underlying ETF or the Fund. The actual performance of the Underlying ETF may be lower than the hypothetical performance shown in the above table. Investors should not take this information as an assurance of the expected performance of the Options, the Underlying ETF or the Fund. Please refer to the Fund's website, which provides the latest information on a daily basis throughout the Outcome Period. Please contact your financial intermediary for more information.

The Fund may invest in one or more underlying funds (including ETFs) that seek to track the Underlying ETF's Index and one or more money market funds, including ETFs and money market funds for which GSAM or an affiliate now or in the future acts as investment adviser or principal underwriter. The Fund intends to also invest directly in fixed income securities (bonds) and equity securities (stocks). These investments may be publicly traded, privately issued, or negotiated. The percentage of the Fund invested in equity and fixed income securities will vary from time to time as the Investment Adviser evaluates such securities' relative attractiveness and determines the optimal option structure for the Outcome Period. The Fund's investments in equity securities will be primarily in common stocks of companies held by the Underlying ETF, and the portfolio of equity securities is expected to have a risk/return profile similar to that of the Underlying ETF. The Fund may invest without restriction as to issuer capitalization, country, currency, maturity or credit rating.

In addition to the Options, the Fund may invest in other derivatives, total return swaps and futures, each of which can be used for hedging purposes, total return and equity market exposure. The Fund may also utilize various interest rate-related derivatives, including futures and swaps, to manage the duration of its fixed income positions.

The Fund also may hold cash or invest in cash equivalents in order to collateralize its derivatives positions. Certain underlying funds may invest in derivatives for both hedging purposes and to seek to increase total return.

The Investment Adviser measures the Fund's performance against the S&P 500[®] Index (Total Return, USD, Unhedged).

The Fund is an actively managed ETF, which is a fund that trades like other publicly-traded securities. The Fund is not an index fund and does not seek to replicate the performance of a specified index.

THE FUND IS NON-DIVERSIFIED UNDER THE INVESTMENT COMPANY ACT OF 1940, AS AMENDED ("INVESTMENT COMPANY ACT"), AND MAY INVEST A LARGER PERCENTAGE OF ITS ASSETS IN ONE OR MORE ISSUERS OR IN FEWER ISSUERS THAN DIVERSIFIED FUNDS.

PRINCIPAL RISKS OF THE FUND

Loss of money is a risk of investing in the Fund. The investment program of the Fund entails substantial risks and includes alternative investment techniques not employed by traditional investment products. The Fund's investment techniques (if they do not perform as designed) may increase the volatility of performance and the risk of investment loss, including the loss of the entire amount that is invested, and there can be no assurance that the investment objective of the Fund will be achieved. Moreover, certain investment techniques which the Fund may employ can substantially increase the risk of investment loss. There is no assurance that the investment processes of the Fund will be successful, that the techniques utilized therein will be implemented successfully or that they are adequate for their intended uses, or that the discretionary element of the investment processes of the Fund will be exercised in a manner that is successful or that is not adverse to the Fund. An investment in the Fund is not a bank deposit and is not insured or guaranteed by the Federal Deposit Insurance Corporation ("FDIC") or any government agency. The Fund should not be relied upon as a complete investment program. There can be no assurance that the Fund will achieve its investment objective. Investments in the Fund involve substantial risks which prospective investors should consider carefully before investing. The Fund's principal risks are presented below in alphabetical order, and not in the order of importance or potential exposure.

Absence of Regulation Risk. The Fund engages in over-the-counter ("OTC") transactions, which trade in a dealer network, rather than on an exchange. In general, there is less governmental regulation and supervision of transactions in the OTC markets (in which option contracts and certain options on swaps are generally traded) than of transactions entered into on organized exchanges.

Buffered Loss Risk. There can be no guarantee that the Fund will be successful in its strategy to provide buffered protection against losses if the value of the Underlying ETF decreases over an Outcome Period in excess of the Initial Loss. In the event an investor purchases shares after the commencement of the Outcome Period or sells shares prior to the end of the Outcome Period, the investor may not experience the full effect of the Buffer that the Fund seeks to provide. The Fund does not provide principal protection and an investor may experience significant losses on their investment, including the loss of their entire investment. **The Buffer is not guaranteed and may not be achieved. Please refer to the Fund's website, which provides the latest information on a daily basis throughout the Outcome Period.**

Capped Upside Return Risk. The Fund's strategy seeks to provide returns only up to the Cap over an Outcome Period before Fund fees and expenses. In the event that the value of the Underlying ETF increases in excess of the Cap during an Outcome Period, the Fund will not participate in those gains beyond the Cap for that Outcome Period. In the event an investor purchases shares after the commencement of an Outcome Period and the Fund has risen in value to a level near the Cap, there will likely be little or no ability for that investor to experience investment gains for the remainder of that Outcome Period. A new Cap is established on or before the first day of each Outcome Period and is dependent on prevailing market conditions. Accordingly, the Cap may increase or decrease from one Outcome Period to the next. The Cap is based on the market costs associated with a series of Options (or other derivatives) that are purchased and sold in order to seek to obtain the relevant market exposure, the Buffer and Deep Downside Protection. The market conditions and other factors that influence the Cap can include, but are not limited to, interest rate levels, the volatility of the Underlying ETF, and relationship of put and calls on the underlying Options. Depending on those factors, it is possible that the Cap

will limit the Fund's return during an Outcome Period to a level substantially less than an investor might expect from another comparable equity product that does not employ a Cap, the Buffer and Deep Downside Protection. The Cap may decrease from one Outcome Period to the next. **Please refer to the Fund's website, which provides the latest information on a daily basis throughout the Outcome Period.**

Cash Transactions Risk. Unlike certain ETFs, the Fund expects to effect its creations and redemptions primarily for cash, rather than primarily for in-kind securities. As such, investments in Shares may be less tax-efficient than an investment in a conventional ETF which generally are able to make in-kind redemptions and avoid realizing gains in connection with transactions designed to raise cash to meet redemption requests.

Counterparty Risk. Many of the protections afforded to cleared transactions, such as the security afforded by transacting through a clearing house, might not be available in connection with OTC transactions. Therefore, in those instances in which the Fund enters into uncleared OTC transactions, the Fund will be subject to the risk that its direct counterparty will not perform its obligations under the transactions and that the Fund will sustain losses.

Deep Downside Protection Risk. There can be no guarantee that the Fund will be successful in its strategy to provide Deep Downside Protection against losses if the value of the Underlying ETF decreases over an Outcome Period. In the event an investor purchases shares after the commencement of the Outcome Period or sells shares prior to the end of the Outcome Period, the investor may not experience the full effect of the Deep Downside Protection that the Fund seeks to provide. The Fund does not provide principal protection and an investor may experience significant losses on their investment, including the loss of their entire investment despite the Deep Downside Protection. **The Deep Downside Protection is not guaranteed and may not be achieved. Please refer to the Fund's website, which provides the latest information on a daily basis throughout the Outcome Period.**

Derivatives Risk. The Fund's use of options (including FLEX Options), futures, credit default swaps, total return swaps and other derivative instruments may result in losses, including due to adverse market movements. These instruments, which may pose risks in addition to and greater than those associated with investing directly in securities, currencies or other assets and instruments, may increase market exposure and be illiquid or less liquid, volatile, difficult to price and leveraged so that small changes in the value of the underlying assets or instruments may produce disproportionate losses to the Fund and may expire worthless. Certain derivatives are also subject to counterparty risk, which is the risk that the other party in the transaction will not fulfill its contractual obligations. The use of derivatives is a highly specialized activity that involves investment techniques and risks different from those associated with investments in more traditional securities and instruments.

FLEX Options Risk. The Fund utilizes FLEX Options guaranteed for settlement by the Options Clearing Corporation (the "OCC"), and bears the risk that the OCC will be unable or unwilling to perform its obligations under the FLEX Options contracts, which is a form of counterparty risk. Additionally, FLEX Options may be less liquid than certain other securities, such as standardized options. In a less liquid market, the Fund may have difficulty closing out certain FLEX Options positions at desired times and prices (and may have to pay a premium or accept a discounted price). The Fund may experience substantial downside from certain FLEX Option positions, and FLEX Option positions may expire worthless. The value of the FLEX Options will be affected by, among other things, changes in the value of the Underlying ETF, changes in interest rates, changes in the actual and implied volatility of the Underlying ETF's share price and the remaining time until the FLEX Options expire. The value of FLEX Options does not increase or decrease at the same rate as the Underlying ETF's share price (although they generally move in the same direction).

Investment Objective and Outcomes Risk. There is no guarantee that the Fund will be successful in its attempt to achieve its investment objective and/or its strategy to provide buffered protection against losses. An investor could lose some or all of their investment in the Fund. Certain circumstances under which the Fund might not achieve its objective and/or its strategy to provide buffered protection against losses include, but are not limited to: (i) if the Fund disposes of FLEX Options; (ii) if the Fund is unable to maintain the proportional relationship based on the number of FLEX Options in the Fund's portfolio; (iii) significant accrual of Fund expenses in connection with effecting the Fund's investment strategy; (iv) losses resulting from the investment strategy; or (v) adverse tax law changes affecting the treatment of FLEX Options.

Large Shareholder Risk. Certain shareholders, including other funds advised by the Investment Adviser, may from time to time own a substantial amount of the Fund's Shares. In addition, a third party investor, the Investment Adviser or an affiliate of the Investment Adviser, an authorized participant, a lead market maker, or another entity (*i.e.*, a seed investor) may invest in the Fund and hold its investment solely to facilitate commencement of the Fund or to facilitate the Fund's achieving a specified size or scale. Any such investment may be held for a limited period of time. There can be no assurance that any large shareholder would not redeem its investment, that the size of the Fund would be maintained at such levels or that the Fund would continue to meet applicable listing requirements. Redemptions by large shareholders could have a significant negative impact on the Fund, including on the Fund's liquidity. In addition, transactions by large shareholders may account for a large percentage of the trading volume on Cboe BZX Exchange, Inc. (the "Exchange") and may, therefore, have a material upward or downward effect on the market price of the Shares.

Leverage Risk. Borrowing and the use of derivatives may result in leverage and may increase market exposure and make the Fund more volatile. The use of leverage may cause the Fund to liquidate portfolio positions to satisfy its obligations or to meet margin/collateral requirements when it may not be advantageous to do so. The use of leverage by the Fund can substantially increase the Fund's investment risks and cause losses to be realized more quickly.

Liquidity Risk. The Fund may invest in securities or instruments that trade in lower volumes and may make investments that are illiquid or that may become less liquid in response to market developments or adverse investor perceptions. Also, the Fund may make investments that are illiquid. Investments that are illiquid or that trade in lower volumes may be more difficult to value. When there is

no willing buyer and investments cannot be readily sold at the desired time or price, the Fund may have to accept a lower price or may not be able to sell the security or instrument at all. An inability to sell one or more portfolio positions can adversely affect the Fund's value. Liquidity risk may be the result of, among other things, the reduced number and capacity of traditional market participants to make a market in fixed income securities or the lack of an active market. The potential for liquidity risk may be magnified by a rising interest rate environment or other circumstances where investor redemptions from fixed income funds may be higher than normal, potentially causing increased supply in the market due to selling activity. Redemptions by large shareholders (including seed investors) may have a negative impact on the Fund's liquidity.

If the Fund is forced to sell securities at an unfavorable time and/or under unfavorable conditions, such sales may adversely affect the Fund's NAV.

Management Risk. A strategy used by the Investment Adviser may fail to produce the intended results.

Market Risk. The value of the securities in which the Fund invests may go up or down in response to the prospects of individual companies, particular sectors or governments and/or general economic conditions throughout the world due to increasingly interconnected global economies and financial markets. Events such as war, military conflict, acts of terrorism, social unrest, natural disasters, recessions, inflation, rapid interest rate changes, supply chain disruptions, sanctions, the spread of infectious illness or other public health threats could also significantly impact the Fund and its investments.

Market Trading Risk. The NAV of the Fund and the value of your investment may fluctuate. Market prices of Shares may fluctuate, in some cases significantly, in response to the Fund's NAV, the intraday value of the Fund's holdings and supply and demand for Shares. The Fund faces numerous market trading risks, including disruptions to creations and redemptions, the existence of extreme market volatility or potential lack of an active trading market for Shares. Any of these factors, among others, may result in Shares trading at a significant premium or discount to NAV, which will be reflected in the intraday bid/ask spreads and/or the closing price of Shares as compared to NAV. If a shareholder purchases Shares at a time when the market price is at a premium to the NAV or sells Shares at a time when the market price is at a discount to the NAV, the shareholder may pay more for, or receive less than, the underlying value of the Shares, respectively. Additionally, in stressed market conditions, the market for Shares may become less liquid in response to deteriorating liquidity in the markets for the Fund's underlying portfolio holdings.

The securities held by the Fund may be traded in markets that close at a different time than the stock exchange on which the Fund's Shares are listed. Liquidity in those securities may be reduced after the applicable closing times. Accordingly, during the time when the Fund's listing exchange is open but after the applicable market closing, fixing or settlement times, bid-ask spreads and the resulting premium or discount to the Shares' NAV may widen.

Non-Diversification Risk. The Fund is non-diversified, meaning that it is permitted to invest a larger percentage of its assets in one or more issuers or in fewer issuers than diversified mutual funds. Thus, the Fund may be more susceptible to adverse developments affecting any single issuer held in its portfolio, and may be more susceptible to greater losses because of these developments.

Option Writing Risk. Writing (selling) options may limit the opportunity to profit from an increase or decrease in the market value of a reference security in exchange for up-front cash (the premium) at the time of selling the option. In a sharp rising or falling market, the Fund could significantly underperform the market or other portfolios without an option writing strategy. The Fund could also experience a sudden, significant permanent loss due to dramatic movements in the market value of reference security, which may far exceed the premiums received for writing the option. Such significant losses could cause significant deteriorations in the Fund's NAV. Furthermore, the premium received from the Fund's option writing strategies may not fully protect it against market movements because the Fund will continue to bear the risk of movements in the value of its portfolio investments. Writing (selling) options is a highly specialized activity that involves investment techniques and risks different from those associated with investments in more traditional securities and instruments.

Other Investment Companies Risk. By investing in other investment companies (including ETFs) indirectly through the Fund, investors will incur a proportionate share of the expenses of the other investment companies held by the Fund (including operating costs and investment management fees) in addition to the fees regularly borne by the Fund. In addition, the Fund will be affected by the investment policies, practices and performance of such investment companies in direct proportion to the amount of assets the Fund invests therein.

Outcome Period Risk. The Fund's investment strategy is designed to deliver returns that match the Underlying ETF, subject to the Buffer, Deep Downside Protection and Cap, only if shares are bought by the first day of the Outcome Period and held until the end of the Outcome Period. If an investor purchases or sells shares during the Outcome Period, the returns realized by the investor will not match those that the Fund seeks to achieve. In addition, the Cap may change from one Outcome Period to the next and is unlikely to remain the same for consecutive Outcome Periods.

Moreover, the Fund's returns will be reduced by Fund fees and expenses as well as any brokerage commissions, trading fees, taxes and non-routine or extraordinary expenses incurred by the Fund throughout an Outcome Period. Accordingly, the maximum performance of the Fund over an Outcome Period is expected to be lower than the Cap by these fees and expenses and the performance of the Fund over an Outcome period will be reduced by these fees and expenses in addition to losses beyond the Buffer up to the Deep Downside Protection.

Sector Risk. To the extent the Fund focuses its investments in securities of issuers in one or more sectors (such as the technology sector), the Fund will be subject, to a greater extent than if its investments were diversified across different sectors, to the risks of volatile economic cycles and/or conditions and developments that may be particular to that sector, such as: adverse economic, business, political, environmental or other developments.

Seed Investor Risk. GSAM and/or its affiliates may make payments to one or more investors that contribute seed capital to the Fund. Such payments may continue for a specified period of time and/or until a specified dollar amount is reached. Those payments will be made from the assets of GSAM and/or such affiliates (and not the Fund). Seed investors may contribute all or a majority of the assets in the Fund. There is a risk that such seed investors may redeem their investments in the Fund, particularly after payments from GSAM and/or its affiliates have ceased. As with redemptions by other large shareholders, such redemptions could have a significant negative impact on the Fund, including on the Fund's liquidity and the market price of the Fund's shares.

Stock Risk. Stock prices have historically risen and fallen in periodic cycles. U.S. and foreign stock markets have experienced periods of substantial price volatility in the past and may do so again in the future.

Swaps Risk. In a standard "swap" transaction, two parties agree to exchange the returns, differentials in rates of return or some other amount earned or realized on the "notional amount" of predetermined investments or instruments, which may be adjusted for an interest factor. Swaps can involve greater risks than direct investment in securities, because swaps may be leveraged and subject to counterparty risk (e.g., the risk of a counterparty's defaulting on the obligation or bankruptcy), credit risk and pricing risk (i.e., swaps may be difficult to value). Swaps may also be considered illiquid. It may not be possible for the Fund to liquidate a swap position at an advantageous time or price, which may result in significant losses.

Tracking Error Risk. Tracking error is the divergence of the Underlying ETF's performance from that of the Underlying ETF's Index. The performance of the Underlying ETF may diverge from that of the Underlying ETF's Index for a number of reasons. Tracking error may occur because of transaction costs, the Underlying ETF's holding of cash, differences in accrual of dividends, changes to the Underlying ETF's Index or the need to meet new or existing regulatory requirements. Unlike the Underlying ETF, the returns of the Underlying ETF's Index are not reduced by investment and other operating expenses, including the trading costs associated with implementing changes to its portfolio of investments. Tracking error risk may be heightened during times of market volatility or other unusual market conditions.

Underlying ETF Risk. The value of an investment in the Fund will be related, to a degree, to the investment performance of the Underlying ETF. Therefore, the principal risks of investing in the Fund are closely related to the principal risks associated with the Underlying ETF and its investments. Exposure to the Underlying ETF will also expose the Fund to a pro rata portion of the Underlying ETF's fees and expenses. The performance of the Fund (without regard to the Buffer, Deep Downside Protection or Cap) may diverge from that of the Underlying ETF for a number of reasons, including Fund fees and expenses.

U.S. Government Securities Risk. The U.S. government may not provide financial support to U.S. government agencies, instrumentalities or sponsored enterprises if it is not obligated to do so by law. U.S. Government Securities issued by those agencies, instrumentalities and government sponsored enterprises, including those issued by the Federal National Mortgage Association ("Fannie Mae"), Federal Home Loan Mortgage Corporation ("Freddie Mac") and the Federal Home Loan Banks, are neither issued nor guaranteed by the U.S. Treasury and, therefore, are not backed by the full faith and credit of the United States. The maximum potential liability of the issuers of some U.S. Government Securities held by the Fund may greatly exceed their current resources, including any legal right to support from the U.S. Treasury. It is possible that issuers of U.S. Government Securities will not have the funds to meet their payment obligations in the future.

PERFORMANCE

Because the Fund had not yet commenced investment operations as of the date of the Prospectus, there is no performance information quoted for the Fund. Once available, the Fund's performance information will be available at no cost at am.gs.com or by calling the appropriate phone number on the back cover of the Prospectus.

PORTFOLIO MANAGEMENT

Goldman Sachs Asset Management, L.P. is the investment adviser for the Fund (the "Investment Adviser" or "GSAM").

Portfolio Managers: Raj Garigipati, Managing Director, Oliver Bunn, Managing Director, and Sergio Calvo de Leon, Vice President, have managed the Fund since 2024.

BUYING AND SELLING FUND SHARES

Individual Shares of the Fund may only be purchased and sold in secondary market transactions through a broker or dealer at market price. Because Shares trade at market prices, rather than NAV, Shares of the Fund may trade at a price greater than NAV (i.e., a premium) or less than NAV (i.e., a discount).

You may incur costs attributable to the difference between the highest price a buyer is willing to pay for Shares (bid) and the lowest price a seller is willing to accept for Shares (ask) (the "bid-ask spread") when buying or selling Shares in the secondary market.

Recent information, including information about the Fund's NAV, market price, premiums and discounts, and bid-ask spreads (when available), is included on the Fund's website at am.gs.com.

TAX INFORMATION

For important tax information, please see "Tax Information" on page 28 of the Prospectus.

PAYMENTS TO BROKER-DEALERS AND OTHER FINANCIAL INTERMEDIARIES

For important information about financial intermediary compensation, please see "Payments to Broker-Dealers and Other Financial Intermediaries" on page 28 of the Prospectus.

Goldman Sachs U.S. Large Cap Buffer ETFs – Additional Summary Information

TAX INFORMATION

The Funds' distributions are taxable, and will be taxed as ordinary income or capital gains, unless you are investing through a tax-deferred arrangement, such as a 401(k) plan or an individual retirement account. Investments made through tax-deferred arrangements may become taxable upon withdrawal from such arrangements.

PAYMENTS TO BROKER-DEALERS AND OTHER FINANCIAL INTERMEDIARIES

If you purchase Shares of a Fund through a broker-dealer or other financial intermediary (such as a bank), GSAM or other related companies may pay the intermediary for the sale of Fund Shares or related services. These payments may create a conflict of interest by influencing the broker-dealer or other intermediary and your salesperson to recommend a Fund over another investment. Ask your salesperson or visit your financial intermediary's website for more information.

Investment Management Approach

INVESTMENT OBJECTIVES

Each Fund seeks to provide long-term capital appreciation. Each Fund's investment objective may be changed without shareholder approval upon 60 days' notice.

PRINCIPAL INVESTMENT STRATEGIES

Each Fund seeks to achieve a total return, for a specified Outcome Period (as described below), that corresponds generally, before fees and expenses, to the share price return of the SPDR[®] Portfolio S&P 500[®] ETF (SPLG) (the "Underlying ETF") or other ETFs that track the S&P 500[®] Index (the "Underlying ETF's Index") up to a "cap" while providing a downside "buffer" and "deep downside protection" against losses over the Outcome Period. Each Fund invests, under normal circumstances, at least 80% of its net assets plus any borrowings for investment purposes (measured at the time of purchase) ("Net Assets") in securities or other instruments that provide exposure to securities of large capitalization U.S. issuers or that provide for the "cap" on gains or the "buffer" or "deep downside protection" against the losses of securities of large capitalization U.S. issuers. For purposes of each Fund's 80% policy, large capitalization issuers are those within the range of capitalization of the Underlying ETF's Index. Shareholders will be provided with sixty days' notice in the manner prescribed by the SEC before any change in a Fund's policy to invest at least 80% of its Net Assets in the particular type of investment suggested by its name. Although the Funds seek to implement a targeted outcome strategy, there is no guarantee that the Funds will successfully achieve their investment objectives or any targeted outcomes. Due to the unique mechanics of the Funds' strategies, the return an investor can expect to receive from an investment in a Fund has characteristics that are distinct from many other investment vehicles.

The Funds' Outcome Periods* are the three-month periods:

- Goldman Sachs U.S. Large Cap Buffer 1 ETF — from January 1 to March 31, April 1 to June 30, July 1 to September 30, and October 1 to December 31;
- Goldman Sachs U.S. Large Cap Buffer 2 ETF — from February 1 to April 30, May 1 to July 31, August 1 to October 31, and November 1 to January 31; and
- Goldman Sachs U.S. Large Cap Buffer 3 ETF — from March 1 to May 31, June 1 to August 31, September 1 to November 30, and December 1 to February 28 or 29, as applicable.

*The start and end dates of an Outcome Period may be adjusted if they fall on a Saturday, Sunday or holiday.

The targeted outcomes sought by each Fund, which include the buffer, deep downside protection and cap discussed below, are based primarily upon the performance of the Underlying ETF over successive Outcome Periods.

- **Buffer:** Each Fund, and therefore its investors, will participate in Underlying ETF losses up to approximately 5% (the "Initial Loss") before the Buffer, as defined below, takes effect. After the Initial Loss has occurred, each Fund seeks to provide a downside buffer against approximately 10% of additional Underlying ETF losses (*i.e.*, Underlying ETF losses between 5% and 15%) over each Outcome Period, before the deduction of Fund fees and expenses (the "Buffer"). After deducting Fund fees and expenses, the Buffer is expected to be approximately 9.88% for each Outcome Period. The Buffer is set on or before the first day of an Outcome Period. If the losses of the Underlying ETF continue in excess of the Initial Loss and the Buffer, the Fund, and therefore its investors, will participate in additional losses up to the Deep Downside Protection, as defined below. **There is no guarantee the Funds will successfully buffer against losses of the Underlying ETF.** The Buffer is designed to have its full effect only for investors who hold Fund shares for an entire Outcome Period. The Buffer is discussed in further detail below.
- **Deep Downside Protection:** Each Fund seeks to provide deep downside protection for extreme market conditions where Underlying ETF losses are in excess of the set deep downside protection amount over an Outcome Period (the "Deep Downside Protection"). The Deep Downside Protection is set on or before the first day of an Outcome Period and may increase or decrease from one Outcome Period to the next, reflecting changes in market volatility, among other factors. The level of protection will generally be lower in more volatile market conditions and higher in quieter markets. **There is no guarantee the Funds will successfully provide downside protection against losses of the Underlying ETF in excess of the Deep Downside Protection.** The Deep Downside Protection is designed to have its full effect only for investors who hold Fund shares for an entire Outcome Period. The Deep Downside Protection is discussed in further detail below.
- **Cap:** Each Fund's performance is subject to an upside return limit – or "cap" – that represents the maximum upside percentage return a Fund can achieve for the duration of the Outcome Period (the "Cap"). The Cap is set on or before the first day of an Outcome Period based on the cost of providing the Buffer and the Deep Downside Protection and may increase or decrease from one Outcome Period to the next.

If the value of the Underlying ETF increases over an Outcome Period but its return remains below the Cap, each Fund seeks to provide investment returns that are similar to the performance of the Underlying ETF, before Fund fees and expenses. If the value of the Underlying ETF increases in excess of the Cap, each Fund will participate in the performance up to the Cap but not in further gains beyond the Cap. The Cap is expected to change from one Outcome Period to the next. The Cap is discussed in further detail below.

The Buffer, Deep Downside Protection and Cap are calculated prior to taking into account the fees and expenses reflected in a Fund's "Annual Fund Operating Expenses" Table (included above) annualized over each Outcome Period. Accordingly, the maximum performance of a Fund over an Outcome Period is expected to be lower than the Cap by the amount of Fund fees and expenses. Similarly, the performance of a Fund over an Outcome Period will be reduced by Fund fees and expenses in addition to the Initial Loss and losses in excess of the Buffer up to the Deep Downside Protection.

The Fund's returns will be further reduced by any brokerage commissions, trading fees, taxes and non-routine or extraordinary expenses incurred by a Fund. The Funds' website (<http://www.gsamfunds.com/ETFs>) provides important information about each Fund on a daily basis, including information about the Buffer, the Deep Downside Protection and the Cap for the then-current Outcome Period, the then-current Outcome Period start and end dates, and information relating to the remaining potential outcomes of an investment in the Fund. **Investors considering an investment in a Fund must visit the website for the latest information.**

In order to obtain economic exposure to the Underlying ETF and to implement the Buffer, Deep Downside Protection and Cap, each Fund may buy or sell FLEXible EXchange[®] Options ("FLEX Options") or over-the-counter ("OTC") or listed call and put options that reference the Underlying ETF or the Underlying ETF's Index (together with FLEX Options, the "Options"), as well as shares of the Underlying ETF. FLEX Options are customized exchange-traded option contracts available through the Chicago Board Options Exchange. Through FLEX Options, a Fund could customize key contract terms such as exercise prices and expiration dates. The Fund may purchase call FLEX Options with a very low strike price relative to the price of the Underlying ETF to seek to obtain 1 to 1 long economic exposure to the Underlying ETF. The Fund may also obtain economic exposure to the Underlying ETF by purchasing one or more of the following: ETFs, futures, swaps or equity securities. The Fund may also invest in U.S. Treasuries, money market funds or other cash equivalents. The prospectuses and other reports of the Underlying ETFs are available on the Securities and Exchange Commission's website at www.sec.gov.

Each Fund will purchase and sell call and put Options to seek to achieve targeted outcomes within the Fund's portfolio. One Option position is designed to buffer a Fund from losses in excess of the Initial Loss up to the Buffer over an Outcome Period, another position is used to limit downside losses beyond the Deep Downside Protection over an Outcome Period, while a third position is designed to provide the Cap for that Outcome Period.

The first Option position is designed to buffer a Fund from losses in excess of the Initial Loss up to the Buffer if the Underlying ETF experiences a loss in this range at the end of an Outcome Period. A Fund will generally create this Option position by buying an out-of-the-money put Option and selling a second out-of-the money put Option with a lower strike price (a "put spread"). The put spread produces the Buffer. **There is no guarantee that the Funds will be successful in their attempts to buffer against losses of the Underlying ETF and an investor may lose their entire investment.** The Buffer is operative only after the Initial Loss and will provide downside protection only against the next approximately 10% of Underlying ETF losses at the end of an Outcome Period.

The second Option position provides Deep Downside Protection for Underlying ETF losses in extreme market conditions where Underlying ETF losses are in excess of the set Deep Downside Protection for that Outcome Period. A Fund will generally create this Option position by buying a deep out-of-the-money put Option. The level of protection targeted by the Deep Downside Protection is determined by using a targeted delta, which is a measure of the fluctuation of the price of the option relative to the fluctuation of the price of the underlying security. **There is no guarantee the Funds will successfully provide downside protection against losses of the Underlying ETF in excess of the Deep Downside Protection and an investor may lose their entire investment.** The Deep Downside Protection is generally expected to protect losses beyond 20% to 30% for a given Outcome Period, but will vary with market conditions at the start of each Outcome Period.

If the Underlying ETF has decreased in value by more than the Initial Loss plus the Buffer at the end of an Outcome Period, a Fund, and therefore its investors, will participate in those losses up to the Deep Downside Protection. **If an investor purchases shares of the Fund after the commencement of an Outcome Period, and a Fund has already decreased in value during that Outcome Period, that investor may not fully benefit from the Buffer or the Deep Downside Protection for the remainder of the Outcome Period. Conversely, after the commencement of the Outcome Period, if a Fund has already increased in value since the start of the Outcome Period, then a shareholder investing at that time may experience losses prior to gaining the protection offered by the Buffer and the Deep Downside Protection. Furthermore, because the Buffer and the Deep Downside Protection are designed to be in effect only at the end of an Outcome Period, an investor who sells Fund shares before the end of an Outcome Period may not experience the full effect of the Buffer and Deep Downside Protection.**

The third Option position is designed to produce the Cap. Unlike other investment products, the potential returns an investor can receive from an investment in a Fund are subject to an upside return Cap. A Fund will generally create the Cap by selling at-the-money and/or out-of-the-money call Options. **This means that if the value of the Underlying ETF increases over an Outcome Period beyond the level of the Cap, a Fund will not participate in those excess gains. Therefore, regardless of the performance of the Underlying ETF, the Cap, before Fund fees and expenses, is the maximum return an investor can achieve from an investment in a Fund over an Outcome Period. In the event an investor purchases shares of a Fund after the commencement of an Outcome Period and the Fund has risen in value to a level near the Cap for that Outcome Period, there will likely be little or no ability for that investor to experience investment gains for the remainder of that Outcome Period.**

The Cap is based on the strike prices of the Options that a Fund has bought and sold over an Outcome Period. The Cap is set on or before the first day of an Outcome Period based on the cost of providing the Buffer and Deep Downside Protection. **The Cap may increase or decrease from one Outcome Period to the next.**

As the Options mature at the end of a three-month Outcome Period, the Fund will enter into a new set of Option positions, which may increase or decrease the Cap for the subsequent three-month Outcome Period. The Funds are continuous investment vehicles. Each Fund does not terminate and distribute its assets at the conclusion of each Outcome Period.

On or about the commencement of an Outcome Period, each Fund will supplement this Prospectus and publish on its website the Fund's final Buffer, Deep Downside Protection and Cap for the next Outcome Period.

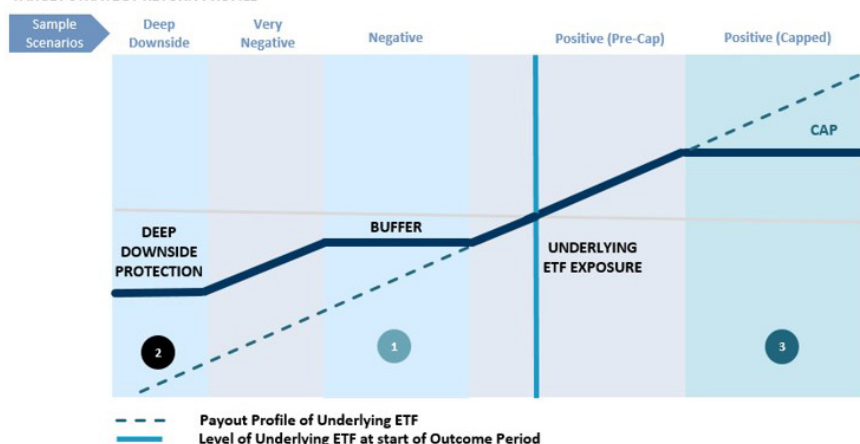
Investors considering an investment in a Fund must visit the website for the latest information.

The outcomes sought by each Fund are based upon each Fund's net asset value ("NAV") on the business day immediately prior to the first day of its Outcome Period. Each Option's value is ultimately derived from the performance of the Underlying ETF during an Outcome Period. **To achieve the desired outcomes for an Outcome Period, an investor must hold Fund shares for the entire three-month Outcome Period. An investor that purchases shares of the Fund after the commencement of an Outcome Period will likely experience investment outcomes very different from those sought by a Fund over its entire Outcome Period. Conversely, an investor that sells shares of the Fund prior to the end of an Outcome Period will likely also experience investment outcomes very different from those sought by a Fund. There is no guarantee that the Funds will be successful in their attempts to provide the targeted outcomes. Targeted outcomes are based on NAV but individual shares of a Fund can only be purchased and sold in secondary market transactions at market price.**

Illustrations: Potential Scenarios (Before Fund Fee and Expense Deductions)

The following charts and table illustrate the hypothetical returns that each Fund seeks to provide where an investor purchases shares of a Fund by the first day of an Outcome Period and holds those shares for its entire Outcome Period. The returns shown in the chart and table are based on a hypothetical Buffer, Deep Downside Protection and Cap and hypothetical performance of the Underlying ETF in certain illustrative scenarios. **The returns do not take into account the deduction of Fund fees and expenses (including brokerage commissions, trading fees, taxes and non-routine or extraordinary expenses). If they did, the returns shown for each Fund would be lower. There is no guarantee that the Funds will be successful in their attempts to achieve their investment objectives or provide any targeted outcome.**

TARGET STRATEGY RETURN PROFILE



EQUITY MARKET PARTICIPATION

- Underlying ETF exposure based on call options, ETFs, futures, swaps, or equity portfolio

1 BUFFER

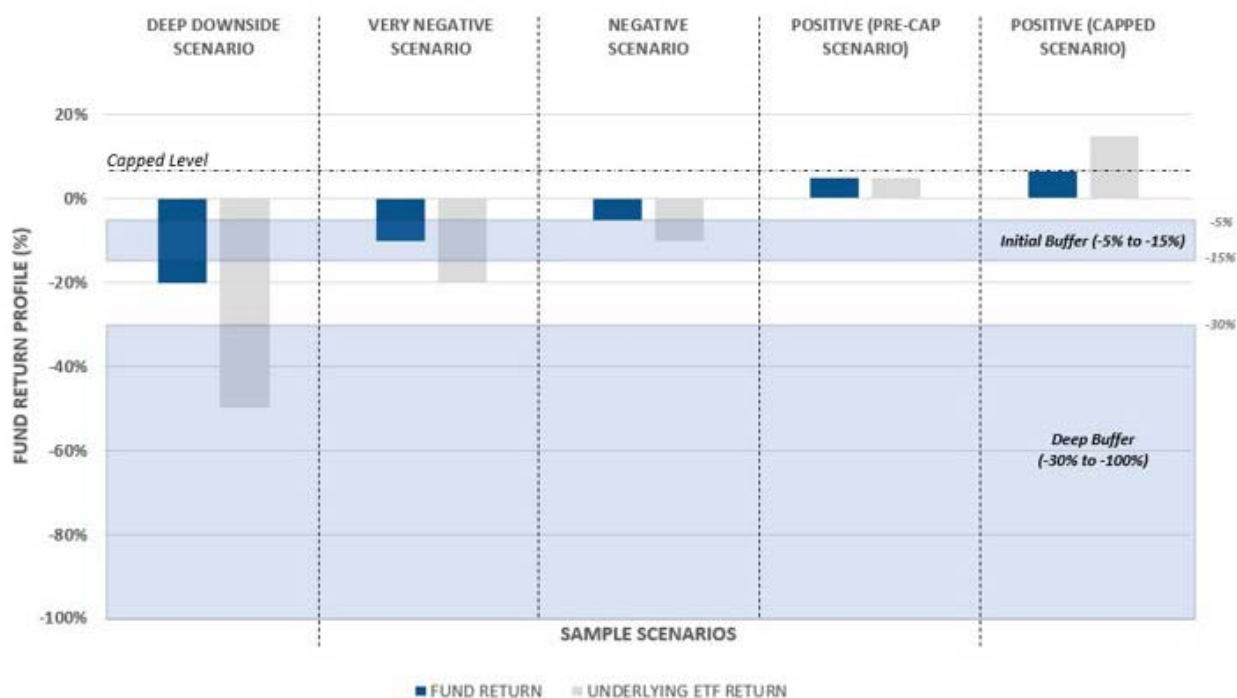
- Buy a 3-month 5% OTM put option and sell a 3-month 15% OTM put option, to collect premium while providing a buffer for investors to pare losses from the Underlying ETF

2 DEEP DOWNSIDE PROTECTION

- Buy a 3-month deep OTM put option to extreme market events

3 CAP

- Sell a 3-month OTM call option to collect premium, financing all or part of the options structure by setting an upside cap on returns



The below table is an example of hypothetical fund returns compared with Underlying ETF returns. In this example, the Cap is set to 6.5%, the Initial Loss is 5%, the Buffer is 10% and the Deep Downside Protection begins at 30%.

	DEEP DOWNSIDE SCENARIO	VERY NEGATIVE SCENARIO	NEGATIVE SCENARIO	POSITIVE (PRE-CAP) SCENARIO	POSITIVE (CAPPED) SCENARIO
FUND RETURN	-20%	-10%	-5%	5%	6.50%
UNDERLYING ETF RETURN	-50%	-20%	-10%	5%	15%

The above charts and table are not intended to predict or project the performance of the Options, the Underlying ETF or a Fund. The actual performance of the Underlying ETF may be lower than the hypothetical performance shown in the above table. Investors should not take this information as an assurance of the expected performance of the Options, the Underlying ETF or the Funds. Please refer to the Funds' website, which provides the latest information on a daily basis throughout the Outcome Period. Please contact your financial intermediary for more information.

Each Fund may invest in one or more underlying funds (including ETFs) that seek to track the Underlying ETF's Index and one or more money market funds, including ETFs and money market funds for which GSAM or an affiliate now or in the future acts as investment adviser or principal underwriter. Each Fund intends to also invest directly in fixed income securities (bonds) and equity securities (stocks). These investments may be publicly traded, privately issued, or negotiated. The percentage of each Fund invested in equity and fixed income securities will vary from time to time as the Investment Adviser evaluates such securities' relative attractiveness and determines the optimal option structure for each Fund's Outcome Period. Each Fund's investments in equity securities will be primarily in common stocks of companies held by the Underlying ETF, and the portfolio of equity securities is expected to have a risk/return profile similar to that of the Underlying ETF. Each Fund may invest without restriction as to issuer capitalization, country, currency, maturity or credit rating.

In addition to the Options, each Fund may invest in other derivatives, total return swaps and futures, each of which can be used for hedging purposes, total return and equity market exposure. Each Fund may also utilize various interest rate-related derivatives, including futures and swaps, to manage the duration of its fixed income positions.

Each Fund also may hold cash or invest in cash equivalents in order to collateralize its derivatives positions. Certain underlying funds may invest in derivatives for both hedging purposes and to seek to increase total return.

The Investment Adviser measures each Fund's performance against the S&P 500 Total Return Index (Net, USD, Unhedged).

Each Fund is an actively managed ETF, which is a fund that trades like other publicly-traded securities. The Funds are not index funds and do not seek to replicate the performance of a specified index.

THE FUNDS ARE NON-DIVERSIFIED UNDER THE INVESTMENT COMPANY ACT OF 1940, AS AMENDED ("INVESTMENT COMPANY ACT"), AND MAY INVEST A LARGER PERCENTAGE OF THEIR ASSETS IN ONE OR MORE ISSUERS OR IN FEWER ISSUERS THAN DIVERSIFIED FUNDS.

The Funds may, from time to time, take temporary defensive positions that are inconsistent with the Funds' principal investment strategy in attempting to respond to adverse market, political or other conditions. For temporary defensive purposes, each Fund may invest up to 100% of its total assets in securities issued or guaranteed by the U.S. government, its agencies, instrumentalities or sponsored enterprises ("U.S. Government Securities"); commercial paper rated at least A-2 by S&P Global Ratings ("Standard & Poor's"), P-2 by Moody's Investors Service, Inc. ("Moody's"), or having a comparable credit rating from another nationally recognized statistical rating organization ("NRSRO") (or if unrated, determined by the Investment Adviser to be of comparable quality); certificates of deposit, bankers' acceptances, repurchase agreements, non-convertible preferred stocks and non-convertible corporate bonds with a remaining maturity of less than one year; ETFs and other investment companies and cash items. **When a Fund's assets are invested in such instruments, the Fund may not be achieving its investment objective.**

GSAM Quantitative Investment Strategy Team's Approach

The Investment Adviser will generally use proprietary quantitative techniques in constructing a Fund's investment strategy and seeking to achieve its targeted outcomes. From time to time the Investment Adviser may, in its discretion, also utilize a qualitative overlay. As part of the qualitative overlay, a Fund may make investment decisions that are different from those generated by the Investment Adviser's proprietary models, at the discretion of the Investment Adviser for a number of reasons including, but not limited to, corporate actions (e.g., reorganizations, mergers and buyouts), industry events and/or trading liquidity. As a result of the qualitative overlay, a Fund's investments may not correspond to those generated by the Investment Adviser's proprietary models. In addition, the Investment Adviser may, in its discretion, make changes to its quantitative techniques, or use other quantitative techniques that are based on the Investment Adviser's proprietary research.

References in the Prospectus to a Fund's benchmark are for informational purposes only, and unless otherwise noted are not an indication of how the Fund is managed.

OTHER INVESTMENT PRACTICES AND SECURITIES

Although each Fund's principal investment strategies are described in the Fund's Summary—Principal Strategy section of the Prospectus, the following tables identify some of the investment techniques that may (but are not required to) be used by each Fund in seeking to achieve its investment objective. Numbers in these tables show allowable usage only; for actual usage, consult each Fund's Form N-CSR (when available). For more information about these and other investment practices and securities, see Appendix A.

On each business day, before commencement of trading in Fund Shares on the Exchange, each Fund will disclose on its website (<http://www.gsamfunds.com>) the identities and quantities of the portfolio securities and other assets held by the Fund that will form the basis for the Fund's calculation of NAV at the end of the business day. In addition, a description of each Fund's policies and procedures with respect to the disclosure of the Fund's portfolio holdings is available in the Funds' Statement of Additional Information ("SAI").

- ¹⁰ Percent of total assets (including securities lending collateral) (italic type)
- ¹⁰ Percent of net assets (excluding borrowings for investment purposes) (roman type)
- No specific percentage limitation on usage; limited only by the objectives and strategies of the Fund

	U.S. Large Cap Buffer 1 ETF	U.S. Large Cap Buffer 2 ETF	U.S. Large Cap Buffer 3 ETF
Investment Practices			
Borrowings	33 ¹ / ₃	33 ¹ / ₃	33 ¹ / ₃
Credit, Currency, Equity, Index, Interest Rate and Total Return Swaps and Options on Swaps	•	•	•
Custodial Receipts and Trust Certificates	•	•	•
Futures Contracts and Options and Swaps on Futures Contracts	•	•	•
Illiquid Investments*	15	15	15
Investment Company Securities (including ETFs)**	10	10	10
Options	•	•	•
Options on Futures	•	•	•
Options on Securities and Securities Indexes ¹	•	•	•
Preferred Stock, Warrants and Stock Purchase Rights	•	•	•
Repurchase Agreements	•	•	•
Reverse Repurchase Agreements (for investment purposes)	•	•	•
Securities Lending	33 ¹ / ₃	33 ¹ / ₃	33 ¹ / ₃
Warrants and Stock Purchase Rights	•	•	•
When-Issued Securities and Forward Commitments	•	•	•

* Illiquid investments are any investments that a Fund reasonably expects cannot be sold or disposed of in current market conditions in seven calendar days or less without the sale or disposition significantly changing the market value of the investment.

** This percentage limitation does not apply to the Fund's investments in investment companies (including ETFs) where a higher percentage limitation is permitted under the Investment Company Act or rules, regulations or exemptive relief thereunder.

¹ The Fund may purchase and sell call and put options on securities and other instruments in which the Fund may invest or any index consisting of securities or other instruments in which the Fund invests.

10 Percent of total assets (italic type)
10 Percent of net assets (including borrowings for investment purposes) (roman type)
• No specific percentage limitation on usage; limited only by the objectives and strategies of the Fund
— Not permitted

	U.S. Large Cap Buffer 1 ETF	U.S. Large Cap Buffer 2 ETF	U.S. Large Cap Buffer 3 ETF
Investment Securities			
Bank Obligations	•	•	•
Equity Investments	•	•	•
Fixed Income Securities	•	•	•
Structured Securities	•	•	•
Temporary Investments	•	•	•
U.S. Government Securities	•	•	•
Credit Default Index Swaps	•	•	•
FLEX Options	•	•	•

Risks of the Funds

Loss of money is a risk of investing in the Fund (which, for the remainder of the Prospectus, refers to one or more of the Funds offered in this Prospectus). An investment in the Fund is not a bank deposit and is not insured or guaranteed by the FDIC or any other governmental agency. The principal risks of the Fund are discussed in the Summary sections of the Prospectus. The following section provides additional information on the risks that apply to the Fund, which may result in a loss of your investment. The risks applicable to the Fund are presented below in alphabetical order, and not in the order of importance or potential exposure. The Fund should not be relied upon as a complete investment program. There can be no assurance that the Fund will achieve its investment objective.

The investment program of the Fund entails substantial risks and includes alternative investment techniques not employed by traditional investment products. The Fund's investment techniques (if they do not perform as designed) may increase the volatility of performance and the risk of investment loss, including the loss of the entire amount that is invested, and there can be no assurance that the investment objective of the Fund will be achieved. Moreover, certain investment techniques which the Fund may employ can substantially increase the risk of investment loss. There is no assurance that the investment processes of the Fund will be successful, that the techniques utilized therein will be implemented successfully or that they are adequate for their intended uses, or that the discretionary element of the investment processes of the Fund will be exercised in a manner that is successful or that is not adverse to the Fund.

The investment objective and policies of the Fund are similar to other funds advised by the adviser or its affiliates. However, the investment results of the Fund may be higher or lower than, and there is no guarantee that the investment results of the Fund will be comparable to, any other of these funds. A new fund or a fund with fewer assets under management may be more significantly affected by purchases and redemptions of its Creation Units than a fund with relatively greater assets under management would be affected by purchases and redemptions of its shares. As compared to a larger fund, a new or smaller fund is more likely to sell a comparatively large portion of its portfolio to meet significant Creation Unit redemptions, or invest a comparatively large amount of cash to facilitate Creation Unit purchases, in each case when the fund otherwise would not seek to do so. Such transactions may cause funds to make investment decisions at inopportune times or prices or miss attractive investment opportunities. Such transactions may also accelerate the realization of taxable income if sales of securities resulted in gains and the fund redeems Creation Units for cash, or otherwise cause a fund to perform differently than intended. While such risks may apply to funds of any size, such risks are heightened in funds with fewer assets under management. In addition, new funds may not be able to fully implement their investment strategy immediately upon commencing investment operations, which could reduce investment performance.

The Fund is an actively managed ETF, which is a fund that trades like other publicly-traded securities. The Fund is not an index fund and does not seek to replicate the performance of a specified index.

<div> <div>✓</div> Principal Risk </div> <div> <div>•</div> Additional Risk </div>	U.S. Large Cap Buffer 1 ETF	U.S. Large Cap Buffer 2 ETF	U.S. Large Cap Buffer 3 ETF
Absence of Active Market Risk	•	•	•
Absence of Regulation Risk	✓	✓	✓
Authorized Participant Concentration Risk	•	•	•
Buffered Loss Risk	✓	✓	✓
Capped Upside Return Risk	✓	✓	✓
Cash Transactions Risk	✓	✓	✓
Counterparty Risk	✓	✓	✓
Credit/Default Risk	•	•	•
Cybersecurity Risk	•	•	•
Deep Downside Protection Risk	✓	✓	✓
Derivatives Risk	✓	✓	✓
FLEX Options Risk	✓	✓	✓
Interest Rate Risk	•	•	•
Investment Objectives and Outcome Risk	✓	✓	✓
Large Shareholder Risk	✓	✓	✓
Leverage Risk	✓	✓	✓
Liquidity Risk	✓	✓	✓
Management Risk	✓	✓	✓
Market Risk	✓	✓	✓
Market Trading Risk	✓	✓	✓
Non-Diversification Risk	✓	✓	✓
Option Writing Risk	✓	✓	✓
Other Investment Companies Risk	✓	✓	✓
Outcome Period Risk	✓	✓	✓
Secondary Listing Risk	•	•	•
Sector Risk	✓	✓	✓
Seed Investor Risk	✓	✓	✓
Stock Risk	✓	✓	✓
Swaps Risk	✓	✓	✓
Tracking Error Risk	✓	✓	✓
Trading Issues Risk	•	•	•
Underlying ETF Risk	✓	✓	✓
U.S. Government Securities Risk	✓	✓	✓

■ **Absence of Active Market Risk**—There can be no assurance that active trading markets for the Shares will develop or be maintained by market makers or authorized participants, and there are no obligations of market makers to make a market in the Fund’s Shares or of authorized participants to submit purchase or redemption orders for Creation Units. The distributor does not maintain a secondary market in the Shares.

Although market makers will generally take advantage of differences between the NAV and the trading price of Fund Shares through arbitrage opportunities, there is no guarantee that they will do so. Decisions by market makers or authorized participants to reduce their role or “step away” from market making or creation/redemption activities in times of market stress could inhibit the effectiveness of the arbitrage process in maintaining the relationship between the underlying value of the Fund’s portfolio securities and the Fund’s market price. This reduced effectiveness could result in Shares trading at a discount to NAV and also in greater than normal intraday bid/ask spreads for Shares. Market makers and authorized participants may be less willing to create or redeem Fund Shares if there is a lack of an active market for the Shares or its underlying investments, which may also contribute to the Fund’s Shares trading at a premium or discount to NAV.

■ **Absence of Regulation Risk** —The Fund engages in over-the-counter (“OTC”) transactions, which trade in a dealer network, rather than on an exchange. In general, there is less governmental regulation and supervision of transactions in the OTC markets (in which option contracts and certain options on swaps are generally traded) than of transactions entered into on organized exchanges.

■ **Authorized Participant Concentration Risk**—Only an authorized participant may engage in creation or redemption transactions directly with the Fund, and the Fund may have a limited number of financial institutions that act as authorized participants. None of those authorized participants is obligated to engage in creation and/or redemption transactions. To the extent that those authorized

participants exit the business or are unable to or choose not to process creation and/or redemption orders, and no other authorized participant is able to step forward to create and redeem Shares, there may be a significantly diminished trading market for Shares. As a result, Shares may trade at a discount (or premium) to NAV and possibly face trading halts and/or de-listing.

- **Buffered Loss Risk**—There can be no guarantee that the Fund will be successful in its strategy to provide buffered protection against losses if the value of the Underlying ETF decreases over an Outcome Period in excess of the Initial Loss. A shareholder may lose their entire investment. The Fund's strategy seeks to deliver returns that match the Underlying ETF (up to the Cap before Fund fees and expenses), while limiting downside losses, if shares are bought on the day on which the Fund enters into the Options and held until those Options expire at the end of the Outcome Period. In the event an investor purchases shares after the date on which the Options were entered into or sells shares prior to the expiration of the Options, the Buffer that the Fund seeks to provide may not be fully available. The Fund does not provide principal protection and an investor may experience significant losses on their investment, including the loss of their entire investment. **The Buffer is not guaranteed and may not be achieved. Please refer to the Fund's website, which provides the latest information on a daily basis throughout the Outcome Period.**
- **Capped Upside Return Risk**—The Fund's strategy seeks to provide returns only up to the Cap over an Outcome Period before Fund fees and expenses. In the event that the value of the Underlying ETF increases in excess of the Cap during an Outcome Period, the Fund will not participate in those gains beyond the Cap. In the event an investor purchases shares after the commencement of an Outcome Period and the Fund has risen in value to a level near the Cap for that Outcome Period, there will likely be little or no ability for that investor to experience investment gains for the remainder of that Outcome Period. A new Cap is established on or before the first day of each Outcome Period and is dependent on prevailing market conditions. Accordingly, the Cap may increase or decrease from one Outcome Period to the next. The Cap is based on the market costs associated with a series of Options (or other derivatives) that are purchased and sold in order to seek to obtain the relevant market exposure, the Buffer and Deep Downside Protection. The market conditions and other factors that influence the Cap can include, but are not limited to, interest rate levels, the volatility of the Underlying ETF, and relationship of put and calls on the underlying Options. Depending on those factors, it is possible that the Cap will limit the Fund's return during an Outcome Period to a level substantially less than an investor might expect from another comparable equity product that does not employ a Cap, the Buffer and Deep Downside Protection. **Please refer to the Fund's website, which provides the latest information on a daily basis throughout the Outcome Period.**
- **Cash Transactions Risk**—Unlike certain ETFs, the Fund expects to effect its redemptions primarily for cash, rather than primarily for in-kind securities. As a result, an investment in the Fund may be less tax-efficient than an investment in a more conventional ETF. Other ETFs generally are able to make in-kind redemptions and avoid realizing gains in connection with transactions designed to raise cash to meet redemption requests. Because the Fund currently intends to effect all or a portion of redemptions, as applicable, for cash, rather than in-kind distributions, it may be required to sell portfolio securities in order to obtain the cash needed to distribute redemption proceeds, which involves transaction costs. If the Fund recognizes gain on these sales, this generally will cause the Fund to recognize gain it might not otherwise have recognized if it were to distribute portfolio securities in-kind, or to recognize such gain sooner than would otherwise be required. The Fund generally intends to distribute these gains to shareholders to avoid being taxed on this gain at the Fund level and otherwise comply with the special tax rules that apply to it. This strategy may cause shareholders to be subject to tax on gains they would not otherwise be subject to, or at an earlier date than, if they had made an investment in a different ETF.
- **Counterparty Risk**—Many of the protections afforded to cleared transactions, such as the security afforded by transacting through a clearing house, might not be available in connection with certain OTC transactions. Therefore, in those instances in which the Fund enters into certain OTC transactions, the Fund will be subject to the risk that its direct counterparty will not perform its obligations under the transactions and that the Fund will sustain losses. However, recent regulatory developments require margin on certain uncleared OTC transactions which may reduce, but not eliminate, this risk.
- **Credit/Default Risk**—An issuer or guarantor of fixed income securities or instruments held by the Fund (which may have low credit ratings) may default on its obligation to pay interest and repay principal or default on any other obligation. The credit quality of the Fund's portfolio securities or instruments may meet the Fund's credit quality requirements at the time of purchase but then deteriorate thereafter, and such a deterioration can occur rapidly. In certain instances, the downgrading or default of a single holding or guarantor of the Fund's holdings may impair the Fund's liquidity and have the potential to cause significant NAV deterioration. These risks are heightened in market environments where interest rates are rising as well as in connection with the Fund's investments in non-investment grade fixed income securities.
- **Cybersecurity Risk**—The Fund may be susceptible to operational and information security risks resulting from cyber-attacks. Cyber-attacks include, among others, stealing or corrupting confidential information and other data that is maintained online or digitally for financial gain, denial-of-service attacks on websites causing operational disruption, and the unauthorized release of confidential information and other data. Cyber-attacks have the ability to cause significant disruptions and impact business operations; to result in financial losses; to prevent shareholders from transacting business; to interfere with the Fund's calculation of

NAV; and to lead to violations of applicable privacy and other laws, regulatory fines, penalties, reputational damage, reimbursement or other compensation costs and/or additional compliance costs. Cyber-attacks affecting the Fund or its Investment Adviser, custodian, Transfer Agent, or other third-party service providers may adversely impact the Fund and its shareholders.

- **Deep Downside Protection Risk**—There can be no guarantee that the Fund will be successful in its strategy to provide Deep Downside Protection against losses if the value of the Underlying ETF decreases over an Outcome Period. In the event an investor purchases shares after the commencement of the Outcome Period or sells shares prior to the end of the Outcome Period, the investor may not experience the full effect of the Deep Downside Protection that the Fund seeks to provide. The Fund does not provide principal protection and an investor may experience significant losses on their investment, including the loss of their entire investment despite the Deep Downside Protection. **The Deep Downside Protection is not guaranteed and may not be achieved. Please refer to the Fund’s website, which provides the latest information on a daily basis throughout the Outcome Period.**

- **Derivatives Risk**—The Fund’s use of options (including FLEX Options), futures, credit default swaps, total return swaps, and other derivative and similar instruments (collectively, referred to in this paragraph as “derivatives”) may result in losses, including due to adverse market movements. Derivatives, which may pose risks in addition to and greater than those associated with investing directly in securities, currencies or other assets and instruments, may increase market exposure and be illiquid or less liquid, volatile, difficult to price and leveraged so that small changes in the value of the underlying assets or instruments may produce disproportionate losses to the Fund. Certain derivatives are also subject to counterparty risk, which is the risk that the other party in the transaction will not fulfill, or lacks the capacity or authority to fulfill, its contractual obligations, liquidity risk, which includes the risk that the Fund will not be able to close its derivatives positions when it is advantageous to do so, and risks arising from margin requirements, which include the risk that the Fund will be required to pay additional margin or set aside additional collateral to maintain open derivative positions.

Derivatives may be used for both hedging and non-hedging purposes. The use of derivatives is a highly specialized activity that involves investment techniques and risks different from those associated with investments in more traditional securities and instruments, and there is no guarantee that the use of derivatives will achieve their intended result. If the Investment Adviser is incorrect in its expectation of the timing or level of fluctuation in securities prices, interest rates, currency prices or other variables, the use of derivatives could result in losses, which in some cases may be significant. A lack of correlation between changes in the value of derivatives and the value of the portfolio assets (if any) being hedged could also result in losses. In addition, there is a risk that the performance of the derivatives or other instruments used by the Investment Adviser to replicate the performance of a particular asset class may not accurately track the performance of that asset class.

The use of derivatives is also subject to operational and legal risks. Operational risks generally refer to risks related to potential operational issues, including documentation issues, settlement issues, system failures, inadequate controls, and human error. Legal risks generally refer to risks of loss resulting from insufficient documentation or legality or enforceability of a contract.

- **FLEX Options Risk**—The Fund utilizes FLEX Options guaranteed for settlement by the OCC, and bears the risk that the OCC will be unable or unwilling to perform its obligations under the FLEX Options contracts, which is a form of counterparty risk. As a result, the ability of the Fund to meet its objective depends on the OCC being able to meet its obligations. In the unlikely event that the OCC becomes insolvent or is otherwise unable to meet its settlement obligations, the Fund could suffer significant losses. Additionally, FLEX Options may be less liquid than certain other securities, such as standardized options. In a less liquid market, the Fund may have difficulty closing out certain FLEX Options positions at desired times and prices. Terminating the FLEX Options in a less liquid market may require the payment of a premium or acceptance of a discounted price and may take longer to complete. Additionally, in such a market, the liquidation of a large number of options may significantly impact the price. The Fund may experience substantial downside from certain FLEX Option positions, and FLEX Option positions may expire worthless.

The value of the FLEX Options will be affected by, among others, changes in the value of the Underlying ETF, changes in interest rates, changes in the actual and implied volatility of the Underlying ETF and the remaining time until the FLEX Options expire. During periods of reduced market liquidity or in the absence of readily available market quotations, or when there is reduced availability of reliable objective pricing data for the FLEX Options, the ability of the Fund to value the FLEX Options may become more difficult. The value of the FLEX Options does not increase or decrease at the same rate as the level of the Underlying ETF (although they generally move in the same direction). Prior to the expiration date, the value of the FLEX Options will be determined based upon the Fund’s valuation policy. Because a component of the FLEX Option’s value will be affected by, among other things, changes in the value of the Underlying ETF, changes in interest rates, changes in the actual and implied volatility of the Underlying ETF and the remaining time until the FLEX Options expire, the value of the Fund’s FLEX Options positions is not anticipated to increase or decrease at the same rate as the Underlying ETF, and it is possible they may move in different directions. As a result, the Fund’s NAV may not increase or decrease at the same rate as the Underlying ETF. Similarly, the components of the option’s value are anticipated to impact the effect of the Buffer and Deep Downside Protection on the Fund’s NAV, which may not be in full effect prior to the end of the Outcome Period. The Fund’s strategy is designed to produce the outcomes upon the expiration of the FLEX Options on the last business day of the Outcome Period, and it should not be expected that the outcomes will be provided at any point other than the end of the Outcome Period.

- **Interest Rate Risk**—When interest rates increase, fixed income securities or instruments held by the Fund (which may include inflation protected securities) will generally decline in value. Long-term fixed income securities or instruments will normally have more price volatility because of this risk than short-term fixed income securities or instruments. A wide variety of market factors can cause interest rates to rise, including central bank monetary policy, rising inflation and changes in general economic conditions. Changing interest rates may have unpredictable effects on the markets, may result in heightened market volatility and may detract from Fund performance to the extent the Fund is exposed to such interest rates and/or volatility. In addition, changes in monetary policy may exacerbate the risks associated with changing interest rates. Funds with longer average portfolio durations will generally be more sensitive to changes in interest rates than funds with a shorter average portfolio duration. Fluctuations in interest rates may also affect the liquidity of fixed income securities and instruments held by the Fund.

It is difficult to predict the magnitude, timing or direction of interest rate changes and the impact these changes will have on the markets in which the Fund invests.

- **Investment Objective and Outcomes Risk**—There is no guarantee that the Fund will be successful in its attempt to achieve its investment objective and/or its strategy to provide buffered protection against losses. An investor could lose some or all of their investment in the Fund. Certain circumstances under which the Fund might not achieve its objective and/or its strategy to provide buffered protection against losses include, but are not limited to: (i) if the Fund disposes of FLEX Options; (ii) if the Fund is unable to maintain the proportional relationship based on the number of FLEX Options in the Fund's portfolio; (iii) significant accrual of Fund expenses in connection with effecting the Fund's investment strategy; (iv) losses resulting from the investment strategy; or (v) adverse tax law changes affecting the treatment of FLEX Options.
- **Large Shareholder Risk**—Certain large shareholders, including other funds advised by the Investment Adviser, may from time to time own a substantial amount of the Fund's Shares. In addition, a third party investor, the Investment Adviser or an affiliate of the Investment Adviser, an authorized participant, a lead market maker, or another entity (*i.e.*, a seed investor) may invest in the Fund and hold its investment solely to facilitate commencement of the Fund or to facilitate the Fund's achieving a specified size or scale. Any such investment may be held for a limited period of time. There can be no assurance that any large shareholder would not redeem its investment. Dispositions of a large number of Shares by these shareholders, which may occur rapidly or unexpectedly, may adversely affect the Fund's liquidity and net assets to the extent such transactions are executed directly with the Fund in the form of redemptions through an authorized participant, rather than executed in the secondary market. To the extent effected in cash, these redemptions may also force the Fund to sell portfolio securities when it might not otherwise do so, which may negatively impact the Fund's NAV and increase the Fund's brokerage costs. Such cash redemptions may also accelerate the realization of taxable income to shareholders, which could make investments in Shares less tax-efficient than an investment in an ETF that is able to effect redemptions in-kind. Similarly, large Fund share purchases through an authorized participant may adversely affect the performance of the Fund to the extent that the Fund is delayed in investing new cash or otherwise maintains a larger cash position than it ordinarily would. To the extent these large shareholders transact in Shares on the secondary market, such transactions may account for a large percentage of the trading volume on the Exchange and may, therefore, have a material upward or downward effect on the market price of the Shares.
- **Leverage Risk**—Leverage creates exposure to potential gains and losses in excess of the initial amount invested. Borrowing and the use of derivatives may result in leverage and may increase market exposure and make the Fund more volatile. When the Fund uses leverage, the sum of the Fund's investment exposures may significantly exceed the amount of assets invested in the Fund, although these exposures may vary over time. Relatively small market movements may result in large changes in the value of a leveraged investment. The use of leverage may cause the Fund to liquidate portfolio positions to satisfy its obligations or to meet margin/collateral requirements when it may not be advantageous to do so. The use of leverage by the Fund can substantially increase the Fund's investment risks and cause losses to be realized more quickly.
- **Liquidity Risk**—The Fund may invest in securities or instruments that trade in lower volumes, that are less liquid than other investments and/or that may become illiquid or less liquid in response to market developments or adverse investor perceptions. Investments that are illiquid or that trade in lower volumes may be more difficult to value. When there is no willing buyer and investments cannot be readily sold at the desired time or price, the Fund may have to accept a lower price or may not be able to sell the security or instrument at all. An inability to sell one or more portfolio positions can adversely affect the Fund's value.

Illiquidity can be caused by a drop in overall market trading volume, an inability to find a willing buyer, or legal restrictions on the securities' resale. To the extent the Fund engages in cash redemptions, then liquidity risk may also refer to the risk that the Fund will not be able to pay redemption proceeds within the allowable time period or without significant dilution to remaining investors' interests because of unusual market conditions, an unusually high volume of redemption requests, a redemption request by a large shareholder (such as a seed investor) or other reasons. If the Fund is forced to sell securities at an unfavorable time and/or under unfavorable conditions, such sales may adversely affect the Fund's NAV and dilute remaining investors' interests.

- **Management Risk**—A strategy used by the Investment Adviser may fail to produce the intended results.

- **Market Risk**—The value of the securities in which the Fund invests may go up or down in response to the prospects of individual companies, particular sectors or governments and/or general economic conditions throughout the world. Price changes may be temporary or last for extended periods. The Fund’s investments may be overweighted from time to time in one or more sectors or countries, which will increase the Fund’s exposure to risk of loss from adverse developments affecting those sectors or countries.

Global economies and financial markets are becoming increasingly interconnected, and conditions and events in one country, region or financial market may adversely impact issuers in a different country, region or financial market. Furthermore, local, regional and global events such as war, military conflict, acts of terrorism, social unrest, natural disasters, recessions, inflation, rapid interest rate changes, supply chain disruptions, sanctions, the spread of infectious illness or other public health threats could also adversely impact issuers, markets and economies, including in ways that cannot necessarily be foreseen. The Fund could be negatively impacted if the value of a portfolio holding were harmed by such political or economic conditions or events. In addition, governmental and quasi-governmental organizations have taken a number of unprecedented actions designed to support the markets. Such conditions, events and actions may result in greater market risk.

- **Market Trading Risk**—The NAV of the Fund and the value of your investment may fluctuate. Market prices of Shares may fluctuate, in some cases significantly, in response to the Fund’s NAV, the intraday value of the Fund’s holdings and supply and demand for Shares. The Fund faces numerous market trading risks, including disruptions to creations and redemptions, the existence of extreme market volatility or potential lack of an active trading market for Shares. If a shareholder purchases Shares at a time when the market price is at a premium to the NAV or sells Shares at a time when the market price is at a discount to the NAV, the shareholder may pay more for, or receive less than, the underlying value of the Shares, respectively. The Investment Adviser cannot predict whether Shares will trade below, at or above their NAV. Price differences may be due, in large part, to the fact that supply and demand forces at work in the secondary trading market for Shares will be closely related to, but not identical to, the same forces influencing the prices of the securities of the Underlying Index trading individually or in the aggregate at any point in time. While the creation/redemption feature is designed to make it more likely that the Fund’s Shares normally will trade on stock exchanges at prices close to the Fund’s next calculated NAV, exchange prices are not expected to correlate exactly with the Fund’s NAV due to timing reasons, supply and demand imbalances, perception of unreliability of disclosed NAV, and other factors. Any of these factors, among others, may result in Shares trading at a significant premium or discount to NAV, which will be reflected in the intraday bid/ask spreads and/or the closing price of Shares as compared to NAV. In addition, because liquidity in certain underlying securities may fluctuate, Shares of the Fund may trade at a larger premium or discount to NAV than Shares of other kinds of ETFs. Additionally, in stressed market conditions, the market for Shares may become less liquid in response to deteriorating liquidity in the markets for the Fund’s underlying portfolio holdings. There are various methods by which investors can purchase and sell Shares and various orders that may be placed. Investors should consult their financial intermediary before purchasing or selling Shares of the Fund.

An investor that buys or sells Shares through a broker will likely incur a brokerage commission or other charge imposed by the broker. In addition, the market price of Shares, like other exchange-traded securities, includes a “bid-ask spread” (the difference between the price at which investors are willing to buy Shares and the price at which investors are willing to sell Shares). The bid-ask spread will vary over time based on the Fund’s trading volume and market liquidity and may increase as a result of a decrease in the Fund’s trading volume, the spread of the Fund’s underlying securities, or market liquidity. The bid-ask spread may increase significantly in times of market disruption, meaning that Shares may trade at a discount to the Fund’s NAV and that discount is likely to be greatest during significant market volatility. During such periods, you may be unable to sell your Shares or may incur significant losses if you sell your Shares.

Shares of the Fund, like other publicly-traded securities, may be sold short. Shares are therefore subject to the risk of price decreases and increased volatility associated with being sold short.

- **Non-Diversification Risk**—The Fund is non-diversified, meaning that it is permitted to invest a larger percentage of its assets in one or more issuers or in fewer issuers than diversified mutual funds. Thus, the Fund may be more susceptible to adverse developments affecting any single issuer held in its portfolio, and may be more susceptible to greater losses because of these developments.
- **Option Writing Risk**—When the Fund writes (sells) a call or put option, it receives up-front cash (the premium) at the time of selling the option but limits its opportunity to profit from an increase or decrease, respectively, in the market value of the reference security beyond the exercise price of the option. In a sharp rising or falling market, the Fund could significantly underperform the market or other portfolios without an option writing strategy. The Fund could also experience a sudden, significant permanent loss due to dramatic movements in the market value of a reference security, which may far exceed the premiums received for writing the option. Such significant losses could cause significant deteriorations in the Fund’s NAV. The premium received from the Fund’s option strategies may not fully protect it against market movements. Cash received from premiums will enhance return in moderately rising or falling markets, but the Fund will continue to bear the risk of movements in the value of the investments held in its portfolio. The benefit from writing an option is limited to the amount of premium received. Writing (selling) options is a highly specialized activity that involves investment techniques and risks different from those associated with investments in more

traditional securities and instruments, and there is no guarantee that writing (selling) options will achieve their intended result. If the Investment Adviser is incorrect in its expectation of the timing or level of fluctuation in securities prices, interest rates, currency prices or other variables, writing (selling) options could result in losses, which in some cases may be significant.

- **Other Investment Companies Risk**—By investing in other investment companies (including ETFs) indirectly through the Fund, investors will incur a proportionate share of the expenses of the other investment companies held by the Fund (including operating costs and investment management fees) in addition to the fees and expenses regularly borne by the Fund. In addition, the Fund will be affected by the investment policies, practices and performance of such investment companies in direct proportion to the amount of assets the Fund invests therein.
- **Outcome Period Risk**—The Fund's investment strategy is designed to deliver returns that match the Underlying ETF if shares are bought by the day on which the Fund enters into the FLEX Options and held until those FLEX Options expire at the end of the Outcome Period. In the event an investor purchases shares of the Fund after the date on which the FLEX Options were entered into or sells shares prior to the expiration of the FLEX Options, the returns realized by the investor will not match those that the Fund seeks to achieve. In addition, the Cap may change from one Outcome Period to the next and is unlikely to remain the same for consecutive Outcome Periods.

Moreover, the Fund's returns will be reduced by Fund fees and expenses as well as any brokerage commissions, trading fees, taxes and non-routine or extraordinary expenses incurred by the Fund throughout an Outcome Period. Accordingly, the maximum performance of the Fund over an Outcome Period is expected to be lower than the Cap by these fees and expenses and the performance of the Fund over an Outcome Period will be reduced by these fees and expenses in addition to losses beyond the Buffer.

- **Secondary Listing Risk**—The Fund's Shares may be listed or traded on U.S. and non-U.S. stock exchanges other than the U.S. stock exchange where the Fund's primary listing is maintained. There can be no assurance that the Fund's Shares will continue to trade on any such stock exchange or in any market or that the Fund's Shares will continue to meet the requirements for listing or trading on any exchange or in any market. The Fund's Shares may be less actively traded in certain markets than in others, and investors are subject to the execution and settlement risks and market standards of the market where they or their broker direct their trades for execution. Certain information available to investors who trade Fund Shares on a U.S. stock exchange during regular U.S. market hours may not be available to investors who trade in other markets, which may result in secondary market prices in such markets being less efficient. Shares of the Fund may trade in the secondary market outside of the trading hours of the Fund's primary exchange. At such times, Shares may trade with more significant premiums or discounts than might be experienced otherwise.
- **Sector Risk**—To the extent the Fund focuses its investments in securities of issuers in one or more sectors (such as the technology sector), the Fund will be subject, to a greater extent than if its investments were diversified across different sectors, to the risks of volatile economic cycles and/or conditions and developments that may be particular to that sector, such as: adverse economic, business, political, environmental or other developments.
- **Seed Investor Risk**—GSAM and/or its affiliates may make payments to one or more investors that contribute seed capital to the Fund. Such payments may continue for a specified period of time and/or until a specified dollar amount is reached. Those payments will be made from the assets of GSAM and/or such affiliates (and not the Fund). Seed investors may contribute all or a majority of the assets in the Fund. There is a risk that such seed investors may redeem all or part of their investments in the Fund, particularly after payments from GSAM and/or its affiliates have ceased. As with redemptions by other large shareholders, such redemptions could have a significant negative impact on the Fund, including by reducing the Fund's liquidity, causing the Fund to realize gains that will be distributed and taxable to remaining shareholders and increasing the Fund's transaction costs. A large redemption may also have a material upward or downward effect on the market price of the Fund's Shares..
- **Stock Risk**—Stock prices have historically risen and fallen in periodic cycles. U.S. and foreign stock markets have experienced periods of substantial price volatility in the past and may do so again in the future. Stock prices may fluctuate from time to time in response to the activities of individual companies and in response to general market and economic conditions. Individual companies may report poor results or be negatively affected by industry and/or economic trends and developments, and the stock prices of such companies may suffer a decline in response.
- **Swaps Risk**—The use of swaps is a highly specialized activity which involves investment techniques, risk analyses and tax planning different from those associated with ordinary portfolio securities transactions. The Fund's transactions in swaps may be significant. These transactions can result in sizeable realized and unrealized capital gains and losses relative to the gains and losses from the Fund's direct investments in securities.

Transactions in swaps can involve greater risks than if the Fund had invested in securities directly since, in addition to general market risks, swaps may be leveraged and subject to illiquidity risk, counterparty risk, credit risk and pricing risk. Regulators also may impose limits on an entity's or group of entities' positions in certain swaps. However, certain risks are reduced (but not eliminated) if the Fund invests in cleared swaps, which are transacted through a FCM and cleared through a clearinghouse that

serves as a central counterparty. Because uncleared, bilateral swap agreements are two-party contracts and because they may have terms of greater than seven days, these swaps may be considered to be illiquid. Moreover, the Fund bears the risk of loss of the amount expected to be received under a swap in the event of the default or bankruptcy of a swap counterparty. Many swaps are complex and valued subjectively. Swaps and other derivatives may also be subject to pricing or “basis” risk, which exists when the price of a particular derivative diverges from the price of corresponding cash market instruments. Under certain market conditions it may not be economically feasible to initiate a transaction or liquidate a position in time to avoid a loss or take advantage of an opportunity. If a swap transaction is particularly large or if the relevant market is illiquid, it may not be possible to initiate a transaction or liquidate a position at an advantageous time or price, which may result in significant losses.

The value of swaps can be very volatile, and a variance in the degree of volatility or in the direction of securities prices from the Investment Adviser’s expectations may produce significant losses in the Fund’s investments in swaps. In addition, a perfect correlation between a swap and a security position may be impossible to achieve. As a result, the Investment Adviser’s use of swaps may not be effective in fulfilling the Investment Adviser’s investment strategies and may contribute to losses that would not have been incurred otherwise.

- **Tracking Error Risk**—Tracking error is the divergence of the Underlying ETF’s performance from that of the Underlying ETF’s Index. The performance of the Underlying ETF may diverge from that of the Underlying ETF’s Index for a number of reasons. Tracking error may occur because of transaction costs, the Underlying ETF’s holding of cash, differences in accrual of dividends, changes to the Underlying ETF’s Index or the need to meet new or existing regulatory requirements. Unlike the Underlying ETF, the returns of the Underlying ETF’s Index are not reduced by investment and other operating expenses, including the trading costs associated with implementing changes to its portfolio of investments. Tracking error risk may be heightened during times of market volatility or other unusual market conditions.
- **Trading Issues Risk**—Trading in Shares on Cboe may be halted due to market conditions or for reasons that, in the view of the exchange, make trading in Shares inadvisable. In addition, trading in Shares on Cboe is subject to trading halts caused by extraordinary market volatility pursuant to Cboe’s “circuit breaker” rules. If a trading halt or unanticipated closing of the exchange occurs, a shareholder may be unable to purchase or sell Shares. There can be no assurance that the requirements of Cboe necessary to maintain the listing of the Fund, including the required number of shareholders, will continue to be met or will remain unchanged, which may cause the Fund to be delisted from Cboe. If the Fund were delisted from Cboe, the value of the Fund may decline and performance may be negatively impacted. Any resulting liquidation of the Fund may cause the Fund to incur elevated transaction costs and result in negative tax consequences for its shareholders.
- **Underlying ETF Risk**—The value of an investment in the Fund will be related, to a degree, to the investment performance of the Underlying ETF. Therefore, the principal risks of investing in the Fund are closely related to the principal risks associated with the Underlying ETF and its investments. Exposure to the Underlying ETF will also expose the Fund to a pro rata portion of the Underlying ETF’s fees and expenses. The performance of the Fund (without regard to the Buffer, Deep Downside Protection or Cap) may diverge from that of the Underlying ETF for a number of reasons, including Fund fees and expenses.
- **U.S. Government Securities Risk**—The U.S. government may not provide financial support to U.S. government agencies, instrumentalities or sponsored enterprises if it is not obligated to do so by law. U.S. Government Securities issued by those agencies, instrumentalities and sponsored enterprises, including those issued by the Federal National Mortgage Association (“Fannie Mae”), Federal Home Loan Mortgage Corporation (“Freddie Mac”) and the Federal Home Loan Banks, are neither issued nor guaranteed by the U.S. Treasury and, therefore, are not backed by the full faith and credit of the United States. The maximum potential liability of the issuers of some U.S. Government Securities held by the Fund may greatly exceed their current resources, including any legal right to support from the U.S. Treasury. It is possible that issuers of U.S. Government Securities will not have the funds to meet their payment obligations in the future. Fannie Mae and Freddie Mac have been operating under conservatorship, with the Federal Housing Finance Agency (“FHFA”) acting as their conservator, since September 2008. The entities are dependent upon the continued support of the U.S. Department of the Treasury and FHFA in order to continue their business operations. These factors, among others, could affect the future status and role of Fannie Mae and Freddie Mac and the value of their securities and the securities which they guarantee. Additionally, the U.S. government and its agencies and instrumentalities do not guarantee the market values of their securities, which may fluctuate.

More information about the Fund’s portfolio securities and investment techniques, and their associated risks, is provided in Appendix A. You should consider the investment risks discussed in this section and in Appendix A. Both are important to your investment choice.

Service Providers

INVESTMENT ADVISER

Investment Adviser	Fund
Goldman Sachs Asset Management, L.P. 200 West Street New York, NY 10282	U.S. Large Cap Buffer 1 ETF U.S. Large Cap Buffer 2 ETF U.S. Large Cap Buffer 3 ETF

GSAM has been registered as an investment adviser with the SEC since 1990 and is an indirect, wholly-owned subsidiary of The Goldman Sachs Group, Inc. and an affiliate of Goldman Sachs & Co. LLC (“Goldman Sachs”). Founded in 1869, The Goldman Sachs Group, Inc. is a publicly-held financial holding company and a leading global investment banking, securities and investment management firm. As of September 30, 2024, GSAM, including its investment advisory affiliates, had assets under supervision of approximately \$2.79 trillion.

The Investment Adviser is responsible for the day-to-day management of the Fund and places purchase and sale orders for the Fund’s portfolio transactions in U.S. and foreign markets. As permitted by applicable law, these orders may be directed to any executing brokers, dealers, futures commission merchants (“FCMs”) or other counterparties, including Goldman Sachs and its affiliates. While the Investment Adviser is ultimately responsible for the management of the Fund, it is able to draw upon the research and expertise of its asset management affiliates with respect to managing certain portfolio securities. In addition, the Investment Adviser has access to proprietary tools developed by Goldman Sachs (subject to legal, internal, regulatory and Chinese wall restrictions), and will apply quantitative and qualitative analysis in determining the appropriate allocations among categories of issuers and types of securities.

The Investment Adviser also performs the following additional services for the Fund, to the extent such services are not required to be performed by others pursuant to the fund administration and accounting agreement, the custodian agreement, the transfer agency agreement, distribution agreement or such other agreements with service providers to the Fund that the Board has approved:

- Supervises non-advisory operations of the Fund, including oversight of vendors hired by the Fund, oversight of Fund liquidity and risk management, oversight of regulatory inquiries and requests with respect to the Fund made to the Investment Adviser, valuation and accounting oversight and oversight of ongoing compliance with federal and state securities laws, tax regulations, and other applicable law
- Provides personnel to perform such executive, administrative and clerical services as are reasonably necessary to provide effective administration of the Fund
- Arranges for: (a) the preparation of all required tax returns, (b) the preparation and submission of reports to existing shareholders, (c) the periodic updating of prospectuses and statements of additional information and (d) the preparation of reports to be filed with the SEC and other regulatory authorities
- Maintains the records of the Fund
- Provides office space and necessary office equipment and services for the Investment Adviser
- Markets the Fund

An investment in the Fund may be negatively impacted because of the operational risks arising from factors such as processing errors and human errors, inadequate or failed internal or external processes, failures in systems and technology, changes in personnel, and errors caused by third-party service providers or trading counterparties. The use of certain investment strategies that involve manual or additional processing, such as over-the-counter derivatives, increases these risks. Although the Fund attempts to minimize such failures through controls and oversight, it is not possible to identify all of the operational risks that may affect the Fund or to develop processes and controls that completely eliminate or mitigate the occurrence of such failures. The Fund and its shareholders could be negatively impacted as a result.

GSAM may manage other funds, accounts, additional pooled vehicles and/or separate accounts that have similar investment strategies to those of the Fund. These funds, pooled vehicles or accounts may perform differently than the Fund despite their similar strategies. Because the pooled vehicles may not be registered under the Investment Company Act, they are subject to fewer regulatory restraints than the Fund (e.g., fewer trading constraints) and may employ strategies that are not subject to the same constraints as the Fund.

GSAM and/or its affiliates may make payments to one or more investors that contribute seed capital to the Fund. Such payments may continue for a specified period of time and/or until a specified dollar amount is reached. Those payments will be made from the assets of GSAM and/or such affiliates (and not the Fund). Seed investors may contribute all or a majority of the assets in the Fund. There is a risk that such seed investors may redeem their investments in the Fund. As with redemptions by other large shareholders, such redemptions could have a significant negative impact on the Fund.

From time to time, Goldman Sachs or any of its affiliates may purchase and hold Shares of the Fund. Goldman Sachs and its affiliates reserve the right to redeem or sell at any time some or all of the Shares acquired for their own accounts.

MANAGEMENT FEE AND OTHER EXPENSES

Pursuant to the Fund's Management Agreement, as compensation for its services to the Fund, the Investment Adviser is entitled to a management fee, computed daily and payable monthly, at the annual rates listed below (as a percentage of the Fund's average daily net assets). Under the Management Agreement, the Investment Adviser is responsible for substantially all the expenses of the Fund, excluding payments under the Fund's 12b-1 plan (if any), interest expenses, taxes, acquired fund fees and expenses, brokerage fees, costs of holding shareholder meetings and litigation, indemnification and extraordinary expenses.

Fund	Fee as a Percentage of Average Daily Net Assets
U.S. Large Cap Buffer 1 ETF	0.50%
U.S. Large Cap Buffer 2 ETF	0.50%
U.S. Large Cap Buffer 3 ETF	0.50%

The Investment Adviser has agreed to waive a portion of its management fee in an amount equal to "Acquired Fund Fees and Expenses". This arrangement will remain in effect through at least December 17, 2025, and prior to such date the Investment Adviser may not terminate the arrangement without the approval of the Board of Trustees.

The Investment Adviser may waive a portion of its management fee, including fees earned as the Investment Adviser to any of the affiliated funds in which the Fund invests, except those management fees it earns from the Fund's investments of cash collateral received in connection with securities lending transactions in affiliated funds, from time to time, and may discontinue or modify any such waivers in the future, consistent with the terms of any fee waiver arrangements that may be in place.

A discussion regarding the basis for the Board of Trustees' approval of the Management Agreement for each Fund will be available in the Fund's first Form N-CSR following its launch.

FUND MANAGERS

The individuals jointly and primarily responsible for the day-to-day management of the Fund are listed below. The Fund's portfolio managers' individual responsibilities may differ and may include, among other things, development and maintenance of quantitative models and processes in combination with a qualitative overlay, asset allocation, risk budgeting and general oversight of research, implementation processes and the management of the Funds' portfolios.

Name and Title	Fund Responsibility	Years Primarily Responsible	Five Year Employment History
Raj Garigipati Managing Director	Portfolio Manager— U.S. Large Cap Buffer 1 ETF U.S. Large Cap Buffer 2 ETF U.S. Large Cap Buffer 3 ETF	Since 2024 2024 2024	Mr. Garigipati joined the ETF Portfolio Management team in 2015. He is the global head of the ETF Portfolio Management team within the Quantitative Equity Solutions team, a role he has held since 2016.
Oliver Bunn Managing Director	Portfolio Manager— U.S. Large Cap Buffer 1 ETF U.S. Large Cap Buffer 2 ETF U.S. Large Cap Buffer 3 ETF	Since 2024 2024 2024	Mr. Bunn joined the Investment Adviser in 2014. He is head of the Quantitative Investment Strategies (QIS) Alternatives Team within GSAM.
Sergio Calvo de Leon Vice President	Portfolio Manager— U.S. Large Cap Buffer 1 ETF U.S. Large Cap Buffer 2 ETF U.S. Large Cap Buffer 3 ETF	Since 2024 2024 2024	Mr. Calvo de Leon joined the Investment Adviser in 2021. He is head of Systematic Volatility Strategies for the Quantitative Investment Strategies (QIS) Alternatives Team within GSAM. Previously, he was a portfolio manager at The McKinsey Investment Office (MIO Partners).

For information about portfolio manager compensation, other accounts managed by a portfolio manager and portfolio manager ownership of securities in the Fund, see the SAI.

DISTRIBUTOR

ALPS Distributors, Inc., 1290 Broadway, Suite 1000, Denver, Colorado 80203, serves as the exclusive distributor of Creation Units of Shares of the Fund pursuant to a “best efforts” arrangement as provided by a distribution agreement with the Trust on behalf of the Fund. Shares of the Fund are offered and sold on a continuous basis by the Distributor, acting as agent. The Distributor does not maintain a secondary market in the Fund’s Shares.

TRANSFER AGENT, CUSTODIAN AND PROVIDER OF ADMINISTRATIVE SERVICES

The Bank of New York Mellon (“BNYM”), 240 Greenwich Street, New York, New York 10286, serves as the Trust’s transfer and dividend disbursing agent. Under its transfer agency agreement with the Trust, BNYM has undertaken with the Trust to provide the following services with respect to the Fund: (i) perform and facilitate the performance of purchases and redemptions of Creation Units, (ii) prepare and transmit by means of Depository Trust Company’s (“DTC”) book-entry system payments for dividends and distributions on or with respect to the Shares declared by the Trust on behalf of the Fund, (iii) prepare and deliver reports, information and documents as specified in the transfer agency agreement, (iv) perform the customary services of a transfer agent and dividend disbursing agent, and (v) render certain other miscellaneous services as specified in the transfer agency agreement or as otherwise agreed upon.

BNYM is the custodian of the Trust’s portfolio securities and cash. The custodian of the Trust may change from time to time. BNYM also maintains the Trust’s accounting records. BNYM may appoint domestic and foreign sub-custodians and use depositories from time to time to hold securities and other instruments purchased by the Trust in foreign countries and to hold cash and currencies for the Trust.

BNYM provides administrative services pursuant to a fund administration agreement with the Trust (the “Fund Administration and Accounting Agreement”) pursuant to which BNYM provides certain services, including, among others, (i) preparation of certain shareholder reports and communications; (ii) preparation of certain reports and filings with the SEC; (iii) certain NAV computation services; and (iv) such other services for the Trust as may be mutually agreed upon between the Trust and BNYM. For its services under the Fund Administration and Accounting Agreement, BNYM receives such fees based on a stated percentage of net assets as are agreed upon from time to time between the parties. In addition, BNYM is reimbursed for reasonable out-of-pocket expenses incurred in connection with the Fund Administration and Accounting Agreement. In addition, an affiliate of BNYM will also provide certain other services for the Trust, including, (i) providing foreign exchange transaction services and (ii) executing trades in connection with certain creation and redemption transactions effected partially in cash. For these services, the BNYM affiliate will receive compensation based on levels that are negotiated with the Trust and/or the Investment Adviser. BNYM also provides certain middle office services to GSAM pursuant to a service agreement.

ACTIVITIES OF GOLDMAN SACHS AND ITS AFFILIATES AND OTHER ACCOUNTS MANAGED BY GOLDMAN SACHS

The involvement of the Investment Adviser, Goldman Sachs and their affiliates in the management of, or their interest in, other accounts and other activities of Goldman Sachs will present conflicts of interest with respect to the Fund and will, under certain circumstances, limit the Fund’s investment activities. Goldman Sachs is a worldwide, full service investment banking, broker dealer, asset management and financial services organization and a major participant in global financial markets that provides a wide range of financial services to a substantial and diversified client base that includes corporations, financial institutions, governments and individuals. As such, it acts as a broker-dealer, investment adviser, investment banker, underwriter, research provider, administrator, financier, adviser, market maker, trader, prime broker, derivatives dealer, clearing agent, lender, counterparty, agent, principal, distributor, investor or in other commercial capacities for accounts or companies (including Fund portfolio companies) or affiliated or unaffiliated investment funds (including pooled investment vehicles and private funds) in which one or more accounts, including the Fund, invest. In those and other capacities, Goldman Sachs and its affiliates advise and deal with clients and third parties in all markets and transactions and purchase, sell, hold and recommend a broad array of investments, including securities, derivatives, loans, commodities, currencies, credit default swaps, indices, baskets and other financial instruments and products for their own accounts or for the accounts of their customers and have other direct and indirect interests in the global fixed income, currency, commodity, equities, bank loans and other markets and the securities and issuers in which the Fund directly and indirectly invests. Thus, it is expected that the Fund will have multiple business relationships with and will invest in, engage in transactions with, make voting decisions with respect to, or obtain services from entities for which Goldman Sachs and its affiliates perform or seek to perform investment banking or other services. The Investment Adviser and/or certain of its affiliates are the managers of the Goldman Sachs Funds. The Investment Adviser and its affiliates earn fees from this and other relationships with the Fund. Although management fees paid by the Fund to the Investment Adviser and certain other fees paid to the Investment Adviser’s affiliates are based on asset levels, the fees are not directly contingent on Fund performance, and the Investment Adviser and its affiliates will still receive significant

compensation from the Fund even if shareholders lose money. Goldman Sachs and its affiliates engage in proprietary trading and advise accounts and funds which have investment objectives, principal investment strategies and/or policies similar or substantially similar to those of the Fund and/or engage in and compete for transactions in the same types of securities, currencies and instruments as the Fund. Goldman Sachs and its affiliates will not have any obligation to make available any information regarding their proprietary activities or strategies, or the activities or strategies used for other accounts managed by them, for the benefit of the management of the Fund. The results of the Fund's investment activities, therefore, will likely differ from those of Goldman Sachs, its affiliates and other accounts managed by Goldman Sachs, and it is possible that the Fund could sustain losses during periods in which Goldman Sachs and its affiliates and other accounts achieve significant profits on their trading for proprietary or other accounts. In addition, the Fund may enter into transactions in which Goldman Sachs and its affiliates or their other clients have an adverse interest. For example, the Fund may take a long position in a security at the same time that Goldman Sachs and its affiliates or other accounts managed by the Investment Adviser or its affiliates take a short position in the same security (or vice versa). These and other transactions undertaken by Goldman Sachs, its affiliates or Goldman Sachs-advised clients may, individually or in the aggregate, adversely impact the Fund. Transactions by one or more Goldman Sachs-advised clients or the Investment Adviser may have the effect of diluting or otherwise disadvantaging the values, prices or investment strategies of the Fund. The Fund's activities will, under certain circumstances, be limited because of regulatory restrictions applicable to Goldman Sachs and its affiliates, and/or their internal policies designed to comply with such restrictions. As a global financial services firm, Goldman Sachs and its affiliates also provide a wide range of investment banking and financial services to issuers of securities and investors in securities. Goldman Sachs, its affiliates and others associated with it are expected to create markets or specialize in, have positions in and/or effect transactions in, securities of issuers held by the Fund, and will likely also perform or seek to perform investment banking and financial services for one or more of those issuers. Goldman Sachs and its affiliates are expected to have business relationships with and purchase or distribute or sell services or products from or to distributors, consultants or others who recommend the Fund or who engage in transactions with or for the Fund.

For more information about conflicts of interest, see the section entitled "Potential Conflicts of Interest" in the SAI.

The Fund will, from time to time, make brokerage and other payments to Goldman Sachs and its affiliates in connection with the Fund's portfolio investment transactions, in accordance with applicable law.

The Fund's Board of Trustees may approve a securities lending program where an affiliate of the Investment Adviser is retained to serve as the securities lending agent for the Fund to the extent that the Fund engages in the securities lending program. For these services, the lending agent would receive a fee from the Fund, including a fee based on the returns earned on the Fund's investment of the cash received as collateral for the loaned securities.

Distributions

A Fund pays distributions from its investment income and from net realized capital gains.

Distributions from net investment income, if any, and distributions from net capital gains, if any, are normally declared and paid annually.

In addition to the net investment income dividends paid annually, the Fund may also earn additional net investment income throughout the year. Any additional net investment income will be distributed annually as a declared event and paid to shareholders of record for such events.

From time to time a portion of the Fund's distributions may constitute a return of capital for tax purposes, and/or may include amounts in excess of the Fund's net investment income for the period calculated in accordance with generally accepted accounting principles ("GAAP").

Dividends and other distributions on Shares of the Fund are distributed on a pro rata basis to beneficial owners of such Shares. Dividend payments are made through Depository Trust Company ("DTC") Participants and Indirect Participants (each as described in the Book Entry section below) to beneficial owners then of record with proceeds received from the Fund.

No dividend reinvestment service is provided by the Fund. Broker-dealers may make available the DTC book-entry dividend reinvestment service for use by beneficial owners of the Fund for reinvestment of their dividend distributions. Beneficial owners should contact their broker to determine the availability and costs of the service and the details of participation therein. Brokers may require beneficial owners to adhere to specific procedures and timetables. If this service is available and used, dividend distributions of both income and realized gains will be automatically reinvested in additional whole Shares of the Fund purchased in the secondary market.

Shareholder Guide

BUYING AND SELLING SHARES

Shares of the Fund may be acquired or redeemed directly from the Fund at NAV only in Creation Units or multiples thereof, as discussed in the Creations and Redemptions section of the Prospectus. Only an Authorized Participant (as defined in the Creations and Redemptions section below) may engage in creation or redemption transactions directly with the Fund. Once created, Shares of the Fund generally trade in the secondary market in amounts less than a Creation Unit.

Shares of the Fund are listed for trading on a national securities exchange during the trading day. Shares can be bought and sold throughout the trading day at market price like shares of other publicly traded companies. However, there can be no guarantee that an active trading market will develop or be maintained, or that the Fund Shares listing will continue or remain unchanged. The Trust does not impose any minimum investment for Shares of the Fund purchased on an exchange. Buying or selling the Fund's Shares involves certain costs that apply to all securities transactions. When buying or selling Shares of the Fund through a financial intermediary, you may incur a brokerage commission or other charges determined by your financial intermediary. Due to these brokerage costs, if any, frequent trading may detract significantly from investment returns. In addition, you may also incur the cost of the spread (the difference between the bid price and the ask price). The commission is frequently a fixed amount and may be a significant cost for investors seeking to buy or sell small amounts of Shares. The spread varies over time for Shares of the Fund based on its trading volume and market liquidity, and is generally less if the Fund has more trading volume and market liquidity and more if the Fund has less trading volume and market liquidity.

The Fund's primary listing exchange is Cboe BZX Exchange, Inc. ("Cboe"). Cboe is open for trading Monday through Friday and are closed on the following holidays: New Year's Day, Martin Luther King, Jr. Day, Presidents' Day, Good Friday, Memorial Day, Juneteenth National Independence Day, Independence Day, Labor Day, Thanksgiving Day and Christmas Day.

A "business day" with respect to the Fund is each day the New York Stock Exchange, Cboe, and the Trust are open and includes any day that the Fund is required to be open under Section 22(e) of the Investment Company Act. Orders from Authorized Participants to create or redeem Creation Units will only be accepted on a business day. On days when Cboe closes earlier than normal, the Fund may require orders to create or redeem Creation Units to be placed earlier in the day. See the SAI for more information.

The Trust's Board of Trustees has not adopted a policy of monitoring for frequent purchases and redemptions of Fund Shares ("frequent trading") that appear to attempt to take advantage of potential arbitrage opportunities presented by a lag between a change in the value of the Fund's portfolio securities after the close of the primary markets for the Fund's portfolio securities and the reflection of that change in the Fund's NAV ("market timing"). The Trust believes this is appropriate because ETFs, such as the Fund, are intended to be attractive to arbitrageurs, as trading activity is critical to ensuring that the market price of Fund Shares remains at or close to NAV. Since the Fund issues and redeems Creation Units at NAV plus applicable transaction fees, and the Fund's Shares may be purchased and sold on Cboe at prevailing market prices, the risks of frequent trading are limited.

Section 12(d)(1) of the Investment Company Act restricts investments by registered investment companies and companies relying on Sections 3(c)(1) or 3(c)(7) of the Investment Company Act in the securities of other investment companies, including the Funds. Registered investment companies are permitted to invest in the Fund beyond the limits set forth in Section 12(d)(1), subject to certain terms and conditions, including that such investment companies enter into an agreement with the Trust.

The Fund and the Distributor will have the sole right to accept orders to purchase Shares and reserve the right to reject any purchase order in whole or in part.

PAYMENTS TO BROKER-DEALERS AND OTHER FINANCIAL INTERMEDIARIES

GSAM and/or the Distributor (upon direction of the Fund) may make payments to broker-dealers, registered investment advisers or other financial intermediaries (each, a "Financial Intermediary") related to activities that are designed to make registered representatives, other professionals and individual investors more knowledgeable about the Fund or for other activities, such as participation in marketing activities and presentations, educational training programs, the support or purchase of technology platforms/software and/or reporting systems. GSAM and/or the Distributor (upon direction of the Fund) may also make payments to Financial Intermediaries for certain printing, publishing and mailing costs associated with the Fund or materials relating to exchange-traded funds in general and/or for the provision of analytical or other data to GSAM or its affiliates relating to marketing of the Fund and mailing costs associated with the Fund or materials relating to exchange-traded funds in general and/or for the provision of analytical or other data to GSAM or its affiliates relating to the sales of Fund Shares. In addition, GSAM and/or the Distributor may make payments to Financial Intermediaries that make Fund Shares available to their clients or for otherwise promoting the Fund, including through provision of consultative services to GSAM or its affiliates relating to marketing of the Fund and/or sale of Fund Shares. Such payments, which may be significant to the Financial Intermediary, are not made by the Fund. Rather, such payments are made by

GSAM and/or the Distributor from their own resources, which may come directly or indirectly in part from management fees paid by the Fund. Payments of this type are sometimes referred to as marketing support or revenue-sharing payments. A Financial Intermediary may make decisions about which investment options it recommends or makes available, or the level of services provided, to its customers based on the marketing support payments it is eligible to receive. Therefore, such payments to a Financial Intermediary create conflicts of interest between the Financial Intermediary and its customers and may cause the Financial Intermediary to recommend the Fund over another investment. More information regarding these payments is contained in the SAI. A shareholder should contact his or her Financial Intermediary's salesperson or other investment professional for more information regarding any such payments the Financial Intermediary firm may receive from GSAM and/or the Distributor.

NET ASSET VALUE

The Fund generally calculates its NAV as follows:

$$\text{NAV} = \frac{\begin{array}{l} \text{(Value of Assets of the Fund)} \\ - \text{(Liabilities of the Fund)} \end{array}}{\text{Number of Outstanding Shares of the Fund}}$$

The Fund's NAV per share is generally calculated by the Fund's provider of administrative services on each business day as of the close of regular trading on the New York Stock Exchange (normally 4:00 p.m. Eastern time) or such other times as the New York Stock Exchange or NASDAQ market may officially close. The Fund's investments for which market quotations are readily available are valued at market value on the basis of quotations provided by pricing sources. If accurate quotations are not readily available, if the Fund's provider of administrative services is unable for other reasons to facilitate pricing of individual securities or calculate the Fund's NAV, or if the Investment Adviser believes that such quotations do not accurately reflect fair value, the fair value of the Fund's investments may be determined in good faith under valuation procedures approved by the Board of Trustees. Thus, such pricing may be based on subjective judgments and it is possible that the prices resulting from such valuation procedures may differ materially from the value realized on a sale. Cases where there is no clear indication of the value of the Fund's investments include, among others, situations where a security or other asset or liability does not have a price source or a price is unavailable.

Equity securities listed on an exchange are generally valued at the last available sale price on the exchange on which they are principally traded.

Fixed income securities are generally valued on the basis of prices (including evaluated prices) and quotations provided by pricing services or securities dealers. Pricing services may use matrix pricing or valuation models, which utilize certain inputs and assumptions, including, but not limited to, yield or price with respect to comparable fixed income securities, to determine current value. Pricing services generally value fixed income securities assuming orderly transactions of an institutional round lot size, but the Fund may hold or transact in such securities in smaller odd lot sizes. Odd lots may trade at lower prices than institutional round lots.

Investments in other open-end registered investment companies (if any), excluding investments in ETFs, are valued based on the NAV of those open-end registered investment companies (which may use fair value pricing as discussed in their prospectuses). Investments in ETFs will generally be valued at the last sale price or official closing price on the exchange on which they are principally traded.

In addition, the Investment Adviser, consistent with its procedures and applicable regulatory guidance, may (but need not) determine to make an adjustment to the previous closing prices of securities in light of significant events, to reflect what it believes to be the fair value of the securities at the time of determining the Fund's NAV. Significant events that could affect a large number of securities in a particular market may include, but are not limited to: situations relating to one or more single issuers in a market sector; significant fluctuations in U.S. or foreign markets; market dislocations; market disruptions or unscheduled market closings; equipment failures; natural or man-made disasters or acts of God; armed conflicts; governmental actions or other developments; as well as the same or similar events which may affect specific issuers or the securities markets even though not tied directly to the securities markets. Other significant events that could relate to a single issuer may include, but are not limited to: corporate actions such as reorganizations, mergers and buy-outs; corporate announcements, including those relating to earnings, products and regulatory news; significant litigation; ratings downgrades; bankruptcies; and trading limits or suspensions.

Fair valuation involves the risk that the values used by the Fund to price its investments may be different from those used by other investment companies and investors to price the same investments.

Foreign securities may trade in their local markets on days the Fund is closed. As a result, if the Fund holds foreign securities, its NAV may be impacted on days when investors may not purchase or sell Fund Shares on the secondary market or purchase or redeem Creation Units through the Fund.

The Fund relies on various sources to calculate its NAV. The ability of the Fund's provider of administrative services to calculate the NAV per share of the Fund is subject to operational risks associated with processing or human errors, systems or technology failures, cyber attacks and errors caused by third party service providers, data sources, or trading counterparties. Such failures may result in

delays in the calculation of the Fund's NAV and/or the inability to calculate NAV over extended time periods. The Fund may be unable to recover any losses associated with such failures. In addition, if the third party service providers and/or data sources upon which the Fund directly or indirectly relies to calculate its NAV or price individual securities are unavailable or otherwise unable to calculate the NAV correctly, it may be necessary for alternative procedures to be utilized to price the securities at the time of determining the Fund's NAV.

BOOK ENTRY

DTC serves as securities depository for the Shares. (The Shares may be held only in book-entry form; stock certificates will not be issued.) DTC, or its nominee, is the record or registered owner of all outstanding Shares. Beneficial ownership of Shares will be shown on the records of DTC or its participants (described below). Beneficial owners of Shares are not entitled to have Shares registered in their names, will not receive or be entitled to receive physical delivery of certificates in definitive form and are not considered the registered holder thereof. Accordingly, to exercise any rights of a holder of Shares, each beneficial owner must rely on the procedures of: (i) DTC; (ii) "DTC Participants," *i.e.*, securities brokers and dealers, banks, trust companies, clearing corporations and certain other organizations, some of whom (and/or their representatives) own DTC; and (iii) "Indirect Participants," *i.e.*, brokers, dealers, banks and trust companies that clear through or maintain a custodial relationship with a DTC Participant, either directly or indirectly, through which such beneficial owner holds its interests. The Trust understands that under existing industry practice, in the event the Trust requests any action of holders of Shares, or a beneficial owner desires to take any action that DTC, as the record owner of all outstanding Shares, is entitled to take, DTC would authorize the DTC Participants to take such action and that the DTC Participants would authorize the Indirect Participants and beneficial owners acting through such DTC Participants to take such action and would otherwise act upon the instructions of beneficial owners owning through them. As described above, the Trust recognizes DTC or its nominee as the owner of all Shares for all purposes.

CREATIONS AND REDEMPTIONS

Prior to trading in the secondary market, Shares of the Fund are "created" at NAV by market makers, large investors and institutions only in block-size Creation Units or multiples thereof. Each "creator" or "Authorized Participant" enters into an authorized participant agreement with the Fund's Distributor.

A creation transaction, which is subject to acceptance by BNYM, as the Trust's transfer agent, generally takes place when an Authorized Participant deposits into the Fund a designated portfolio of securities (including any portion of such securities for which cash may be substituted) and a specified amount of cash in exchange for a specified number of Creation Units.

Similarly, Shares can be redeemed only in Creation Units, generally for a designated portfolio of securities (including any portion of such securities for which cash may be substituted) held by the Fund and a specified amount of cash. Except when aggregated in Creation Units, Shares are not redeemable by the Fund.

The prices at which creations and redemptions occur are based on the next calculation of NAV after a creation or redemption order is received in an acceptable form under the authorized participant agreement.

Please note the following with respect to the price at which transactions are processed:

- NAV per Share is generally calculated by the accounting agent on each business day as of the close of regular trading on the New York Stock Exchange (normally 4:00 p.m. Eastern time) or such other times as the New York Stock Exchange or NASDAQ market may officially close. Fund Shares will generally not be priced on any day the New York Stock Exchange is closed.
- The Trust reserves the right to reprocess creation and redemption transactions that were processed at a NAV that is subsequently adjusted, and to recover amounts from (or distribute amounts to) Authorized Participants accordingly based on the official closing NAV, as adjusted.
- The Trust reserves the right to advance the time by which creation and redemption orders must be received for same business day credit, as otherwise permitted by the SEC.
- Consistent with industry practice, investment transactions not settling on the same day are recorded and factored into the Fund's NAV on the business day following trade date (T+1). The use of T+1 accounting generally does not, but may, result in a NAV that differs materially from the NAV that would result if all transactions were reflected on their trade dates.

Note: The time at which transactions and Shares are priced and the time by which orders must be received may be changed in case of an emergency or if regular trading on the New York Stock Exchange is stopped at a time other than its regularly scheduled closing time. In the event the New York Stock Exchange does not open for business, the Trust may, but is not required to, open the Fund for creation and redemption transactions if the Federal Reserve wire payment system is open. To learn whether the Fund is open for business during this situation, please call the appropriate phone number located on the back cover of the Prospectus.

Only an Authorized Participant may create or redeem Creation Units directly with the Fund.

In the event of a system failure or other interruption, including disruptions at market makers or Authorized Participants, orders to purchase or redeem Creation Units either may not be executed according to the Fund's instructions or may not be executed at all, or the Fund may not be able to place or change orders.

To the extent the Fund engages in in-kind transactions, the Fund intends to comply with the U.S. federal securities laws in accepting securities for deposit and satisfying redemptions with redemption securities by, among other means, assuring that any securities accepted for deposit and any securities used to satisfy redemption requests will be sold in transactions that would be exempt from registration under the Securities Act of 1933, as amended (the "Securities Act"). Further, an Authorized Participant that is not a "qualified institutional buyer," as such term is defined under Rule 144A of the Securities Act, will not be able to receive restricted securities eligible for resale under Rule 144A.

Creations and redemptions must be made through a firm that is either a member of the Continuous Net Settlement System of the National Securities Clearing Corporation or a DTC Participant and has executed an agreement with the Distributor with respect to creations and redemptions of Creation Unit aggregations. Information about the procedures regarding creation and redemption of Creation Units (including the cut-off times for receipt of creation and redemption orders) and the applicable transaction fees is included in the Fund's SAI.

Taxation

As with any investment, you should consider how your investment in the Fund will be taxed. The tax information below is provided as general information. More tax information is available in the SAI. You should consult your tax adviser about the federal, state, local or foreign tax consequences of your investment in the Fund. Except as otherwise noted, the tax information provided assumes that you are a U.S. citizen or resident.

Unless your investment is through an IRA or other tax-advantaged account, you should carefully consider the possible tax consequences of Fund distributions and the sale of your Fund shares.

DISTRIBUTIONS

The Fund contemplates declaring as dividends and distributing each year all or substantially all of its taxable income. Distributions you receive from the Fund are generally subject to federal income tax, and may also be subject to state or local taxes. This is true whether you reinvest your distributions in additional Fund Shares or receive them in cash. For federal tax purposes, the Fund's distributions attributable to net investment income and short-term capital gains are taxable to you as ordinary income while distributions of long-term capital gains are taxable to you as long-term capital gains, no matter how long you have owned your Fund Shares.

Under current provisions of the Code, the maximum individual rate applicable to long-term capital gains is generally either 15% or 20%, depending on whether the individual's income exceeds certain threshold amounts. Fund distributions to non-corporate shareholders attributable to dividends received by the Fund from U.S. and certain qualified foreign corporations will generally be taxed at the long-term capital gain rate, as long as certain other requirements are met. For these lower rates to apply, the non-corporate shareholder must own their Fund Shares for at least 61 days during the 121-day period beginning 60 days before the Fund's ex-dividend date. The amount of the Fund's distributions that would otherwise qualify for this favorable tax treatment will be reduced as a result of the Fund's securities lending activities or high portfolio turnover rate.

A percentage of the Fund's dividends paid to corporate shareholders may be eligible for the corporate dividends-received deduction. This percentage may, however, be reduced as a result of the Fund's securities lending activities or high portfolio turnover rate. Character and tax status of all distributions will be available to shareholders after the close of each calendar year.

Distributions in excess of the Fund's current and accumulated earnings and profits are treated as a tax-free return of your investment to the extent of your basis in the Shares, and generally as capital gain thereafter. A return of capital, which for tax purposes is treated as a return of your investment, reduces your basis in Shares, thus reducing any loss or increasing any gain on a subsequent taxable disposition of Shares. A distribution will reduce the Fund's NAV per share and may be taxable to you as ordinary income or capital gain even though, from an economic standpoint, the distribution may constitute a return of capital.

An additional 3.8% Medicare tax is imposed on certain net investment income (including ordinary dividends and capital gain distributions received from the Fund and net gains from redemptions or other taxable dispositions of Fund Shares) of U.S. individuals, estates and trusts to the extent that such person's "modified adjusted gross income" (in the case of an individual) or "adjusted gross income" (in the case of an estate or trust) exceeds certain threshold amounts.

The Fund's transactions in derivatives (such as futures contracts and swaps) will be subject to special tax rules, the effect of which may be to accelerate income to the Fund, defer losses to the Fund, cause adjustments in the holding periods of the Fund's securities and convert short-term capital losses into long-term capital losses. These rules could therefore affect the amount, timing and character of distributions to you. The Fund's use of derivatives may result in the Fund realizing more short-term capital gains and ordinary income subject to tax at ordinary income tax rates than it would if it did not use derivatives.

Although distributions are generally treated as taxable to you in the year they are paid, distributions declared in October, November or December but paid in January of the following year are taxable as if they were paid in December.

The Fund may be subject to foreign withholding or other foreign taxes on income or gain from certain foreign securities. In general, the Fund may deduct these taxes in computing its taxable income.

If you buy Shares of the Fund before it makes a distribution, the distribution will be taxable to you even though it may actually be a return of a portion of your investment. This is known as "buying into a dividend."

TAXES ON CREATIONS AND REDEMPTIONS OF CREATION UNITS

A person who exchanges securities for Creation Units generally will recognize a gain or loss. The gain or loss will be equal to the difference between the market value of the Creation Units at the time of exchange and the sum of the exchanger's aggregate basis in the securities surrendered and the amount of any cash paid for such Creation Units. A person who exchanges Creation Units for

securities will generally recognize a gain or loss equal to the difference between the exchanger's basis in the Creation Units and the sum of the aggregate market value of the securities received. The Internal Revenue Service, however, may assert that a loss realized upon an exchange of primarily securities for Creation Units cannot be deducted currently under the rules governing "wash sales," or on the basis that there has been no significant change in economic position. Persons exchanging securities for Creation Units or redeeming Creation Units should consult their own tax adviser with respect to whether wash sale rules apply and when a loss might be deductible and the tax treatment of any creation or redemption transaction.

Under current U.S. federal income tax laws, any capital gain or loss realized upon a redemption (or creation) of Creation Units is generally treated as long-term capital gain or loss if the Shares (or securities surrendered) have been held for more than one year and as a short-term capital gain or loss if the Shares (or securities surrendered) have been held for one year or less.

SALES OF FUND SHARES

Your sale of Fund Shares is a taxable transaction for federal income tax purposes, and may also be subject to state and local taxes. When you sell your Shares, you will generally recognize a capital gain or loss in an amount equal to the difference between your adjusted tax basis in the Shares and the amount received. Generally, this capital gain or loss is long-term or short-term depending on whether your holding period exceeds one year, except that any loss realized on Shares held for six months or less will be treated as a long-term capital loss to the extent of any long-term capital gain dividends that were received on the Shares. Additionally, any loss realized on a sale, exchange or redemption of Shares of the Fund may be disallowed under "wash sale" rules to the extent the Shares disposed of are replaced with other Shares of the Fund within a period of 61 days beginning 30 days before and ending 30 days after the date of disposition (such as pursuant to a dividend reinvestment in Shares of the Fund). If disallowed, the loss will be reflected in an adjustment to the basis of the Shares acquired.

OTHER INFORMATION

You may be subject to backup withholding at a rate of 24% with respect to taxable distributions if you do not provide your correct taxpayer identification number, or certify that it is correct, or if you have been notified by the IRS that you are subject to backup withholding.

Non-U.S. investors are generally subject to U.S. withholding tax and may be subject to estate tax with respect to their Fund Shares. However, withholding is generally not required on properly reported distributions to non-U.S. investors of long-term capital gains. Non-U.S. investors generally are not subject to U.S. federal income tax withholding on certain distributions of interest income and/or short-term capital gains that are reported by the Fund. It is expected that the Fund will generally report short-term capital gains, to the extent permitted, but the Fund does not intend to report any distributions attributable to interest income. Therefore, all distributions of interest income will be subject to withholding when paid to non-U.S. investors.

Withholding of U.S. tax (at a 30% rate) is required with respect to payments of taxable dividends made to certain non-U.S. entities that fail to comply (or be deemed compliant) with extensive reporting and withholding requirements designed to inform the U.S. Department of the Treasury of U.S.-owned foreign investment accounts. Shareholders may be requested to provide additional information to enable the applicable withholding agent to determine whether withholding is required.

Reporting to you and the IRS is required annually on Form 1099-B not only with respect to the gross proceeds of Fund Shares you sell or redeem but also their cost basis. Shareholders should contact their intermediaries with respect to reporting of cost basis and available elections with respect to their accounts. You should carefully review the cost basis information provided by the applicable intermediary and make any additional basis, holding period or other adjustments that are required when reporting these amounts on your federal income tax returns.

Other Information

PREMIUM/DISCOUNT INFORMATION

When available, information regarding how often Shares of the Fund traded on Cboe at a premium or discount during the most recently completed calendar year and the most recently completed calendar quarter(s) since that year (or the life of the Fund, if shorter) can be found at www.gsamfunds.com.

CONTINUOUS OFFERING

The method by which Creation Units are created and traded may raise certain issues under applicable securities laws. Because new Creation Units are issued and sold by the Trust on an ongoing basis, a “distribution,” as such term is used in the Securities Act, may occur at any point. Broker dealers and other persons are cautioned that some activities on their part may, depending on the circumstances, result in their being deemed participants in a distribution in a manner which could render them statutory underwriters and subject them to the prospectus delivery and liability provisions of the Securities Act.

For example, a broker dealer firm or its client may be deemed a statutory underwriter if it takes Creation Units after placing an order with the Distributor, breaks them down into constituent Shares, and sells such Shares directly to customers, or if it chooses to couple the creation of a supply of new Shares with an active selling effort involving solicitation of secondary market demand for Shares. A determination of whether one is an underwriter for purposes of the Securities Act must take into account all the facts and circumstances pertaining to the activities of the broker dealer or its client in the particular case, and the examples mentioned above should not be considered a complete description of all the activities that could lead to a categorization as an underwriter.

Broker dealers who are not “underwriters” but are participating in a distribution (as contrasted to ordinary secondary trading transactions), and thus dealing with Shares that are part of an “unsold allotment” within the meaning of Section 4(a)(3)(C) of the Securities Act, would be unable to take advantage of the prospectus delivery exemption provided by Section 4(a)(3) of the Securities Act. This is because the prospectus delivery exemption in Section 4(a)(3) of the Securities Act is not available in respect of such transactions as a result of Section 24(d) of the Investment Company Act. As a result, broker dealer firms should note that dealers who are not underwriters but are participating in a distribution (as contrasted with ordinary secondary market transactions) and thus dealing with the Shares that are part of an overallotment within the meaning of Section 4(a)(3)(A) of the Securities Act would be unable to take advantage of the prospectus delivery exemption provided by Section 4(a)(3) of the Securities Act. Firms that incur a prospectus delivery obligation with respect to Shares are reminded that, under Rule 153 of the Securities Act, a prospectus delivery obligation under Section 5(b)(2) of the Securities Act owed to an exchange member in connection with a sale on the Exchange is satisfied by the fact that the prospectus is available at the Exchange upon request. The prospectus delivery mechanism provided in Rule 153 is only available with respect to transactions on an exchange.

In addition, certain affiliates of the Fund and the Investment Adviser may purchase and resell Fund Shares pursuant to the Prospectus.

DISTRIBUTION AND SERVICE PLAN

The Board of Trustees of the Trust has adopted a distribution and service plan (“Plan”) pursuant to Rule 12b-1 under the Investment Company Act. Under the Plan, the Fund is authorized to pay distribution fees in connection with the sale and distribution of its Shares and pay service fees in connection with the provision of ongoing services to shareholders of the Fund and the maintenance of shareholder accounts in an amount up to 0.25% of its average daily net assets each year.

No Rule 12b-1 fees are currently paid by the Fund, and there are no current plans to impose these fees. However, in the event Rule 12b-1 fees are charged in the future, because these fees are paid out of the Fund’s assets on an ongoing basis, these fees will increase the cost of your investment in the Fund. By purchasing Shares subject to distribution fees and service fees, you may pay more over time than you would by purchasing Shares with other types of sales charge arrangements. Long-term shareholders may pay more than the economic equivalent of the maximum front-end sales charge permitted by the rules of FINRA. The net income attributable to Shares will be reduced by the amount of distribution fees and service fees and other expenses of the Fund.

Appendix A

Additional Information on Portfolio Risks, Securities and Techniques

A. GENERAL PORTFOLIO RISKS

Because the Fund invests in derivatives that provide exposure to equity investments, the Fund will be subject to the risks associated with such investments. “Equity investments” may include common stocks, preferred stocks, warrants, stock purchase rights, interests in REITS, equity interests in trusts, partnerships, joint ventures, limited liability companies and similar enterprises, MLPs, other investment companies (including ETFs) and synthetic and derivative instruments (such as swaps and futures contracts) that have economic characteristics similar to equity securities. In general, the values of equity investments fluctuate in response to the activities of individual companies and in response to general market and economic conditions. Accordingly, the values of such investments may decline over short or extended periods. The stock markets tend to be cyclical, with periods when stock prices generally rise and periods when prices generally decline. This volatility means that the value of your investment in the Fund may increase or decrease. In recent years, certain stock markets have experienced substantial price volatility. To the extent the Fund’s net assets decrease or increase in the future due to price volatility or share redemption or purchase activity, the Fund’s expense ratio may correspondingly increase or decrease from the expense ratio disclosed in this Prospectus.

To the extent the Fund invests in pooled investment vehicles (including investment companies and ETFs), partnerships and REITs, the Fund will be affected by the investment policies, practices and performance of such entities in direct proportion to the amount of assets the Fund invests therein.

To the extent it invests in fixed income securities, the Fund will also be subject to the risks associated with fixed income securities. These risks include interest rate risk and credit/default risk. In general, interest rate risk involves the risk that when interest rates decline, the market value of fixed income securities tends to increase. Conversely, when interest rates increase, the market value of fixed income securities tends to decline. Credit/default risk involves the risk that an issuer or guarantor could default on its obligations, and the Fund will not recover its investment.

A rising interest rate environment could cause the value of the Fund’s fixed income securities to decrease, and fixed income markets to experience increased volatility in addition to heightened levels of liquidity risk. Additionally, decreases in the value of fixed income securities could lead to increased shareholder redemptions, which could impair the Fund’s ability to achieve its investment objective. The risks associated with increasing interest rates are heightened given that interest rates are near historic lows, but may be expected to increase in the future with unpredictable effects on the markets and the Fund’s investments.

The Investment Adviser may use derivative instruments, including financial futures contracts and swap transactions, as well as other types of derivatives. The Fund’s investments in derivative instruments, including financial futures contracts and swaps, can be significant.

Interest rates, fixed income securities prices, the prices of futures and other derivatives, and currency exchange rates can be volatile, and a variance in the degree of volatility or in the direction of the market from the Investment Adviser’s expectations may produce significant losses in the Fund’s investments in derivatives.

Financial futures contracts used by the Fund may include interest rate futures contracts. Further information is included in this Prospectus regarding futures contracts, swaps and other derivative instruments used by the Fund, including information on the risks presented by these instruments and purposes for which they may be used by the Fund.

The Investment Adviser will not consider the portfolio turnover rate a limiting factor in making investment decisions for the Fund. A high rate of portfolio turnover (100% or more) involves correspondingly greater expenses which must be borne by the Fund and its shareholders. The portfolio turnover rate is calculated by dividing the lesser of the dollar amount of sales or purchases of portfolio securities by the average monthly value of the Fund’s portfolio securities, excluding securities having a maturity at the date of purchase of one year or less. See “Financial Highlights” in Appendix B for a statement of the Fund’s historical portfolio turnover rates (when available).

The Fund may, from time to time, enter into arrangements with certain brokers or other counterparties that require the segregation of collateral. For operational, cost or other reasons, when setting up arrangements relating to the execution/clearing of trades, the Fund may choose to select a segregation model which may not be the most protective option available in the case of a default by a broker or counterparty.

The following sections provide further information on certain types of securities and investment techniques that may be used by the Fund, including their associated risks. Additional information is provided in the SAI, which is available upon request. Among other things, the SAI describes certain fundamental investment restrictions that cannot be changed without shareholder approval. You should

note, however, that all investment objectives, and all investment policies not specifically designated as fundamental are non-fundamental and may be changed without shareholder approval. If there is a change in the Fund's investment objective, you should consider whether the Fund remains an appropriate investment in light of your then current financial position and needs.

B. OTHER PORTFOLIO RISKS

Risks of Derivative Investments. The Fund may, to the extent consistent with its investment policies, invest in derivative instruments, including without limitation, options, futures, options on futures, forward contracts, swaps, structured securities and other derivative instruments. Derivatives may be used for both hedging and nonhedging purposes (that is, to seek to increase total return), although suitable derivative instruments may not always be available to the Investment Adviser for these purposes. Losses from derivative instruments can result from a lack of correlation between changes in the value of derivative instruments and the portfolio assets (if any) being hedged, the potential illiquidity of the markets for derivative instruments, the failure of the counterparty to perform its contractual obligations, or the risks related to leverage factors associated with such transactions. Derivatives are also subject to risks arising from margin requirements, which include the risk that the Fund will be required to pay additional margin or set aside additional collateral to maintain open derivatives positions and the risk of loss by the Fund of margin deposits in the event of the bankruptcy or other similar insolvency with respect to a broker or counterparty with whom the Fund has an open derivative position. Losses may also arise if the Fund receives cash collateral under the transactions and some or all of that collateral is invested in the market. To the extent that cash collateral is so invested, such collateral will be subject to market depreciation or appreciation, and the Fund may be responsible for any loss that might result from its investment of the counterparty's cash collateral. If cash collateral is not invested, the Fund may be exposed to additional risk of loss in the event of the insolvency of its custodian holding such collateral. The use of these management techniques also involves the risk of loss if the Investment Adviser is incorrect in its expectation of the timing or level of fluctuations in securities prices, interest rates, currency prices or other variables. Investments in derivative instruments may be harder to value, subject to greater volatility and more likely subject to changes in tax treatment than other investments. For these reasons, the Investment Adviser's attempts to hedge portfolio risks through the use of derivative instruments may not be successful, and the Investment Adviser may choose not to hedge portfolio risks. Using derivatives for nonhedging purposes presents greater risk of loss than derivatives used for hedging purposes.

Risks of Illiquid Investments. The Fund may not acquire any "illiquid investment" if, immediately after the acquisition, the Fund would have invested more than 15% of its net assets in illiquid investments that are assets. An "illiquid investment" is an investment that the Fund reasonably expects cannot be sold or disposed of in current market conditions in seven calendar days or less without the sale or disposition significantly changing the market value of the investment. In determining whether an investment is an illiquid investment, the Investment Adviser will take into account actual or estimated daily transaction volume of an investment, group of related investments or asset class and other relevant market, trading, and investment-specific considerations. In addition, in determining the liquidity of an investment, the Investment Adviser must determine whether trading varying portions of a position in a particular portfolio investment or asset class, in sizes that the Fund would reasonably anticipate trading, is reasonably expected to significantly affect its liquidity, and if so, the Fund must take this determination into account when classifying the liquidity of that investment or asset class.

Investments purchased by the Fund that are liquid at the time of purchase may subsequently become illiquid. If one or more investments in the Fund's portfolio become illiquid, the Fund may exceed the 15% limitation in illiquid investments. In the event that changes in the portfolio or other external events cause the Fund to exceed this limit, the Fund must take steps to bring its illiquid investments that are assets to or below 15% of its net assets within a reasonable period of time. This requirement would not force the Fund to liquidate any portfolio instrument where the Fund would suffer a loss on the sale of that instrument.

In cases where no clear indication of the value of the Fund's portfolio instruments is available, the portfolio instruments will be valued at their fair value according to the valuation procedures approved by the Board of Trustees. These cases include, among others, situations where a security or other asset or liability does not have a price source, or the secondary markets on which an investment has previously been traded are no longer viable, due to its lack of liquidity. For more information on fair valuation, please see "Shareholder Guide—How Are Shares Priced?"

C. PORTFOLIO SECURITIES AND TECHNIQUES

This section provides further information on certain types of securities and investment techniques that may be used by the Fund, including their associated risks.

The Fund may purchase other types of securities or instruments similar to those described in this section if otherwise consistent with the Fund's investment objective and policies. Further information is provided in the SAI, which is available upon request.

U.S. Government Securities. The Fund may invest in U.S. Government Securities. U.S. Government Securities include U.S. Treasury obligations and obligations issued or guaranteed by U.S. government agencies, instrumentalities or sponsored enterprises. U.S. Government Securities may be supported by (i) the full faith and credit of the U.S. Treasury; (ii) the right of the issuer to borrow from

the U.S. Treasury; (iii) the discretionary authority of the U.S. government to purchase certain obligations of the issuer; or (iv) only the credit of the issuer. U.S. Government Securities also include Treasury receipts, zero coupon bonds and other stripped U.S. Government Securities, where the interest and principal components are traded independently. U.S. Government Securities may also include Treasury inflation-protected securities whose principal value is periodically adjusted according to the rate of inflation.

U.S. Government Securities are deemed to include (i) securities for which the payment of principal and interest is backed by an irrevocable letter of credit issued by the U.S. government, its agencies, authorities or instrumentalities; and (ii) participations in loans made to foreign governments or their agencies that are so guaranteed. Certain of these participations may be regarded as illiquid.

U.S. Treasury Securities have historically involved little risk of loss of principal if held to maturity. However, no assurance can be given that the loss of principal will not occur or that the U.S. government will be able or willing to repay the principal or interest when due or will provide financial support to U.S. government agencies, authorities, instrumentalities or sponsored enterprises that issue U.S. Government Securities if it is not obligated to do so by law.

Custodial Receipts and Trust Certificates. The Fund may invest in custodial receipts and trust certificates representing interests in securities held by a custodian or trustee. The securities so held may include U.S. Government Securities or other types of securities in which the Fund may invest. The custodial receipts or trust certificates may evidence ownership of future interest payments, principal payments or both on the underlying securities, or, in some cases, the payment obligation of a third party that has entered into an interest rate swap or other arrangement with the custodian or trustee. For certain securities laws purposes, custodial receipts and trust certificates may not be considered obligations of the U.S. government or other issuer of the securities held by the custodian or trustee. If for tax purposes, the Fund is not considered to be the owner of the underlying securities held in the custodial or trust account, the Fund may suffer adverse tax consequences. As a holder of custodial receipts and trust certificates, the Fund will bear its proportionate share of the fees and expenses charged to the custodial account or trust. The Fund may also invest in separately issued interests in custodial receipts and trust certificates.

REITs. The Fund may invest in REITs. REITs are pooled investment vehicles that invest primarily in either real estate or real estate related loans. The value of a REIT is affected by changes in the value of the properties owned by the REIT or securing mortgage loans held by the REIT. REITs are dependent upon the ability of the REITs' managers, and are subject to heavy cash flow dependency, default by borrowers and the qualification of the REITs under applicable regulatory requirements for favorable income tax treatment. REITs are also subject to risks generally associated with investments in real estate including possible declines in the value of real estate, general and local economic conditions, environmental problems and changes in interest rates. To the extent that assets underlying a REIT are concentrated geographically, by property type or in certain other respects, these risks may be heightened. The Fund will indirectly bear its proportionate share of any expenses, including management fees, paid by a REIT in which it invests.

Preferred Stock, Warrants and Stock Purchase Rights. Preferred stocks are securities that represent an ownership interest providing the holder with claims on the issuer's earnings and assets before common stock owners but after bond owners. Unlike debt securities, the obligations of an issuer of preferred stock, including dividend and other payment obligations, may not typically be accelerated by the holders of such preferred stock on the occurrence of an event of default or other non-compliance by the issuer of the preferred stock.

Warrants and other rights are options to buy a stated number of shares of common stock at a specified price at any time during the life of the warrant or right. The holders of warrants and rights have no voting rights, receive no dividends and have no rights with respect to the assets of the issuer.

Zero Coupon, Deferred Interest, Pay-In-Kind and Capital Appreciation Bonds. The Fund may invest in zero coupon bonds, deferred interest, pay-in-kind and capital appreciation bonds. These bonds are issued at a discount from their face value because interest payments are typically postponed until maturity. Pay-in-kind securities are securities that have interest payable by the delivery of additional securities. The market prices of these securities generally are more volatile than the market prices of interest-bearing securities and are likely to respond to a greater degree to changes in interest rates than interest-bearing securities having similar maturities and credit quality.

Structured Securities. The Fund may invest in structured securities. Structured securities are securities whose value is determined by reference to changes in the value of specific currencies, securities, interest rates, commodities, indices or other financial indicators (the "Reference") or the relative change in two or more References. Investments in structured securities may provide exposure to certain securities or markets in situations where regulatory or other restrictions prevent direct investments in such issuers or markets.

The interest rate or the principal amount payable upon maturity or redemption may be increased or decreased depending upon changes in the applicable Reference. Structured securities may be positively or negatively indexed, so that appreciation of the Reference may produce an increase or decrease in the interest rate or value of the security at maturity. In addition, changes in the interest rates or the value of the security at maturity may be a multiple of changes in the value of the Reference, effectively leveraging the Fund's investments so that small changes in the value of the Reference may result in disproportionate gains or losses to the Fund. Consequently, structured securities may present a greater degree of market risk than many types of securities and may be more volatile,

less liquid and more difficult to price accurately than less complex securities. Structured securities are also subject to the risk that the issuer of the structured securities may fail to perform its contractual obligations. Certain issuers of structured products may be deemed to be investment companies as defined in the Investment Company Act. As a result, the Fund's investments in structured securities may be subject to the limits applicable to investments in other investment companies.

Structured securities are considered hybrid instruments because they are derivative instruments the value of which depends on, or is derived from or linked to, the value of an underlying asset, interest rate index or commodity. Commodity-linked notes are hybrid instruments because the principal and/or interest payments on those notes is linked to the value of the individual commodities, futures contracts or the performance of one or more commodity indices.

Structured securities include, but are not limited to, equity linked notes. An equity linked note is a note whose performance is tied to a single stock, a stock index or a basket of stocks. Equity linked notes combine the principal protection normally associated with fixed income investments with the potential for capital appreciation normally associated with equity investments. Upon the maturity of the note, the holder generally receives a return of principal based on the capital appreciation of the linked securities. Depending on the terms of the note, equity linked notes may also have a "cap" or "floor" on the maximum principal amount to be repaid to holders, irrespective of the performance of the underlying linked securities. For example, a note may guarantee the repayment of the original principal amount invested (even if the underlying linked securities have negative performance during the note's term), but may cap the maximum payment at maturity at a certain percentage of the issuance price or the return of the underlying linked securities. Alternatively, the note may not guarantee a full return on the original principal, but may offer a greater participation in any capital appreciation of the underlying linked securities. The terms of an equity linked note may also provide for periodic interest payments to holders at either a fixed or floating rate. The secondary market for equity linked notes may be limited, and the lack of liquidity in the secondary market may make these securities difficult to dispose of and to value. Equity linked notes will be considered equity securities for purposes of the Fund's investment objective and policies.

Futures Contracts and Options and Swaps on Futures Contracts. Futures contracts are standardized, exchange-traded contracts that provide for the sale or purchase of a specified financial instrument or currency at a future time at a specified price. An option on a futures contract gives the purchaser the right (and the writer of the option the obligation) to assume a position in a futures contract at a specified exercise price within a specified period of time. A swap on a futures contract provides an investor with the ability to gain economic exposure to a particular futures market; however, unlike a futures contract that is exchange traded, a swap on a futures contract is an over-the-counter transaction. A futures contract may be based on particular securities, foreign currencies, securities indices and other financial instruments and indices. The Fund may engage in futures transactions on both U.S. and foreign exchanges.

The Fund may purchase and sell futures contracts, purchase and write call and put options on futures contracts, and enter into swaps on futures contracts, in order to seek to increase total return or to hedge against changes in interest rates, securities prices or currency exchange rates, or to otherwise manage its term structure, sector selection and duration in accordance with its investment objective and policies. The Fund may also enter into closing purchase and sale transactions with respect to such contracts and options.

Futures contracts and related options and swaps present the following risks:

- While the Fund may benefit from the use of futures and options and swaps on futures, unanticipated changes in interest rates, securities prices or currency exchange rates may result in a poorer overall performance than if the Fund had not entered into any futures contracts, options transactions or swaps.
- Because perfect correlation between a futures position and a portfolio position that is intended to be protected is impossible to achieve, the desired protection may not be obtained and the Fund may be exposed to additional risk of loss.
- The loss incurred by the Fund in entering into futures contracts and in writing call options and entering into swaps on futures is potentially unlimited and may exceed the amount of the premium received.
- Futures markets are highly volatile and the use of futures may increase the volatility of the Fund's NAV.
- As a result of the low margin deposits normally required in futures trading, a relatively small price movement in a futures contract may result in substantial losses to the Fund.
- Futures contracts and options and swaps on futures may be illiquid, and exchanges may limit fluctuations in futures contract prices during a single day.
- Foreign exchanges may not provide the same protection as U.S. exchanges.

Other Investment Companies. The Fund may invest in securities of other investment companies, including ETFs and money market funds, subject to statutory limitations prescribed by the Investment Company Act or rules, regulations or exemptive relief thereunder. These statutory limitations include in certain circumstances a prohibition on the Fund acquiring more than 3% of the voting shares of any other investment company, and a prohibition on investing more than 5% of the Fund's total assets in securities of any one investment company or more than 10% of total assets in securities of all investment companies.

Subject to applicable law and/or pursuant to an exemptive order obtained from the SEC or under an exemptive rule adopted by the SEC, the Fund may invest in certain other investment companies (including ETFs and money market funds) and business development companies beyond the statutory limits described above or otherwise provided that certain conditions are met. Some of those investment companies may be funds for which the Investment Adviser or any of its affiliates serves as investment adviser, administrator or distributor.

Additionally, to the extent that any Fund serves as an “acquired fund” to another Goldman Sachs Fund or unaffiliated investment company, the Fund’s ability to invest in other investment companies and private funds may be limited and, under these circumstances, the Fund’s investments in other investment companies and private funds will be consistent with applicable law and/or exemptive rules adopted by or exemptive orders obtained from the SEC. For example, to the extent the Fund serves as an acquired fund in a fund of funds arrangement in reliance on Rule 12d1-4 under the Investment Company Act, the Fund would be prohibited from purchasing or otherwise acquiring the securities of an investment company or private fund if, after such purchase or acquisition, the aggregate value of the Fund’s investments in such investment companies and private funds would exceed 10% of the value of the Fund’s total assets, subject to limited exceptions (including for investments in money market funds).

The use of ETFs is generally intended to help the Fund match the total return of the particular market segments or indices represented by those ETFs, although that may not be the result. Most ETFs are passively managed investment companies whose shares are purchased and sold on a securities exchange. An ETF generally represents a portfolio of securities designed to track a particular market segment or index. An investment in an ETF generally presents the same primary risks as an investment in a conventional fund (i.e., one that is not exchange-traded) that has the same investment objectives, strategies and policies. In addition, an ETF may fail to accurately track the market segment or index that underlies its investment objective. The price of an ETF can fluctuate, and the Fund could lose money investing in an ETF. Moreover, ETFs are subject to the following risks that do not apply to conventional funds: (i) the market price of the ETF’s shares may trade at a premium or a discount to their NAV; (ii) an active trading market for an ETF’s shares may not develop or be maintained; and (iii) there is no assurance that the requirements of the exchange necessary to maintain the listing of an ETF will continue to be met or remain unchanged.

The Fund will indirectly bear its proportionate share of any management fees and other expenses paid by such other investment companies, in addition to the fees and expenses regularly borne by the Fund. Although the Fund does not expect to do so in the foreseeable future, the Fund is authorized to invest substantially all of its assets in a single open-end investment company or series thereof that has substantially the same investment objective, policies and fundamental restrictions as the Fund.

Interest Rate Swaps, Credit Swaps, Currency Swaps, Equity Swaps, Total Return Swaps, Options on Swaps and Interest Rate Caps, Floors and Collars. Interest rate swaps involve the exchange by the Fund with another party of their respective commitments to pay or receive interest, such as an exchange of fixed-rate payments for floating rate payments. Credit swaps involve the receipt of floating or fixed rate payments in exchange for assuming potential credit losses on an underlying security or pool of securities. Credit swaps give one party to a transaction (the buyer of the credit swap) the right to dispose of or acquire an asset (or group of assets or exposure to the performance of an index), or the right to receive a payment from the other party, upon the occurrence of specified credit events. Currency swaps involve the exchange of the parties’ respective rights to make or receive payments in specified currencies. Total return swaps give a party the right to receive the appreciation in the value of a specified security, index or other instrument in return for a fee paid to the counterparty, which will typically be based on an agreed upon interest rate. If the underlying asset in a total return swap declines in value over the term of the swap, the party may also be required to pay the dollar value of that decline to the counterparty. The Fund may also purchase and write (sell) options contracts on swaps, commonly referred to as swaptions. A swaption is an option to enter into a swap agreement. Like other types of options, the buyer of a swaption pays a nonrefundable premium for the option and obtains the right, but not the obligation, to enter into an underlying swap or to modify the terms of an existing swap on agreed-upon terms. The seller of a swaption, in exchange for the premium, becomes obligated (if the option is exercised) to enter into or modify an underlying swap on agreed-upon terms, which generally entails a greater risk of loss than the Fund incurs in buying a swaption. Equity swaps allow the parties to a swap agreement to exchange the dividend income or other components of return on an equity investment (for example, a group of equity securities or an index) for another payment stream. An equity swap may be used by the Fund to invest in a market without owning or taking physical custody of securities in circumstances in which direct investment may be restricted for legal reasons or is otherwise deemed impractical or disadvantageous.

The purchase of an interest rate cap entitles the purchaser, to the extent that a specified index exceeds a predetermined interest rate, to receive payment of interest on a notional principal amount from the party selling such interest rate cap. The purchase of an interest rate floor entitles the purchaser, to the extent that a specified index falls below a predetermined interest rate, to receive payments of interest on a notional principal amount from the party selling the interest rate floor. An interest rate collar is the combination of a cap and a floor that preserves a certain return within a predetermined range of interest rates.

The Fund may enter into swap transactions for hedging purposes or to seek to increase total return. As an example, when the Fund is the buyer of a credit default swap (commonly known as buying protection), it may make periodic payments to the seller of the credit default swap to obtain protection against a credit default on a specified underlying asset (or group of assets). If a default occurs, the seller of a credit default swap may be required to pay the Fund the notional amount of the credit default swap on a specified security

(or group of securities). On the other hand, when the Fund is a seller of a credit default swap (commonly known as selling protection), in addition to the credit exposure the Fund has on the other assets held in its portfolio, the Fund is also subject to the credit exposure on the notional amount of the swap since, in the event of a credit default, the Fund may be required to pay the notional amount of the credit default swap on a specified security (or group of securities) to the buyer of the credit default swap. The Fund will be the seller of a credit default swap only when the credit of the underlying asset is deemed by the Investment Adviser to meet the Fund's minimum credit criteria at the time the swap is first entered into.

The use of interest rate, credit, currency, index, total return and equity swaps, options on swaps, and interest rate caps, floors and collars, is a highly specialized activity which involves investment techniques and risks different from those associated with ordinary portfolio securities transactions. If the Investment Adviser is incorrect in its forecasts of market values, interest rates and currency exchange rates, or in its evaluation of the creditworthiness of swap counterparties and the issuers of the underlying assets, the investment performance of the Fund would be less favorable than it would have been if these investment techniques were not used.

Currently, certain standardized swap transactions are subject to mandatory central clearing and exchange trading. Although central clearing and exchange trading is expected to decrease counterparty risk and increase liquidity compared to bilaterally negotiated swaps, central clearing and exchange trading does not eliminate counterparty risk or illiquidity risk entirely. Depending on the size of the Fund and other factors, the margin required under the rules of a clearinghouse and by a clearing member may be in excess of the collateral required to be posted by the Fund to support its obligations under a similar bilateral, uncleared swap. However, certain applicable regulators have adopted rules imposing certain margin requirements, including minimums, on uncleared swaps which may result in the Fund and its counterparties posting higher amounts for uncleared swaps.

Repurchase Agreements. Repurchase agreements involve the purchase of securities subject to the seller's agreement to repurchase them at a mutually agreed upon date and price. The Fund may enter into repurchase agreements with counterparties approved by the Investment Adviser pursuant to procedures approved by the Board of Trustees that furnish collateral at least equal in value or market price to the amount of their repurchase obligation. The collateral may consist of any type of security in which the Fund is eligible to invest directly. Repurchase agreements involving obligations other than U.S. Government Securities may be subject to additional risks.

If the other party or "seller" defaults, the Fund might suffer a loss to the extent that the proceeds from the sale of the underlying securities and other collateral held by the Fund are less than the repurchase price and the Fund's costs associated with delay and enforcement of the repurchase agreement. In addition, in the event of bankruptcy of the seller, the Fund could suffer additional losses if a court determines that the Fund's interest in the collateral is not enforceable.

The Fund, together with other registered investment companies having advisory agreements with the Investment Adviser or any of its affiliates, may transfer uninvested cash balances into a single joint account, the daily aggregate balance of which will be invested in one or more repurchase agreements.

Borrowings and Reverse Repurchase Agreements. The Fund can borrow money from banks and other financial institutions, in amounts not exceeding one-third of its total assets (including the amount borrowed) and may also enter into reverse repurchase agreements.

Reverse repurchase agreements involve the sale of securities held by the Fund subject to the Fund's agreement to repurchase them at a mutually agreed upon date and price (including interest). Reverse repurchase agreements are generally considered collateralized borrowings. These transactions may be entered into as a temporary measure for emergency purposes or to meet redemption requests. Reverse repurchase agreements may also be entered into when the Investment Adviser expects that the interest income to be earned from the investment of the transaction proceeds will be greater than the related interest expense.

Reverse repurchase agreements involve the risk that the investment return earned by the Fund (from the investment of the proceeds) will be less than the interest expense of the transaction, that the market value of the securities sold by the Fund will decline below the price the Fund is obligated to pay to repurchase the securities, and that the securities may not be returned to the Fund.

Appendix B

Financial Highlights

Because the Funds had not commenced investment operations as of the end of each Fund's fiscal year, financial highlights are not available.

[This page intentionally left blank]

[This page intentionally left blank]

Goldman Sachs U.S. Large Cap Buffer ETFs Prospectus

FOR MORE INFORMATION

Annual/Semi-Annual Report

Additional information about the Fund's investments is or will be available in the Fund's annual and semi-annual reports to shareholders and in Form N-CSR. In the Fund's annual report (when available) you will find a discussion of the market conditions and investment strategies that significantly affected the Fund's performance during the last fiscal year. In Form N-CSR (when available), you will find the Fund's annual and semi-annual financial statements.

Statement of Additional Information

Additional information about the Fund and its policies is also available in the Fund's SAI. The SAI is incorporated by reference into the Prospectus (*i.e.*, is legally considered part of the Prospectus).

The Fund's annual and semi-annual reports to shareholders, SAI and other information such as the Fund's financial statements (when available) are available free upon request by calling Goldman Sachs Funds at 1-800-621-2550. You can also access and download the annual and semi-annual reports, SAI and other information such as the Fund's financial statements (when available) free of charge, at the Fund's website: dfinview.com/GoldmanSachs.

From time to time, certain announcements and other information regarding the Fund may be found at am.gs.com for individual investors and advisers.

To request other information and for shareholder inquiries:

	Shareholders/Authorized Participants	Financial Advisors
■ By telephone:	1-800-621-2550	1-800-292-4726
■ By mail:	Goldman Sachs Funds 71 South Wacker Drive, Suite 1200 Chicago, IL 60606	
■ On the Internet:	SEC EDGAR database – http://www.sec.gov	

Other information about the Fund is available on the EDGAR Database on the SEC's website at <http://www.sec.gov>. You may obtain copies of this information, after paying a duplicating fee, by electronic request at the following e-mail address: publicinfo@sec.gov.

The Trust's investment company registration number is 811-23013.
GSAM® is a registered service mark of Goldman Sachs & Co. LLC.