

# GOLDMAN SACHS TRUST

## Goldman Sachs Alternative Funds

Class A, Class C, Institutional, Investor, Class R, Class R6 and Class P Shares  
of the

### Goldman Sachs Managed Futures Strategy Fund (the “Fund”)

Supplement dated August 5, 2025 to the  
Prospectuses dated April 30, 2025

Effective immediately, Goldman Sachs Asset Management, L.P., the Fund’s investment adviser, has (i) implemented a management fee waiver in order to achieve an effective net management fee rate of 0.70% as an annual percentage rate of average daily net assets of the Fund and (ii) increased the “Other Expenses” limitation for the Fund from 0.254% to 0.054% of the Fund’s average daily net assets.

Accordingly, effective immediately, the Fund’s disclosures are revised as follows:

**The following replaces the “Annual Fund Operating Expenses” table under the “Goldman Sachs Managed Futures Strategy Fund—Summary—Fees and Expenses of the Fund” section in the Multi-Class Shares Prospectus:**

	Class A	Class C	Institutional	Investor	Class R	Class R6
<b>Annual Fund Operating Expenses</b> (expenses that you pay each year as a percentage of the value of your investment)						
Management Fees	1.00%	1.00%	1.00%	1.00%	1.00%	1.00%
Distribution and/or Service (12b-1) Fees	0.25%	0.75%	None	None	0.50%	None
Other Expenses <sup>2</sup>	0.34%	0.59%	0.23%	0.34%	0.34%	0.22%
Service Fees	None	0.25%	None	None	None	None
All Other Expenses	0.34%	0.34%	0.23%	0.34%	0.34%	0.22%
Acquired Fund Fees and Expenses	0.23%	0.23%	0.23%	0.23%	0.23%	0.23%
<b>Total Annual Fund Operating Expenses<sup>2</sup></b>	<b>1.82%</b>	<b>2.57%</b>	<b>1.46%</b>	<b>1.57%</b>	<b>2.07%</b>	<b>1.45%</b>
<b>Fee Waiver and Expense Limitation<sup>3</sup></b>	<b>(0.66)%</b>	<b>(0.66)%</b>	<b>(0.66)%</b>	<b>(0.66)%</b>	<b>(0.66)%</b>	<b>(0.66)%</b>
<b>Total Annual Fund Operating Expenses After Fee Waiver and Expense Limitation</b>	<b>1.16%</b>	<b>1.91%</b>	<b>0.80%</b>	<b>0.91%</b>	<b>1.41%</b>	<b>0.79%</b>

<sup>2</sup> The “Total Annual Fund Operating Expenses” do not correlate to the ratios of net and total expenses to average net assets provided in the Financial Highlights, which reflect the operating expenses of the Fund and do not include “Acquired Fund Fees and Expenses.”

<sup>3</sup> The Investment Adviser has agreed to: (i) waive a portion of the management fee in order to achieve an effective net management fee rate of 0.70% as an annual percentage rate of average daily net assets of the Fund; and (ii) waive a portion of its management fee payable by the Fund in an amount equal to any management fees it earns as an investment adviser to the affiliated funds in which the Fund invests; (iii) waive a portion of its management fee in an amount equal to the management fee paid to the Investment Adviser by the MFS Subsidiary (as defined below) at an annual rate of 0.42% of the MFS Subsidiary’s average daily net assets; and (iv) reduce or limit “Other Expenses” (excluding acquired fund fees and expenses, transfer agency fees and expenses, service fees, taxes, interest, brokerage fees, expenses of shareholder meetings, litigation and indemnification, and extraordinary expenses) to 0.054% of the Fund’s average daily net assets. The management fee waiver arrangement with respect to the MFS Subsidiary may not be discontinued by the Investment Adviser as long as its contract with the MFS Subsidiary is in place. The other management fee waiver and expense limitation arrangements will remain in effect through at least April 30, 2027, and prior to such date the Investment Adviser may not terminate the arrangements without the approval of the Board of Trustees.

**The following replaces the “Annual Fund Operating Expenses” table under the “Goldman Sachs Managed Futures Strategy Fund—Summary—Fees and Expenses of the Fund” section in the Class P Shares Prospectus:**

	Class P
<b>Annual Fund Operating Expenses</b> (expenses that you pay each year as a percentage of the value of your investment)	
Management Fees	1.00%
Other Expenses	0.22%
Acquired Fund Fees and Expenses	0.23%
<b>Total Annual Fund Operating Expenses<sup>1</sup></b>	<b>1.45%</b>
<b>Fee Waiver and Expense Limitation<sup>2</sup></b>	<b>(0.66)%</b>
<b>Total Annual Fund Operating Expenses After Fee Waiver and Expense Limitation</b>	<b>0.79%</b>

<sup>1</sup> The “Total Annual Fund Operating Expenses” do not correlate to the ratios of net and total expenses to average net assets provided in the Financial Highlights, which reflect the operating expenses of the Fund and do not include “Acquired Fund Fees and Expenses.”

<sup>2</sup> The Investment Adviser has agreed to: (i) waive a portion of the management fee in order to achieve an effective net management fee rate of 0.70% as an annual percentage rate of average daily net assets of the Fund; and (ii) waive a portion of its management fee payable by the Fund in an amount equal to any management fees it earns as an investment adviser to the affiliated funds in which the Fund invests; (iii) waive a portion of its management fee in an amount equal to the management fee paid to the Investment Adviser by the MFS Subsidiary (as defined below) at an annual rate of 0.42% of the MFS Subsidiary’s average daily net assets; and (iv) reduce or limit “Other Expenses” (excluding acquired fund fees and expenses, transfer agency fees and expenses, taxes, interest, brokerage fees, expenses of shareholder meetings, litigation and indemnification, and extraordinary expenses) to 0.054% of the Fund’s average daily net assets. The management fee waiver arrangement with respect to the MFS Subsidiary may not be discontinued by the Investment Adviser as long as its contract with the MFS Subsidiary is in place. The other management fee waiver and expense limitation arrangements will remain in effect through at least April 30, 2027, and prior to such date the Investment Adviser may not terminate the arrangements without the approval of the Board of Trustees.

The following replaces the table under the “*Goldman Sachs Managed Futures Strategy Fund—Summary—Expense Example*” section in the Multi-Class Shares Prospectus:

	1 Year	3 Years	5 Years	10 Years
Class A Shares	\$662	\$1,030	\$1,423	\$2,519
Class C Shares	\$294	\$ 737	\$1,306	\$2,856
Institutional Shares	\$ 82	\$ 397	\$ 735	\$1,690
Investor Shares	\$ 93	\$ 431	\$ 793	\$1,811
Class R Shares	\$144	\$ 585	\$1,053	\$2,348
Class R6 Shares	\$ 81	\$ 394	\$ 729	\$1,678
Class C Shares – Assuming no redemption	\$194	\$ 737	\$1,306	\$2,856

The following replaces the table under the “*Goldman Sachs Managed Futures Strategy Fund—Summary—Expense Example*” section in the Class P Shares Prospectus:

	1 Year	3 Years	5 Years	10 Years
Class P Shares	\$81	\$394	\$729	\$1,678

The following replaces, in its entirety, the second paragraph under the “*Service Providers—Management Fee and Other Expenses*” section in the Prospectuses:

The Investment Adviser has agreed to waive a portion of its management fee in order to achieve an effective net management fee rate of 0.70% as an annual percentage of the Managed Futures Strategy Fund’s average daily net assets. This arrangement will remain in effect through at least April 30, 2027, and prior to such date, the Investment Adviser may not terminate the arrangement without the approval of the Board of Trustees. In addition, the Investment Adviser has agreed to waive a portion of its management fee payable by each Fund in an amount equal to any management fees it earns as an investment adviser of the affiliated funds in which the Fund invests, except those management fees it earns from the Fund’s investments of cash collateral received in connection with securities lending transactions in affiliated funds. These arrangements will remain in effect through at least April 30, 2026, for the Absolute Return Tracker Fund and Commodity Strategy Fund, and through at least April 30, 2027, for the Managed Futures Strategy Fund, and prior to such dates, the Investment Adviser may not terminate the arrangements without the approval of the Board of Trustees. The management fee waivers may be modified or terminated by the Investment Adviser at its discretion and without shareholder approval after such date, although the Investment Adviser does not presently intend to do so.

The following replaces, in its entirety, the seventh paragraph under the “*Service Providers—Management Fee and Other Expenses*” section in the Prospectuses:

The Investment Adviser has agreed to reduce or limit “Other Expenses” (excluding acquired fund fees and expenses, transfer agency fees and expenses, service fees and shareholder administration fees (as applicable), taxes, dividend and interest expenses on short sales, interest, brokerage fees, expenses of shareholder meetings, litigation and indemnification, and extraordinary expenses), to 0.014% and 0.074% of average daily net assets for the Absolute Return Tracker Fund and Commodity Strategy Fund, respectively, through at least April 30, 2026, and to 0.054% of average daily net assets for the Managed Futures Strategy Fund through at least April 30, 2027, and prior to such dates, the Investment Adviser may not terminate the arrangements without the approval of the Board of Trustees. The expense limitations may be modified or terminated by the Investment Adviser at its discretion and without shareholder approval after such date, although the Investment Adviser does not presently intend to do so. The Fund’s “Other Expenses” may be further reduced by any custody and transfer agency fee credits received by the Fund.

**This Supplement should be retained with your Prospectuses for future reference.**

# Prospectus

April 30, 2025

**Goldman  
Sachs**

Asset  
Management

## GOLDMAN SACHS ALTERNATIVE FUNDS

- Goldman Sachs Absolute Return Tracker Fund
  - Class A Shares: GARTX
  - Class C Shares: GCRTX
  - Institutional Shares: GJRTX
  - Investor Shares: GSRTX
  - Class R Shares: GRRTX
  - Class R6 Shares: GARUX
- Goldman Sachs Commodity Strategy Fund
  - Class A Shares: GSCAX
  - Class C Shares: GSCCX
  - Institutional Shares: GCCIX
  - Investor Shares: GCCTX
  - Class R Shares: GCCRX
  - Class R6 Shares: GCCUX
- Goldman Sachs Managed Futures Strategy Fund
  - Class A Shares: GMSAX
  - Class C Shares: GMSCX
  - Institutional Shares: GMSSX
  - Investor Shares: GFIRX
  - Class R Shares: GFFRX
  - Class R6 Shares: GMSWX

THE SECURITIES AND EXCHANGE COMMISSION AND COMMODITY FUTURES TRADING COMMISSION HAVE NOT APPROVED OR DISAPPROVED THESE SECURITIES OR PASSED UPON THE ADEQUACY OF THIS PROSPECTUS. ANY REPRESENTATION TO THE CONTRARY IS A CRIMINAL OFFENSE.

AN INVESTMENT IN A FUND IS NOT A BANK DEPOSIT AND IS NOT INSURED BY THE FEDERAL DEPOSIT INSURANCE CORPORATION OR ANY OTHER GOVERNMENT AGENCY. AN INVESTMENT IN A FUND INVOLVES INVESTMENT RISKS, AND YOU MAY LOSE MONEY IN A FUND.

# Table of Contents

Goldman Sachs Absolute Return Tracker Fund—Summary	1
Goldman Sachs Commodity Strategy Fund—Summary	9
Goldman Sachs Managed Futures Strategy Fund—Summary	16
Investment Management Approach	24
Risks of the Funds	32
Service Providers	44
Distributions	49
Shareholder Guide	50
How To Buy Shares	50
How To Sell Shares	59
Taxation	66
Appendix A	
Additional Information on Portfolio Risks, Securities and Techniques	69
Appendix B	
Financial Highlights	88
Appendix C	
Additional Information About Sales Charge Variations, Waivers and Discounts	106

## Goldman Sachs Absolute Return Tracker Fund—Summary

### INVESTMENT OBJECTIVE

The Goldman Sachs Absolute Return Tracker Fund (the “Fund”) seeks to deliver long-term total return consistent with investment results that approximate the return and risk patterns of a diversified universe of hedge funds.

### FEES AND EXPENSES OF THE FUND

This table describes the fees and expenses that you may pay if you buy, hold and sell shares of the Fund. **You may pay other fees, such as brokerage commissions and other fees to financial intermediaries, which are not reflected in the table and Example below.** You may qualify for sales charge discounts on purchases of Class A Shares if you invest at least \$50,000 in Goldman Sachs Funds. More information about these and other discounts is available from your financial professional and in “Shareholder Guide—Common Questions Applicable to the Purchase of Class A Shares” beginning on page 55 and in Appendix C—Additional Information About Sales Charge Variations, Waivers and Discounts on page 106 of the Prospectus and “Other Information Regarding Maximum Sales Charge, Purchases, Redemptions, Exchanges and Dividends” beginning on page B-175 of the Fund’s Statement of Additional Information (“SAI”).

#### Shareholder Fees

(fees paid directly from your investment)

	Class A	Class C	Institutional	Investor	Class R	Class R6
Maximum Sales Charge (Load) Imposed on Purchases (as a percentage of offering price)	5.50%	None	None	None	None	None
Maximum Deferred Sales Charge (Load) (as a percentage of the lower of original purchase price or sale proceeds) <sup>1</sup>	None	1.00%	None	None	None	None

#### Annual Fund Operating Expenses

(expenses that you pay each year as a percentage of the value of your investment)

	Class A	Class C	Institutional	Investor	Class R	Class R6
Management Fees	0.63%	0.63%	0.63%	0.63%	0.63%	0.63%
Distribution and/or Service (12b-1) Fees	0.25%	0.75%	None	None	0.50%	None
Other Expenses	0.19%	0.44%	0.08%	0.19%	0.19%	0.07%
Service Fees	None	0.25%	None	None	None	None
All Other Expenses	0.19%	0.19%	0.08%	0.19%	0.19%	0.07%
Acquired Fund Fees and Expenses	0.12%	0.12%	0.12%	0.12%	0.12%	0.12%
<b>Total Annual Fund Operating Expenses<sup>2</sup></b>	<b>1.19%</b>	<b>1.94%</b>	<b>0.83%</b>	<b>0.94%</b>	<b>1.44%</b>	<b>0.82%</b>
Fee Waiver and Expense Limitation <sup>3</sup>	(0.09%)	(0.09%)	(0.09%)	(0.09%)	(0.09%)	(0.09%)
<b>Total Annual Fund Operating Expenses After Fee Waiver and Expense Limitation</b>	<b>1.10%</b>	<b>1.85%</b>	<b>0.74%</b>	<b>0.85%</b>	<b>1.35%</b>	<b>0.73%</b>

<sup>1</sup> A contingent deferred sales charge (“CDSC”) of 1% is imposed on Class C Shares redeemed within 12 months of purchase.

<sup>2</sup> The “Total Annual Fund Operating Expenses” do not correlate to the ratios of net and total expenses to average net assets provided in the Financial Highlights, which reflect the operating expenses of the Fund and do not include “Acquired Fund Fees and Expenses.”

<sup>3</sup> The Investment Adviser has agreed to: (i) waive a portion of its management fee payable by the Fund in an amount equal to any management fees it earns as an investment adviser to the affiliated funds in which the Fund invests, except those management fees it earns from the Fund’s investments of cash collateral received in connection with securities lending transactions in affiliated funds; (ii) waive a portion of its management fee in an amount equal to the management fee paid to the Investment Adviser by the ART Subsidiary (as defined below) at an annual rate of 0.42% of the ART Subsidiary’s average daily net assets; and (iii) reduce or limit “Other Expenses” (excluding acquired fund fees and expenses, transfer agency fees and expenses, service fees, taxes, dividend and interest expenses on short sales, interest, brokerage fees, expenses of shareholder meetings, litigation and indemnification, and extraordinary expenses) to 0.014% of the Fund’s average daily net assets. The management fee waiver arrangement with respect to the ART Subsidiary may not be discontinued by the Investment Adviser as long as its contract with the ART Subsidiary is in place. The other management fee waiver and expense limitation arrangements will remain in effect through at least April 30, 2026, and prior to such date the Investment Adviser may not terminate the arrangements without the approval of the Board of Trustees.

### EXPENSE EXAMPLE

This Example is intended to help you compare the cost of investing in the Fund with the cost of investing in other mutual funds.

The Example assumes that you invest \$10,000 in Class A, Class C, Institutional, Investor, Class R and/or Class R6 Shares of the Fund for the time periods indicated and then redeem all of your Class A, Class C, Institutional, Investor, Class R and/or Class R6 Shares at the end of those periods. The Example also assumes that your investment has a 5% return each year and that the Fund's operating expenses remain the same (except that the Example incorporates the fee waiver and expense limitation arrangements for only the first year). Although your actual costs may be higher or lower, based on these assumptions your costs would be:

	1 Year	3 Years	5 Years	10 Years
Class A Shares	\$656	\$899	\$1,160	\$1,906
Class C Shares	\$288	\$600	\$1,039	\$2,257
Institutional Shares	\$76	\$256	\$452	\$1,017
Investor Shares	\$87	\$291	\$511	\$1,146
Class R Shares	\$137	\$447	\$778	\$1,716
Class R6 Shares	\$75	\$253	\$446	\$1,005
Class C Shares – Assuming no redemption	\$188	\$600	\$1,039	\$2,257

## PORTFOLIO TURNOVER

The Fund pays transaction costs when it buys and sells securities or instruments (*i.e.*, “turns over” its portfolio). A high rate of portfolio turnover may result in increased transaction costs, including brokerage commissions, which must be borne by the Fund and its shareholders, and is also likely to result in higher short-term capital gains for taxable shareholders. These costs are not reflected in the annual fund operating expenses or in the expense example above, but are reflected in the Fund's performance. The Fund's portfolio turnover rate for the fiscal year ended December 31, 2024 was 179% of the average value of its portfolio.

## PRINCIPAL STRATEGY

The Fund's Investment Adviser believes that hedge funds derive a large portion of their returns from exposure to sources of market risk (“Market Exposures”) and “Trading Strategies” involving long and/or short positions in Market Exposures and/or individual securities or baskets of securities. In seeking to meet its investment objective, the Fund uses a dynamic investment process to seek to identify the appropriate weights to Market Exposures and Trading Strategies that approximate the return and risk patterns of specific hedge fund sub-strategies. The hedge fund sub-strategies whose returns the Fund seeks to approximate include, but are not limited to, Equity Long Short, Event Driven, Relative Value and Macro sub-strategies (each a “Hedge Fund Sub-Strategy”). To establish the Market Exposures and Trading Strategies that drive the returns of the Hedge Fund Sub-Strategies, the Investment Adviser uses industry analysis of hedge funds, including hedge fund return databases, prime brokerage reports, industry participants and regulatory filings and other public sources. The Investment Adviser then applies a quantitative methodology, in combination with a qualitative overlay, to assess the appropriate weight to each Market Exposure and Trading Strategy. The Fund may seek to establish long and/or short positions in a multitude of Market Exposures, including but not limited to:

- U.S. and non-U.S. (including emerging market) equity indices;
- U.S. and non-U.S. (including emerging market) fixed income indices;
- Credit indices;
- Interest rates;
- Commodity indices;
- Master limited partnership (“MLP”) indices;
- Foreign currency exchange rates;
- Baskets of top positions held by hedge funds;
- Single stocks and single commodities;
- Volatility; and
- Market momentum/trends.

The Fund invests in instruments that the Investment Adviser believes will assist the Fund in gaining exposure to the Market Exposures. The instruments in which the Fund may invest include, but are not limited to:

- Equity securities (including securities that may convert into equity securities);
- U.S. corporate bonds and other fixed income securities (including non-investment grade fixed income securities (commonly known as “junk bonds”));
- Futures (including equity index futures, interest rate futures, bond futures and volatility futures);
- Swaps (including total or excess return swaps and credit default swaps on indices);
- Options (including listed equity index put and call options, listed government bond future put and call options, options on volatility, and swaptions);
- Structured notes (including commodity-linked notes);
- Exchange-traded funds (“ETFs”);
- Forward contracts (including currency forward contracts on developed and emerging markets currencies);

- Wholly-owned subsidiary (to gain exposure to the commodities markets);
- Asset and mortgage-backed securities and real estate investment trusts (“REITs”);
- U.S. government securities, including agency debentures, and other high quality debt securities; and
- Cash equivalents.

*Investment in the Subsidiary.* The Fund seeks to gain exposure to the commodities markets by investing in a wholly-owned subsidiary of the Fund organized as a limited liability company under the laws of the Cayman Islands, Cayman Commodity – ART, LLC (the “ART Subsidiary”). The ART Subsidiary is advised by the Investment Adviser and seeks to gain commodities exposure. The Fund may invest up to 25% of its total assets in the ART Subsidiary. The ART Subsidiary primarily obtains its commodity exposure by investing in commodity-linked derivative instruments (which may include total or excess return swaps on commodity indexes, sub-indexes and single commodities, as well as commodity (U.S. or foreign) futures, commodity options and commodity-linked notes).

Commodity-linked swaps are derivative instruments whereby the cash flows agreed upon between counterparties are dependent upon the price of the underlying commodity or commodity index over the life of the swap. Commodity futures contracts are standardized, exchange-traded contracts that provide for the sale or purchase of, or economic exposure to the price of, a commodity or a specified basket of commodities at a future time. An option on commodities gives the purchaser the right (and the writer of the option the obligation) to assume a position in a commodity or a specified basket of commodities at a specified exercise price within a specified period of time. The value of these commodity-linked derivatives will rise and fall in response to changes in the underlying commodity or commodity index. Commodity-linked derivatives expose the ART Subsidiary and the Fund economically to movements in commodity prices. Such instruments may be leveraged so that small changes in the underlying commodity prices would result in disproportionate changes in the value of the instrument. Neither the Fund nor the ART Subsidiary invests directly in physical commodities. The ART Subsidiary may also invest in other instruments, including fixed income securities, either as investments or to serve as margin or collateral for its swap positions, as well as volatility index derivatives and foreign currency transactions (including forward contracts).

The Fund may from time to time hold foreign currencies. Additionally, as a result of the Fund’s use of derivatives, the Fund may also hold as collateral significant amounts of U.S. Treasury or short-term investments, including money market funds, repurchase agreements, cash and time deposits. In managing the collateral portion of the Fund’s investment strategy, the Investment Adviser generally seeks capital preservation.

The weighting of a Market Exposure or Trading Strategy within the Fund may be positive or negative. A negative weighting will result from establishing a short position with respect to a Market Exposure or Trading Strategy. As a result of the Fund’s negative weightings in various Market Exposures or Trading Strategies from time to time, the Fund’s net asset value (“NAV”) per share may decline during certain periods, even if the value of any or all of the Market Exposures or Trading Strategies increases during that time. Additionally, the sum of the Fund’s target weightings to each Market Exposure or Trading Strategy may not equal 100%.

The Fund may make investment decisions that deviate from those generated by the Investment Adviser’s proprietary investment model, at the discretion of the Investment Adviser. In addition, the Investment Adviser may, in its discretion, make changes to the quantitative methodology used by the Fund, and the Fund may use other proprietary methodologies based on the Investment Adviser’s proprietary research.

The Fund does not invest in hedge funds.

The Investment Adviser measures the Fund’s performance against the ICE BofAML Three-Month U.S. Treasury Bill Index.

#### PRINCIPAL RISKS OF THE FUND

**Loss of money is a risk of investing in the Fund.** The investment program of the Fund is speculative, entails substantial risks and includes alternative investment techniques not employed by traditional mutual funds. The Fund should not be relied upon as a complete investment program. The Fund’s investment techniques (if they do not perform as designed) may increase the volatility of performance and the risk of investment loss, including the loss of the entire amount that is invested, and there can be no assurance that the investment objective of the Fund will be achieved. Moreover, certain investment techniques which the Fund may employ in its investment program can substantially increase the adverse impact to which the Fund’s investments may be subject. There is no assurance that the investment processes of the Fund will be successful, that the techniques utilized therein will be implemented successfully or that they are adequate for their intended uses, or that the discretionary element of the investment processes of the Fund will be exercised in a manner that is successful or that is not adverse to the Fund. An investment in the Fund is not a bank deposit and is not insured or guaranteed by the Federal Deposit Insurance Corporation (“FDIC”) or any government agency. Investors should carefully consider these risks before investing.

**In addition, the Fund’s NAV may fluctuate substantially over time.** Because the Fund attempts to approximate the return and risk patterns of a diversified universe of hedge funds, the Fund’s performance may potentially be lower than the returns of the broader stock market. Accordingly, the Fund should be considered a speculative investment entailing a high degree of risk and is not suitable for all investors. The Fund’s principal risks are presented below in alphabetical order, and not in the order of importance or potential exposure.

**Absence of Regulation Risk.** The Fund engages in over-the-counter (“OTC”) transactions, which trade in a dealer network, rather than on an exchange. In general, there is less governmental regulation and supervision of transactions in the OTC markets than of transactions entered into on organized exchanges.



**Commodity Sector Risk.** Exposure to the commodities markets may subject the Fund to greater volatility than investments in more traditional securities. The value of commodity-linked investments may be affected by changes in overall market movements, commodity index volatility, changes in interest rates, or factors affecting a particular industry or commodity, such as drought, floods, weather, livestock disease, embargoes, tariffs and international economic, business, political and regulatory developments. The prices of energy, industrial metals, precious metals, agriculture and livestock sector commodities may fluctuate widely due to factors such as changes in value, supply and demand and governmental regulatory policies. The commodity-linked investments in which the ART Subsidiary enters into may involve counterparties in the financial services sector, and events affecting the financial services sector may cause the ART Subsidiary's, and therefore the Fund's, share value to fluctuate.

**Counterparty Risk.** Many of the protections afforded to cleared transactions, such as the security afforded by transacting through a clearing house, might not be available in connection with OTC transactions. Therefore, in those instances in which the Fund enters into uncleared OTC transactions, the Fund will be subject to the risk that its direct counterparty will not perform its obligations under the transactions and that the Fund will sustain losses.

**Credit/Default Risk.** An issuer or guarantor of fixed income securities or instruments held by the Fund (which may have low credit ratings) may default on its obligation to pay interest and repay principal or default on any other obligation. The credit quality of the Fund's portfolio securities or instruments may meet the Fund's credit quality requirements at the time of purchase but then deteriorate thereafter, and such a deterioration can occur rapidly. In certain instances, the downgrading or default of a single holding or guarantor of the Fund's holding may impair the Fund's liquidity and have the potential to cause significant deterioration in net asset value ("NAV"). These risks are heightened in market environments where interest rates are rising as well as in connection with the Fund's investments in non-investment grade fixed income securities.

**Derivatives Risk.** The Fund's use of options, futures, forwards, swaps, options on swaps, structured securities and other derivative instruments may result in losses. These instruments, which may pose risks in addition to and greater than those associated with investing directly in securities, currencies or other instruments, may be illiquid or less liquid, volatile, difficult to price and leveraged so that small changes in the value of underlying instruments may produce disproportionate losses to the Fund. Certain derivatives are also subject to counterparty risk, which is the risk that the other party in the transaction will not fulfill its contractual obligations. The use of derivatives is a highly specialized activity that involves investment techniques and risks different from those associated with investments in more traditional securities and instruments.

**Expenses Risk.** By investing in pooled investment vehicles (including investment companies and exchange-traded funds ("ETFs")), partnerships, and real estate investment trusts ("REITs") ("Underlying Funds") indirectly through the Fund, the investor will incur not only a proportionate share of the expenses of those Underlying Funds held by the Fund (including operating costs and investment management fees), but also the expenses of the Fund.

**Foreign and Emerging Countries Risk.** Foreign securities may be subject to risk of loss because of more or less foreign government regulation; less public information; less stringent investor protections; less stringent accounting, corporate governance, financial reporting and disclosure standards; and less economic, political and social stability in the countries in which the Fund invests. The imposition of sanctions, exchange controls (including repatriation restrictions), confiscations, trade restrictions (including tariffs) and other government restrictions by the United States and other governments, or from problems in share registration, settlement or custody, may also result in losses. The type and severity of sanctions and other similar measures, including counter sanctions and other retaliatory actions, that may be imposed could vary broadly in scope, and their impact is impossible to predict. For example, the imposition of sanctions and other similar measures could, among other things, cause a decline in the value and/or liquidity of securities issued by the sanctioned country or companies located in or economically tied to the sanctioned country and increase market volatility and disruption in the sanctioned country and throughout the world. Sanctions and other similar measures could limit or prevent the Fund from buying and selling securities (in the sanctioned country and other markets), significantly delay or prevent the settlement of securities transactions, and significantly impact the Fund's liquidity and performance. Foreign risk also involves the risk of negative foreign currency exchange rate fluctuations, which may cause the value of securities denominated in such foreign currency (or other instruments through which the Fund has exposure to foreign currencies) to decline in value. Currency exchange rates may fluctuate significantly over short periods of time. These risks are more pronounced in connection with the Fund's investments in securities of issuers located in, or otherwise economically tied to, emerging countries.

**Interest Rate Risk.** When interest rates increase, fixed income securities or instruments held by the Fund will generally decline in value. Long-term fixed income securities or instruments will normally have more price volatility because of this risk than short-term fixed income securities or instruments. Changing interest rates may have unpredictable effects on the markets, may result in heightened market volatility and may detract from Fund performance. In addition, changes in monetary policy may exacerbate the risks associated with changing interest rates. Funds with longer average portfolio durations will generally be more sensitive to changes in interest rates than funds with a shorter average portfolio duration. Fluctuations in interest rates may also affect the liquidity of fixed income securities and instruments held by the Fund.

**Investing in the Underlying Funds.** The investments of the Fund may be concentrated in one or more Underlying Funds (including ETFs and other registered investment companies) subject to limitations and/or conditions prescribed by the Investment Company Act of 1940, as amended (the "Investment Company Act"), or rules, regulations or exemptive relief thereunder. The Fund's investment performance is directly related to the investment performance of the Underlying Funds it holds. The Fund is subject to the risk factors associated with the investments of the Underlying Funds in direct proportion to the amount of assets allocated to each. If the Fund has a relative concentration of its portfolio in a single Underlying Fund, it may be more susceptible to adverse developments affecting that Underlying Fund and may be more susceptible to losses because of these developments.



**Investment Style Risk.** Different investment styles (e.g., “growth”, “value” or “quantitative”) tend to shift in and out of favor depending upon market and economic conditions and investor sentiment. The Fund employs a “quantitative” style, and may outperform or underperform other funds that invest in similar asset classes but employ different investment styles.

**Large Shareholder Transactions Risk.** The Fund may experience adverse effects when certain large shareholders purchase or redeem large amounts of shares of the Fund. Such large shareholder redemptions, which may occur rapidly or unexpectedly, may cause the Fund to sell portfolio securities at times when it would not otherwise do so, which may negatively impact the Fund’s NAV and liquidity. Similarly, large Fund share purchases may adversely affect the Fund’s performance to the extent that the Fund is delayed in investing new cash or otherwise maintains a larger cash position than it ordinarily would. These transactions may also accelerate the realization of taxable income to shareholders if such sales of investments resulted in gains, and may also increase transaction costs. In addition, a large redemption could result in the Fund’s current expenses being allocated over a smaller asset base, leading to an increase in the Fund’s expense ratio.

**Leverage Risk.** Borrowing and the use of derivatives may result in leverage and may make the Fund more volatile. The use of leverage may cause the Fund to liquidate portfolio positions to satisfy its obligations when it may not be advantageous to do so. The use of leverage by the Fund can substantially increase the adverse impact to which the Fund’s investment portfolio may be subject.

**Liquidity Risk.** The Fund may make investments that are illiquid or that may become less liquid in response to market developments or adverse investor perceptions. Illiquid investments may be more difficult to value. Liquidity risk may also refer to the risk that the Fund will not be able to pay redemption proceeds within the allowable time period because of unusual market conditions, declining prices of the securities sold, an unusually high volume of redemption requests or other reasons. To meet redemption requests, the Fund may be forced to sell investments at an unfavorable time and/or under unfavorable conditions. Liquidity risk may be the result of, among other things, the reduced number and capacity of traditional market participants to make a market in fixed income securities or the lack of an active market. The potential for liquidity risk may be magnified by a rising interest rate environment or other circumstances where investor redemptions from fixed income funds may be higher than normal, potentially causing increased supply in the market due to selling activity. These risks may be more pronounced in connection with the Fund’s investments in securities of issuers located in emerging market countries. Redemptions by large shareholders may have a negative impact on the Fund’s liquidity.

**Management Risk.** A strategy used by the Investment Adviser may fail to produce the intended results. The Investment Adviser attempts to execute a complex strategy for the Fund using proprietary quantitative models. Investments selected using these models may perform differently than expected as a result of the factors used in the models, the weight placed on each factor, changes from the factors’ historical trends, and technical and other issues in the construction, implementation and maintenance of the models (including, for example, data problems, unauthorized changes and/or software issues). There is no guarantee that the Investment Adviser’s use of these quantitative models will result in effective investment decisions for the Fund. Additionally, commonality of holdings across quantitative money managers may amplify losses.

**Market Risk.** The value of the securities in which the Fund invests may go up or down in response to the prospects of individual companies, particular sectors, governments or countries and/or general economic conditions throughout the world due to increasingly interconnected global economies and financial markets. Events such as war, military conflict, geopolitical disputes, acts of terrorism, social or political unrest, natural disasters, recessions, inflation, rapid interest rate changes, supply chain disruptions, tariffs and other restrictions on trade, sanctions or the spread of infectious illness or other public health threats, or the threat or potential of one or more such events and developments, could also significantly impact the Fund and its investments.

**Master Limited Partnership Risk.** Investments in securities of an MLP involve risks that differ from investments in common stock, including risks related to limited control and limited rights to vote on matters affecting the MLP. Certain MLP securities may trade in lower volumes due to their smaller capitalizations, and may be subject to more abrupt or erratic price movements and lower market liquidity. MLPs are generally considered interest-rate sensitive investments. During periods of interest rate volatility, these investments may not provide attractive returns.

Investments in securities of an MLP also include tax-related risks. For example, to the extent a distribution received by the Fund from an MLP is treated as a return of capital, the Fund’s adjusted tax basis in the interests of the MLP may be reduced, which will result in an increase in an amount of income or gain (or decrease in the amount of loss) that will be recognized by the Fund for tax purposes upon the sale of any such interests or upon subsequent distributions in respect of such interests.

**Mid-Cap and Small-Cap Risk.** Investments in mid-capitalization and small-capitalization companies involve greater risks than those associated with larger, more established companies. These securities may be subject to more abrupt or erratic price movements and may lack sufficient market liquidity, and these issuers often face greater business risks.

**Non-Hedging Foreign Currency Trading Risk.** The Fund may engage in forward foreign currency transactions for hedging and non-hedging purposes. The Investment Adviser may purchase or sell foreign currencies through the use of forward contracts based on the Investment Adviser’s judgment regarding the direction of the market for a particular foreign currency or currencies. In pursuing this strategy, the Investment Adviser seeks to profit from anticipated movements in currency rates by establishing “long” and/or “short” positions in forward contracts on various foreign currencies. Foreign exchange rates can be extremely volatile and a variance in the degree of volatility of the market or in the direction of the market from the Investment Adviser’s expectations may produce significant losses to the Fund. Some of these transactions may also be subject to interest rate risk.

**Other Investment Companies Risk.** By investing in other investment companies (including ETFs) indirectly through the Fund, investors will incur a proportionate share of the expenses of the other investment companies held by the Fund (including operating costs and investment management fees) in addition to the fees regularly borne by the Fund. In addition, the Fund will be affected by the investment policies, practices and performance of such investment companies in direct proportion to the amount of assets the Fund invests therein.

**Portfolio Turnover Rate Risk.** A high rate of portfolio turnover (100% or more) involves correspondingly greater expenses which must be borne by the Fund and its shareholders, and is also likely to result in short-term capital gains taxable to shareholders.

**Short Position Risk.** The Fund may enter into a short position through a futures contract, an option or swap agreement or through short sales of any instrument that the Fund may purchase for investment. Taking short positions involves leverage of the Fund's assets and presents various risks. If the value of the underlying instrument or market in which the Fund has taken a short position increases, then the Fund will incur a loss equal to the increase in value from the time that the short position was entered into plus any related interest payments or other fees. Taking short positions involves the risk that losses may be disproportionate, may exceed the amount invested and may be unlimited.

**Stock Risk.** Stock prices have historically risen and fallen in periodic cycles. U.S. and foreign stock markets have experienced periods of substantial price volatility in the past and may do so again in the future.

**Subsidiary Risk.** The ART Subsidiary is not registered under the Investment Company Act of 1940, as amended ("Investment Company Act") and is not subject to all the investor protections of the Investment Company Act. Changes in the laws of the United States and/or the Cayman Islands could result in the inability of the Fund and/or the ART Subsidiary to operate as described in the Prospectus and the SAI and could adversely affect the Fund.

**Swaps Risk.** In a standard "swap" transaction, two parties agree to exchange the returns, differentials in rates of return or some other amount earned or realized on the "notional amount" of predetermined investments or instruments, which may be adjusted for an interest factor. Swaps can involve greater risks than direct investment in securities, because swaps may be leveraged and subject to counterparty risk (e.g., the risk of a counterparty's defaulting on the obligation or bankruptcy), credit risk and pricing risk (i.e., swaps may be difficult to value). Swaps may also be considered illiquid. It may not be possible for the Fund or the ART Subsidiary to liquidate a swap position at an advantageous time or price, which may result in significant losses.

**Tax Risk.** Based on a private letter ruling from the Internal Revenue Service ("IRS"), the Fund seeks to gain exposure to the commodity markets through investments in the ART Subsidiary.

The tax treatment of the Fund's investments in the ART Subsidiary could affect whether income derived from such investments is "qualifying income" under Subchapter M of the Internal Revenue Code of 1986, as amended (the "Code"), or otherwise affect the character, timing and/or amount of the Fund's taxable income or any gains and distributions made by the Fund. If the IRS were to successfully assert that a Fund's income from such investments was not "qualifying income," the Fund may fail to qualify as a regulated investment company under Subchapter M of the Code if over 10% of its gross income was derived from these investments. If the Fund failed to qualify as a regulated investment company, it would be subject to federal and state income tax on all of its taxable income at regular corporate tax rates with no deduction for any distributions paid to shareholders, which would significantly adversely affect the returns to, and could cause substantial losses for, Fund shareholders.

Shareholders should review "Other Information" under "Taxation" on page 67 of the Prospectus for more information.

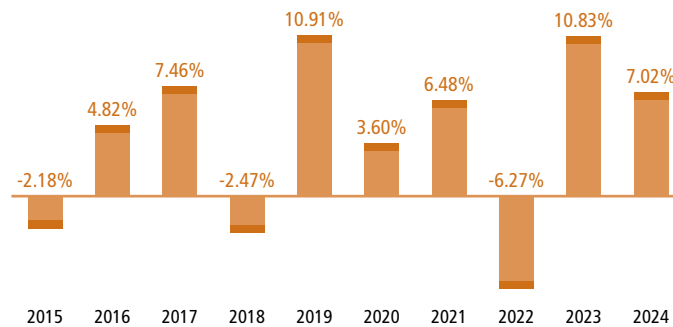
**U.S. Government Securities Risk.** The U.S. government may not provide financial support to U.S. government agencies, instrumentalities or sponsored enterprises if it is not obligated to do so by law. U.S. government securities issued by those agencies, instrumentalities and sponsored enterprises, including those issued by the Federal National Mortgage Association ("Fannie Mae"), Federal Home Loan Mortgage Corporation ("Freddie Mac") and the Federal Home Loan Banks, are neither issued nor guaranteed by the U.S. Treasury and, therefore, are not backed by the full faith and credit of the United States. The maximum potential liability of the issuers of some U.S. government securities held by the Fund may greatly exceed their current resources, including any legal right to support from the U.S. Treasury. It is possible that issuers of U.S. government securities will not have the funds to meet their payment obligations in the future.

## PERFORMANCE

The bar chart and table below provide an indication of the risks of investing in the Fund by showing: (a) changes in the performance of the Fund's Institutional Shares from year to year; and (b) how the average annual total returns of the Fund's Class A, Class C, Institutional, Investor, Class R and Class R6 Shares compare to those of a regulatorily required broad-based securities market index (MSCI World Index (Net, USD, Unhedged)) (the "Regulatory Benchmark") and the ICE BofAML Three-Month U.S. Treasury Bill Index (the "Performance Benchmark"). The Investment Adviser measures the Fund's performance against the Performance Benchmark. The Fund has included in the table below the performance of the Regulatory Benchmark, which represents a broader measure of market performance, to comply with new regulatory requirements. For additional information about these benchmark indices, please see "Additional Performance and Benchmark Information" on page 29 of the Prospectus. The Fund's past performance, before and after taxes, is not necessarily an indication of how the Fund will perform in the future. Updated performance information is available at no cost at [am.gs.com](http://am.gs.com) or by calling the appropriate phone number on the back cover of the Prospectus.

Performance reflects applicable fee waivers and/or expense limitations in effect during the periods shown.

## CALENDAR YEAR (INSTITUTIONAL)



During the periods shown in the chart above:	Returns	Quarter ended
Best Quarter Return	6.57%	December 31, 2020
Worst Quarter Return	-9.75%	March 31, 2020

## AVERAGE ANNUAL TOTAL RETURN

For the period ended December 31, 2024	1 Year	5 Years	10 Years	Inception Date
<b>Class A Shares</b>				5/30/2008
Returns Before Taxes	0.81%	2.63%	2.90%	
Returns After Taxes on Distributions	0.55%	1.31%	1.84%	
Returns After Taxes on Distributions and Sale of Fund Shares	0.55%	1.49%	1.82%	
<b>Class C Shares</b>				5/30/2008
Returns Before Taxes	4.96%	3.02%	2.71%*	
<b>Institutional Shares</b>				5/30/2008
Returns Before Taxes	7.02%	4.17%	3.87%	
<b>Investor Shares</b>				5/30/2008
Returns Before Taxes	6.91%	4.06%	3.75%	
<b>Class R Shares</b>				5/30/2008
Returns	6.38%	3.54%	3.22%	
<b>Class R6 Shares</b>				7/31/2015
Returns Before Taxes	7.05%	4.18%	3.87%**	
ICE BofAML Three-Month U.S. Treasury Bill Index	5.24%	2.46%	1.77%	
MSCI World Index (Net, USD, Unhedged)	18.62%	11.15%	9.94%	

Benchmark returns do not reflect any deductions for fees or expenses.

\* Class C Shares automatically convert into Class A Shares eight years after the purchase date. The 10-Year performance for Class C Shares does not reflect the conversion to Class A Shares after the first eight years of performance.

\*\* Class R6 Shares commenced operations on July 31, 2015. Prior to that date, the performance of Class R6 Shares shown in the table above is that of Institutional Shares. Performance has not been adjusted to reflect the lower expenses of Class R6 Shares. Class R6 Shares would have had higher returns because: (i) Institutional Shares and Class R6 Shares represent interests in the same portfolio of securities; and (ii) Class R6 Shares have lower expenses.

The after-tax returns are for Class A Shares only. The after-tax returns for Class C, Institutional, Investor and Class R6 Shares, and returns for Class R Shares (which are offered exclusively to employee benefit plans), will vary. After-tax returns are calculated using the historical highest individual federal marginal income tax rates and do not reflect the impact of state and local taxes. Actual after-tax returns depend on an investor's tax situation and may differ from those shown. In addition, the after-tax returns shown are not relevant to investors who hold Fund Shares through tax-deferred arrangements such as 401(k) plans or individual retirement accounts.

## PORTFOLIO MANAGEMENT

Goldman Sachs Asset Management, L.P. is the investment adviser for the Fund (the "Investment Adviser" or "GSAM").

*Portfolio Manager:* Oliver Bunn, Managing Director, has managed the Fund since 2017.

## BUYING AND SELLING FUND SHARES

The minimum initial investment for Class A and Class C Shares is, generally, \$1,000. The minimum initial investment for Institutional Shares is, generally, \$1,000,000 for individual or certain institutional investors, alone or in combination with other assets under the management of the Investment Adviser and its affiliates. There is no minimum for initial purchases of Investor, Class R and Class R6

Shares, except for certain institutional investors who purchase Class R6 Shares directly with the Fund's transfer agent for which the minimum initial investment is \$5,000,000. Those share classes with a minimum initial investment requirement do not impose it on certain employee benefit plans, and Institutional Shares do not impose it on certain investment advisers investing on behalf of other accounts.

The minimum subsequent investment for Class A and Class C shareholders is \$50, except for certain employee benefit plans, for which there is no minimum. There is no minimum subsequent investment for Institutional, Investor, Class R or Class R6 shareholders.

You may purchase and redeem (sell) shares of the Fund on any business day through certain intermediaries that have a relationship with Goldman Sachs & Co. LLC ("Goldman Sachs"), including banks, trust companies, brokers, registered investment advisers and other financial institutions ("Intermediaries").

#### TAX INFORMATION

For important tax information, please see "Tax Information" on page 23 of the Prospectus.

#### PAYMENTS TO BROKER-DEALERS AND OTHER FINANCIAL INTERMEDIARIES

For important information about financial intermediary compensation, please see "Payments to Broker-Dealers and Other Financial Intermediaries" on page 23 of the Prospectus.

## Goldman Sachs Commodity Strategy Fund—Summary

### INVESTMENT OBJECTIVE

The Goldman Sachs Commodity Strategy Fund (the “Fund”) seeks long-term total return.

### FEES AND EXPENSES OF THE FUND

This table describes the fees and expenses that you may pay if you buy, hold and sell shares of the Fund. **You may pay other fees, such as brokerage commissions and other fees to financial intermediaries, which are not reflected in the table and Example below.** You may qualify for sales charge discounts on purchases of Class A Shares if you invest at least \$100,000 in Goldman Sachs Funds. More information about these and other discounts is available from your financial professional and in “Shareholder Guide—Common Questions Applicable to the Purchase of Class A Shares” beginning on page 55 and in Appendix C—Additional Information About Sales Charge Variations, Waivers and Discounts on page 106 of the Prospectus and “Other Information Regarding Maximum Sales Charge, Purchases, Redemptions, Exchanges and Dividends” beginning on page B-175 of the Fund’s Statement of Additional Information (“SAI”).

#### Shareholder Fees

(fees paid directly from your investment)

	Class A	Class C	Institutional	Investor	Class R	Class R6
Maximum Sales Charge (Load) Imposed on Purchases (as a percentage of offering price)	4.50%	None	None	None	None	None
Maximum Deferred Sales Charge (Load) (as a percentage of the lower of original purchase price or sale proceeds) <sup>1</sup>	None	1.00%	None	None	None	None

#### Annual Fund Operating Expenses

(expenses that you pay each year as a percentage of the value of your investment)

	Class A	Class C	Institutional	Investor	Class R	Class R6
Management Fees	0.50%	0.50%	0.50%	0.50%	0.50%	0.50%
Distribution and/or Service (12b-1) Fees	0.25%	0.75%	None	None	0.50%	None
Other Expenses	0.27%	0.52%	0.19%	0.27%	0.27%	0.18%
Service Fees	None	0.25%	None	None	None	None
All Other Expenses	0.27%	0.27%	0.19%	0.27%	0.27%	0.18%
Acquired Fund Fees and Expenses	0.12%	0.12%	0.12%	0.12%	0.12%	0.12%
<b>Total Annual Fund Operating Expenses<sup>2</sup></b>	<b>1.14%</b>	<b>1.89%</b>	<b>0.81%</b>	<b>0.89%</b>	<b>1.39%</b>	<b>0.80%</b>
Fee Waiver <sup>3</sup>	(0.19%)	(0.19%)	(0.19%)	(0.19%)	(0.19%)	(0.19%)
<b>Total Annual Fund Operating Expenses After Fee Waiver</b>	<b>0.95%</b>	<b>1.70%</b>	<b>0.62%</b>	<b>0.70%</b>	<b>1.20%</b>	<b>0.61%</b>

<sup>1</sup> A contingent deferred sales charge (“CDSC”) of 1.00% is imposed on Class C Shares redeemed within 12 months of purchase.

<sup>2</sup> The “Total Annual Fund Operating Expenses” do not correlate to the ratios of net and total expenses to average net assets provided in the Financial Highlights, which reflect the operating expenses of the Fund and do not include “Acquired Fund Fees and Expenses.”

<sup>3</sup> The Investment Adviser has agreed to: (i) waive a portion of its management fee payable by the Fund in an amount equal to any management fees it earns as an investment adviser to the affiliated funds in which the Fund invests; (ii) waive a portion of its management fee in an amount equal to the management fee paid to the Investment Adviser by the CSF Subsidiary (as defined below) at an annual rate of 0.42% of the CSF Subsidiary’s average daily net assets; and (iii) reduce or limit “Other Expenses” (excluding acquired fund fees and expenses, transfer agency fees and expenses, service fees, taxes, dividend and interest expenses on short sales, interest, brokerage fees, expenses of shareholder meetings, litigation and indemnification, and extraordinary expenses) to 0.074% of the Fund’s average daily net assets. The management fee waiver arrangement with respect to the CSF Subsidiary may not be discontinued by the Investment Adviser as long as its contract with the CSF Subsidiary is in place. The other management fee waiver arrangements will remain in effect through at least April 30, 2026, and prior to such date the Investment Adviser may not terminate the arrangements without the approval of the Board of Trustees.

### EXPENSE EXAMPLE

This Example is intended to help you compare the cost of investing in the Fund with the cost of investing in other mutual funds.

The Example assumes that you invest \$10,000 in Class A, Class C, Institutional, Investor, Class R and/or Class R6 Shares of the Fund for the time periods indicated and then redeem all of your Class A, Class C, Institutional, Investor, Class R and/or Class R6 Shares at the end of those periods. The Example also assumes that your investment has a 5% return each year and that the Fund's operating expenses remain the same (except that the Example incorporates the fee waiver and expense limitation arrangements for only the first year). Although your actual costs may be higher or lower, based on these assumptions your costs would be:

	1 Year	3 Years	5 Years	10 Years
Class A Shares	\$543	\$778	\$1,032	\$1,758
Class C Shares	\$273	\$576	\$1,004	\$2,196
Institutional Shares	\$63	\$240	\$431	\$984
Investor Shares	\$72	\$265	\$474	\$1,079
Class R Shares	\$122	\$421	\$742	\$1,652
Class R6 Shares	\$62	\$236	\$425	\$972
Class C Shares – Assuming no redemption	\$173	\$576	\$1,004	\$2,196

## PORTFOLIO TURNOVER

The Fund pays transaction costs when it buys and sells securities or instruments (*i.e.*, “turns over” its portfolio). A high rate of portfolio turnover may result in increased transaction costs, including brokerage commissions, which must be borne by the Fund and its shareholders, and is also likely to result in higher short-term capital gains for taxable shareholders. These costs are not reflected in the annual fund operating expenses or in the expense example above, but are reflected in the Fund's performance. The Fund's portfolio turnover rate for the fiscal year ended December 31, 2024 was 0% of the average value of its portfolio. However, the Fund's portfolio turnover rate is calculated without regard to transactions involving certain short-term instruments or derivatives. If such transactions were included in the calculation, the Fund would have a higher portfolio turnover rate.

## PRINCIPAL STRATEGY

The Fund seeks to maintain substantial economic exposure to the performance of the commodities markets. The Fund primarily gains exposure to the commodities markets by investing in a wholly-owned subsidiary of the Fund organized as a company under the laws of the Cayman Islands, Cayman Commodity – CSF, Ltd. (the “CSF Subsidiary”). The CSF Subsidiary is advised by the Investment Adviser, and has the same investment objective as the Fund. CoreCommodity Management, LLC (the “Sub-Adviser” or “CoreCommodity”) serves as sub-adviser to both the Fund and the CSF Subsidiary.

The Fund seeks to provide exposure to the commodities markets by investing, through the CSF Subsidiary, in commodity-linked investments including, without limitation, commodity swaps, commodity futures contracts, exchange-listed commodity forward contracts, options on commodity futures, and commodity-linked notes. In pursuing its objective, the Fund attempts to provide long and/or short exposure to the returns of real assets that trade in the commodity markets without direct investment in physical commodities. The Fund uses the Bloomberg Commodity Index Total Return (Gross, USD, Unhedged) (“BCOM”) as its performance benchmark, but the Fund is actively managed and will not attempt to replicate the index.

*Investment in the Subsidiary.* The Fund may invest up to 25% of its total assets in the CSF Subsidiary. The CSF Subsidiary primarily obtains its commodity exposure by investing in commodity-linked derivative instruments (which typically includes total return swaps). Commodity-linked swaps are derivative instruments whereby the cash flows agreed upon between counterparties are dependent upon the price of the underlying commodity or commodity index (or a component of the underlying commodity index) over the life of the swap. The value of the swap will rise and fall in response to changes in the underlying commodity or commodity index (or component of the underlying commodity index). Commodity-linked swaps expose the CSF Subsidiary and the Fund economically to movements in commodity prices. Such instruments may be leveraged so that small changes in the underlying commodity prices would result in disproportionate changes in the value of the instrument. Neither the Fund nor the CSF Subsidiary invests directly in physical commodities. The CSF Subsidiary will also invest in other instruments, including fixed income securities, either as investments or to serve as margin or collateral for its swap positions.

The Sub-Adviser will take various factors into account when seeking commodity market exposure, such as, without limitation, the results of proprietary models developed by the Sub-Adviser, relative price differentials for various commodity futures for current delivery as compared to those for future delivery, and market conditions. Among other strategies, the Fund employs commodity roll-timing strategies. “Rolling” futures exposure is the process by which the holder of a particular futures contract or other instrument providing futures exposure (e.g. swaps) will sell such contract or instrument on or before the expiration date and simultaneously purchase a new contract or instrument with identical terms except for a later expiration date. This process allows a holder of the instrument to extend its current position through the original instrument's expiration without delivering the underlying asset. The Fund's rolling may differ from that of the BCOM to the extent necessary to enable the Fund to seek excess returns over the BCOM. The Fund's “roll-timing” strategies may include, for example, rolling the Fund's commodity exposure earlier or later versus the BCOM, or holding and rolling positions with longer or different expiration dates than the BCOM. The Fund also may underweight or overweight various commodities as compared to the BCOM, and may utilize commodities that are not components of the BCOM.



*Fixed Income Investments.* As a result of the Fund's use of derivatives, the Fund may hold as collateral significant amounts of U.S. Treasury or short-term investments, including money market funds. In managing the collateral portion of the Fund's investment strategy, the Sub-Adviser generally seeks capital preservation. The average duration will vary. The Sub-Adviser uses derivatives, including futures and swaps, to manage the duration of the Fund's investment portfolio.

*Other.* The Fund may also invest in forwards, futures, and swaps, which are used for both hedging and non-hedging purposes. The Fund may invest up to 35% of its net assets in foreign securities.

The Investment Adviser measures the Fund's performance against the BCOM (Gross, USD, Unhedged).

#### PRINCIPAL RISKS OF THE FUND

**Loss of money is a risk of investing in the Fund. The investment program of the Fund is speculative, entails substantial risks and includes asset classes and investment techniques not employed by more traditional mutual funds. The Fund should not be relied upon as a complete investment program. There can be no assurance that the investment objective of the Fund will be achieved. Moreover, there is no assurance that the investment processes of the Fund will be successful, that the techniques utilized therein will be implemented successfully or that they are adequate for their intended uses, or that the discretionary element of the investment processes of the Fund will be exercised in a manner that is successful or that is not adverse to the Fund. An investment in the Fund is not a bank deposit and is not insured or guaranteed by the Federal Deposit Insurance Corporation ("FDIC") or any government agency. Investors should carefully consider these risks before investing. The Fund's principal risks are presented below in alphabetical order, and not in the order of importance or potential exposure.**

**Absence of Regulation Risk.** The Fund engages in over-the-counter ("OTC") transactions, which trade in a dealer network, rather than on an exchange. In general, there is less governmental regulation and supervision of transactions in the OTC markets than of transactions entered into on organized exchanges.

**Commodity Sector Risk.** Exposure to the commodities markets may subject the Fund to greater volatility than investments in more traditional securities. The value of commodity-linked investments may be affected by changes in overall market movements, commodity index volatility, changes in interest rates, or factors affecting a particular industry or commodity, such as drought, floods, weather, livestock disease, embargoes, tariffs and international economic, business, political and regulatory developments. The prices of energy, industrial metals, precious metals, agriculture and livestock sector commodities may fluctuate widely due to factors such as changes in value, supply and demand and governmental regulatory policies. The commodity-linked investments in which the CSF Subsidiary enters into may involve counterparties in the financial services sector, and events affecting the financial services sector may cause the CSF Subsidiary's, and therefore the Fund's, share value to fluctuate.

**Counterparty Risk.** Many of the protections afforded to cleared transactions, such as the security afforded by transacting through a clearing house, might not be available in connection with OTC transactions. Therefore, in those instances in which the Fund enters into uncleared OTC transactions, the Fund will be subject to the risk that its direct counterparty will not perform its obligations under the transactions and that the Fund will sustain losses.

**Credit/Default Risk.** An issuer or guarantor of fixed income securities or instruments held by the Fund (which may have low credit ratings) may default on its obligation to pay interest and repay principal or default on any other obligation. Additionally, the credit quality of securities or instruments may deteriorate rapidly, which may impair the Fund's liquidity and cause significant deterioration in net asset value ("NAV"). These risks are heightened in market environments where interest rates are rising as well as in connection with the Fund's investments in non-investment grade fixed income securities.

**Derivatives Risk.** The Fund's use of options, futures, forwards, swaps and other derivative instruments may result in losses, including due to adverse market movements. These instruments, which may pose risks in addition to and greater than those associated with investing directly in securities, currencies or other assets and instruments, may increase market exposure and be illiquid or less liquid, volatile, difficult to price and leveraged so that small changes in the value of the underlying assets or instruments may produce disproportionate losses to the Fund. Certain derivatives are also subject to counterparty risk, which is the risk that the other party in the transaction will not fulfill its contractual obligations. The use of derivatives is a highly specialized activity that involves investment techniques and risks different from those associated with investments in more traditional securities and instruments.

**Foreign Risk.** Foreign securities may be subject to risk of loss because of more or less foreign government regulation; less public information; less stringent investor protections; less stringent accounting, corporate governance, financial reporting and disclosure standards; and less economic, political and social stability in the countries in which the Fund invests. The imposition of sanctions, exchange controls (including repatriation restrictions), confiscations, trade restrictions (including tariffs) and other government restrictions by the United States and other governments, or from problems in share registration, settlement or custody, may also result in losses. The type and severity of sanctions and other similar measures, including counter sanctions and other retaliatory actions, that may be imposed could vary broadly in scope, and their impact is impossible to predict. For example, the imposition of sanctions and other similar measures could, among other things, cause a decline in the value and/or liquidity of securities issued by the sanctioned country or companies located in or economically tied to the sanctioned country and increase market volatility and disruption in the sanctioned country and throughout the world. Sanctions and other similar measures could limit or prevent the Fund from buying and selling securities (in the sanctioned country and other markets), significantly delay or prevent the settlement of securities transactions,



and significantly impact the Fund's liquidity and performance. Foreign risk also involves the risk of negative foreign currency rate fluctuations, which may cause the value of securities denominated in such foreign currency (or other instruments through which the Fund has exposure to foreign currencies) to decline in value. Currency exchange rates may fluctuate significantly over short periods of time.

**Large Shareholder Transactions Risk.** The Fund may experience adverse effects when certain large shareholders purchase or redeem large amounts of shares of the Fund. Such large shareholder redemptions, which may occur rapidly or unexpectedly, may cause the Fund to sell portfolio securities at times when it would not otherwise do so, which may negatively impact the Fund's NAV and liquidity. Similarly, large Fund share purchases may adversely affect the Fund's performance to the extent that the Fund is delayed in investing new cash or otherwise maintains a larger cash position than it ordinarily would. These transactions may also accelerate the realization of taxable income to shareholders if such sales of investments resulted in gains, and may also increase transaction costs. In addition, a large redemption could result in the Fund's current expenses being allocated over a smaller asset base, leading to an increase in the Fund's expense ratio.

**Leverage Risk.** Borrowing and the use of derivatives may result in leverage and may make the Fund more volatile. The use of leverage may cause the Fund to liquidate portfolio positions to satisfy its obligations when it may not be advantageous to do so. The use of leverage by the Fund can substantially increase the adverse impact to which the Fund's investment portfolio may be subject.

**Liquidity Risk.** The Fund may make investments that are illiquid or that may become less liquid in response to market developments or adverse investor perceptions. Illiquid investments may be more difficult to value. Liquidity risk may also refer to the risk that the Fund will not be able to pay redemption proceeds within the allowable time period because of unusual market conditions, declining prices of the securities sold, an unusually high volume of redemption requests, or other reasons. To meet redemption requests, the Fund may be forced to sell securities at an unfavorable time and/or under unfavorable conditions. Liquidity risk may be the result of, among other things, the reduced number and capacity of traditional market participants to make a market in fixed income securities or the lack of an active market. The potential for liquidity risk may be magnified by a rising interest rate environment or other circumstances where investor redemptions from fixed income funds may be higher than normal, potentially causing increased supply in the market due to selling activity. Redemptions by large shareholders may have a negative impact on the Fund's liquidity.

**Market Risk.** The value of the securities in which the Fund invests may go up or down in response to the prospects of individual companies, particular sectors, governments or countries and/or general economic conditions throughout the world due to increasingly interconnected global economies and financial markets. Events such as war, military conflict, geopolitical disputes, acts of terrorism, social or political unrest, natural disasters, recessions, inflation, rapid interest rate changes, supply chain disruptions, tariffs and other restrictions on trade, sanctions or the spread of infectious illness or other public health threats, or the threat or potential of one or more such events and developments, could also significantly impact the Fund and its investments.

**Portfolio Turnover Rate Risk.** A high rate of portfolio turnover (100% or more) involves correspondingly greater expenses which must be borne by the Fund and its shareholders, and is also likely to result in short-term capital gains taxable to shareholders.

**Short Position Risk.** The Fund may enter into a short position through a futures contract, an option or swap agreement or through short sales of any instrument that the Fund may purchase for investment. Taking short positions involves leverage of the Fund's assets and presents various risks. If the value of the underlying instrument or market in which the Fund has taken a short position increases, then the Fund will incur a loss equal to the increase in value from the time that the short position was entered into plus any related interest payments or other fees. Taking short positions involves the risk that losses may be disproportionate, may exceed the amount invested and may be unlimited.

**Subsidiary Risk.** The CSF Subsidiary is not registered under the Investment Company Act of 1940, as amended ("Investment Company Act") and is not subject to all the investor protections of the Investment Company Act. Changes in the laws of the United States and/or the Cayman Islands could result in the inability of the Fund and/or the CSF Subsidiary to operate as described in the Prospectus and the SAI and could adversely affect the Fund.

**Swaps Risk.** In a standard "swap" transaction, two parties agree to exchange the returns, differentials in rates of return or some other amount earned or realized on the "notional amount" of predetermined investments or instruments, which may be adjusted for an interest factor. Swaps can involve greater risks than direct investment in securities, because swaps may be leveraged and subject to counterparty risk (e.g., the risk of a counterparty's defaulting on the obligation or bankruptcy), credit risk and pricing risk (i.e., swaps may be difficult to value). Swaps may also be considered illiquid. It may not be possible for the Fund or the CSF Subsidiary to liquidate a swap position at an advantageous time or price, which may result in significant losses.

**Tax Risk.** Based on a private letter ruling from the Internal Revenue Service ("IRS"), the Fund seeks to gain exposure to the commodity markets through investments in the CSF Subsidiary.

The tax treatment of the Fund's investments in the CSF Subsidiary could affect whether income derived from such investments is "qualifying income" under Subchapter M of the Internal Revenue Code of 1986, as amended (the "Code"), or otherwise affect the character, timing and/or amount of the Fund's taxable income or any gains and distributions made by the Fund. If the IRS were to successfully assert that a Fund's income from such investments was not "qualifying income," the Fund may fail to qualify as a regulated investment company under Subchapter M of the Code if over 10% of its gross income was derived from these investments. If the Fund failed to qualify as a regulated investment company, it would be subject to federal and state income tax on all of its taxable income at regular corporate tax rates with no deduction for any distributions paid to shareholders, which would significantly adversely affect the returns to, and could cause substantial losses for, Fund shareholders.

Shareholders should review “Other Information” under “Taxation” on page 67 of the Prospectus for more information.

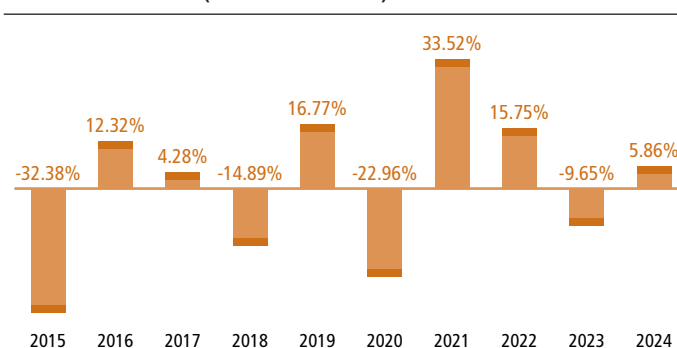
**U.S. Government Securities Risk.** The U.S. government may not provide financial support to U.S. government agencies, instrumentalities or sponsored enterprises if it is not obligated to do so by law. U.S. government securities issued by those agencies, instrumentalities and sponsored enterprises, including those issued by the Federal National Mortgage Association (“Fannie Mae”), Federal Home Loan Mortgage Corporation (“Freddie Mac”) and the Federal Home Loan Banks, are neither issued nor guaranteed by the U.S. Treasury and, therefore, are not backed by the full faith and credit of the United States. The maximum potential liability of the issuers of some U.S. government securities held by the Fund may greatly exceed their current resources, including any legal right to support from the U.S. Treasury. It is possible that issuers of U.S. government securities will not have the funds to meet their payment obligations in the future.

## PERFORMANCE

The bar chart and table below provide an indication of the risks of investing in the Fund by showing: (a) changes in the performance of the Fund’s Institutional Shares from year to year; and (b) how the average annual total returns of the Fund’s Class A, Class C, Institutional, Investor, Class R and Class R6 Shares compare to those of a regulatorily required broad-based securities market index (S&P 500<sup>®</sup> Index) (the “Regulatory Benchmark”) and the Bloomberg Commodity Index Total Return (Gross, USD, Unhedged) (“BCOM”) (the “Performance Benchmark”). The Performance Benchmark is generally more representative of the market sectors and/or types of investments in which the Fund invests or to which the Fund has exposure and which the Investment Adviser uses to measure the Fund’s performance. The Fund has included in the table below the performance of the Regulatory Benchmark, which represents a broader measure of market performance, to comply with new regulatory requirements. For additional information about these benchmark indices, please see “Additional Performance and Benchmark Information” on page 29 of the Prospectus. Through January 22, 2021, the Fund had been managed by GSAM. Performance information set forth below prior to the close of business on January 22, 2021, does not reflect the transition of day-to-day portfolio management from GSAM to CoreCommodity. The Fund’s past performance, before and after taxes, is not necessarily an indication of how the Fund will perform in the future. Updated performance information is available at no cost at [am.gs.com](http://am.gs.com) or by calling the appropriate phone number on the back cover of the Prospectus.

Performance reflects applicable fee waivers and/or expense limitations in effect during the periods shown.

### CALENDAR YEAR (INSTITUTIONAL)



During the periods shown in the chart above:	Returns	Quarter ended
Best Quarter Return	26.99%	March 31, 2022
Worst Quarter Return	-41.54%	March 31, 2020

## AVERAGE ANNUAL TOTAL RETURN

For the period ended December 31, 2024	1 Year	5 Years	10 Years	Inception Date
<b>Class A Shares</b>				3/30/2007
Returns Before Taxes	0.75%	1.34%	-1.84%	
Returns After Taxes on Distributions	-0.77%	-1.26%	-3.43%	
Returns After Taxes on Distributions and Sale of Fund Shares	0.44%	-0.07%	-2.03%	
<b>Class C Shares</b>				3/30/2007
Returns Before Taxes	3.63%	1.51%	-2.14%*	
<b>Institutional Shares</b>				3/30/2007
Returns Before Taxes	5.86%	2.62%	-1.09%	
<b>Investor Shares</b>				11/30/2007
Returns Before Taxes	5.74%	2.54%	-1.14%	
<b>Class R Shares</b>				11/30/2007
Returns	5.24%	2.03%	-1.69%	
<b>Class R6 Shares</b>				7/31/2015
Returns Before Taxes	5.86%	2.62%	-1.09%**	
BCOM (Gross, USD, Unhedged)	5.37%	6.76%	1.28%	
S&P 500® Index	24.94%	14.51%	13.09%	

Benchmark returns do not reflect any deductions for fees or expenses.

\* Class C Shares automatically convert into Class A Shares eight years after the purchase date. The 10-Year performance for Class C Shares does not reflect the conversion to Class A Shares after the first eight years of performance.

\*\* Class R6 Shares commenced operations on July 31, 2015. Prior to that date, the performance of Class R6 Shares shown in the table above is that of Institutional Shares. Performance has not been adjusted to reflect the lower expenses of Class R6 Shares. Class R6 Shares would have had higher returns because: (i) Institutional Shares and Class R6 Shares represent interests in the same portfolio of securities; and (ii) Class R6 Shares have lower expenses.

The after-tax returns are for Class A Shares only. The after-tax returns for Class C, Institutional, Investor and Class R6 Shares, and returns for Class R Shares (which are offered exclusively to employee benefit plans), will vary. After-tax returns are calculated using the historical highest individual federal marginal income tax rates and do not reflect the impact of state and local taxes. Actual after-tax returns depend on an investor's tax situation and may differ from those shown. In addition, the after-tax returns shown are not relevant to investors who hold Fund Shares through tax-deferred arrangements such as 401(k) plans or individual retirement accounts.

## PORTFOLIO MANAGEMENT

Goldman Sachs Asset Management, L.P. is the investment adviser for the Fund (the "Investment Adviser" or "GSAM"). CoreCommodity Management, LLC ("CoreCommodity") serves as the sub-adviser to the Fund (the "Sub-Adviser").

*Portfolio Managers:* Nelson Louie, Senior Managing Director for sub-adviser CoreCommodity Management, LLC, has served as Portfolio Manager to the Fund and its CSF Subsidiary since November 2024, and Robert B. Hyman, Managing Director for sub-adviser CoreCommodity Management, LLC, has served as Portfolio Manager to the Fund and its CSF Subsidiary since January 2021.

## BUYING AND SELLING FUND SHARES

The minimum initial investment for Class A and Class C Shares is, generally, \$1,000. The minimum initial investment for Institutional Shares is, generally, \$1,000,000 for individual or certain institutional investors, alone or in combination with other assets under the management of the Investment Adviser and its affiliates. There is no minimum for initial purchases of Investor, Class R and Class R6 Shares, except for certain institutional investors who purchase Class R6 Shares directly with the Fund's transfer agent for which the minimum initial investment is \$5,000,000. Those share classes with a minimum initial investment requirement do not impose it on certain employee benefit plans, and Institutional Shares do not impose it on certain investment advisers investing on behalf of other accounts.

The minimum subsequent investment for Class A and Class C shareholders is \$50, except for certain employee benefit plans, for which there is no minimum. There is no minimum subsequent investment for Institutional, Investor, Class R or Class R6 shareholders.

You may purchase and redeem (sell) shares of the Fund on any business day through certain intermediaries that have a relationship with Goldman Sachs & Co. LLC ("Goldman Sachs"), including banks, trust companies, brokers, registered investment advisers and other financial institutions ("Intermediaries").

## TAX INFORMATION

For important tax information, please see "Tax Information" on page 23 of the Prospectus.

PAYMENTS TO BROKER-DEALERS AND  
OTHER FINANCIAL INTERMEDIARIES

For important information about financial intermediary compensation, please see “Payments to Broker-Dealers and Other Financial Intermediaries” on page 23 of the Prospectus.

## Goldman Sachs Managed Futures Strategy Fund—Summary

### INVESTMENT OBJECTIVE

The Goldman Sachs Managed Futures Strategy Fund (the “Fund”) seeks to generate long-term absolute return.

### FEES AND EXPENSES OF THE FUND

This table describes the fees and expenses that you may pay if you buy, hold and sell shares of the Fund. **You may pay other fees, such as brokerage commissions and other fees to financial intermediaries, which are not reflected in the table and Example below.** You may qualify for sales charge discounts on purchases of Class A Shares if you invest at least \$50,000 in Goldman Sachs Funds. More information about these and other discounts is available from your financial professional and in “Shareholder Guide—Common Questions Applicable to the Purchase of Class A Shares” beginning on page 55 and in Appendix C—Additional Information About Sales Charge Variations, Waivers and Discounts on page 106 of the Prospectus and “Other Information Regarding Maximum Sales Charge, Purchases, Redemptions, Exchanges and Dividends” beginning on page B-175 of the Fund’s Statement of Additional Information (“SAI”).

#### Shareholder Fees

(fees paid directly from your investment)

	Class A	Class C	Institutional	Investor	Class R	Class R6
Maximum Sales Charge (Load) Imposed on Purchases (as a percentage of offering price)	5.50%	None	None	None	None	None
Maximum Deferred Sales Charge (Load) (as a percentage of the lower of original purchase price or sale proceeds) <sup>1</sup>	None	1.00%	None	None	None	None

#### Annual Fund Operating Expenses

(expenses that you pay each year as a percentage of the value of your investment)

	Class A	Class C	Institutional	Investor	Class R	Class R6
Management Fees	1.00%	1.00%	1.00%	1.00%	1.00%	1.00%
Distribution and/or Service (12b-1) Fees	0.25%	0.75%	None	None	0.50%	None
Other Expenses	0.34%	0.59%	0.23%	0.34%	0.34%	0.22%
Service Fees	None	0.25%	None	None	None	None
All Other Expenses	0.34%	0.34%	0.23%	0.34%	0.34%	0.22%
Acquired Fund Fees and Expenses	0.23%	0.23%	0.23%	0.23%	0.23%	0.23%
<b>Total Annual Fund Operating Expenses<sup>2</sup></b>	<b>1.82%</b>	<b>2.57%</b>	<b>1.46%</b>	<b>1.57%</b>	<b>2.07%</b>	<b>1.45%</b>
Fee Waiver and Expense Limitation <sup>3</sup>	(0.22)%	(0.22)%	(0.22)%	(0.22)%	(0.22)%	(0.22)%
<b>Total Annual Fund Operating Expenses After Fee Waiver and Expense Limitation</b>	<b>1.60%</b>	<b>2.35%</b>	<b>1.24%</b>	<b>1.35%</b>	<b>1.85%</b>	<b>1.23%</b>

<sup>1</sup> A contingent deferred sales charge (“CDSC”) of 1% is imposed on Class C Shares redeemed within 12 months of purchase.

<sup>2</sup> The “Total Annual Fund Operating Expenses” do not correlate to the ratios of net and total expenses to average net assets provided in the Financial Highlights, which reflect the operating expenses of the Fund and do not include “Acquired Fund Fees and Expenses.”

<sup>3</sup> The Investment Adviser has agreed to: (i) waive a portion of its management fee payable by the Fund in an amount equal to any management fees it earns as an investment adviser to the affiliated funds in which the Fund invests; (ii) waive a portion of its management fee in an amount equal to the management fee paid to the Investment Adviser by the MFS Subsidiary (as defined below) at an annual rate of 0.42% of the MFS Subsidiary’s average daily net assets; and (iii) reduce or limit “Other Expenses” (excluding acquired fund fees and expenses, transfer agency fees and expenses, service fees, taxes, interest, brokerage fees, expenses of shareholder meetings, litigation and indemnification, and extraordinary expenses) to 0.254% of the Fund’s average daily net assets. The management fee waiver arrangement with respect to the MFS Subsidiary may not be discontinued by the Investment Adviser as long as its contract with the MFS Subsidiary is in place. The other management fee waiver and expense limitation arrangements will remain in effect through at least April 30, 2026, and prior to such date the Investment Adviser may not terminate the arrangements without the approval of the Board of Trustees.

### EXPENSE EXAMPLE

This Example is intended to help you compare the cost of investing in the Fund with the cost of investing in other mutual funds.

The Example assumes that you invest \$10,000 in Class A, Class C, Institutional, Investor, Class R and/or Class R6 Shares of the Fund for the time periods indicated and then redeem all of your Class A, Class C, Institutional, Investor, Class R and/or Class R6 Shares at the end of those periods. The Example also assumes that your investment has a 5% return each year and that the Fund's operating expenses remain the same (except that the Example incorporates the fee waiver and expense limitation arrangements for only the first year). Although your actual costs may be higher or lower, based on these assumptions your costs would be:

	1 Year	3 Years	5 Years	10 Years
Class A Shares	\$704	\$1,071	\$1,462	\$2,553
Class C Shares	\$338	\$779	\$1,346	\$2,889
Institutional Shares	\$126	\$440	\$777	\$1,727
Investor Shares	\$137	\$474	\$834	\$1,849
Class R Shares	\$188	\$628	\$1,093	\$2,383
Class R6 Shares	\$125	\$437	\$771	\$1,716
Class C Shares – Assuming no redemption	\$238	\$779	\$1,346	\$2,889

## PORTFOLIO TURNOVER

The Fund pays transaction costs when it buys and sells securities or instruments (*i.e.*, “turns over” its portfolio). A high rate of portfolio turnover may result in increased transaction costs, including brokerage commissions, which must be borne by the Fund and its shareholders, and is also likely to result in higher short-term capital gains for taxable shareholders. These costs are not reflected in the annual fund operating expenses or in the expense example above, but are reflected in the Fund's performance. The Fund's portfolio turnover rate for the fiscal year ended December 31, 2024 was 0% of the average value of its portfolio. However, the Fund's portfolio turnover rate is calculated without regard to transactions involving certain short-term instruments or derivatives. If such transactions were included in the calculation, the Fund would have a higher portfolio turnover rate.

## PRINCIPAL STRATEGY

The Fund implements a trend-following strategy that takes long and/or short positions in a wide range of asset classes, including equities, fixed income, commodities and currencies, among others, to seek long-term absolute return. The Fund seeks to achieve its investment objective by investing primarily in a portfolio of equities, equity index futures, bonds, bond futures, equity swaps, interest rate swaps, currency forwards and non-deliverable forwards, options, exchange-traded funds (“ETFs”), and structured securities. As a result of the Fund's use of derivatives, the Fund may also hold significant amounts of U.S. Treasuries or short-term investments, including money market funds, repurchase agreements, cash and time deposits. The Fund's investments will be made without restriction as to issuer capitalization, country, currency, maturity, or credit rating.

The Investment Adviser seeks to identify price trends in various asset classes over short-, medium-, and long-term horizons via a proprietary investment model, in combination with a qualitative overlay. The proprietary investment model uses past asset prices and other market information to seek to determine the direction and the magnitude of the price trend. The investment model tends to have positive view on assets with positive trends and negative view on assets with negative trends. For certain assets where market events produce predictable price patterns, the model adjusts such asset views accordingly. Based on the investment model views, the Fund will take a long or short position in the instrument or asset. Long positions benefit from an increase in price of the underlying instrument or asset, while short positions benefit from a decrease in price of the underlying instrument or asset. The size of the Fund's position in an instrument or asset will primarily be related to the strength of the overall trend identified by the investment model as well as its forecasted risk. The Fund may make investment decisions that deviate from those generated by the Investment Adviser's proprietary investment model, at the discretion of the Investment Adviser. In addition, the Investment Adviser may, in its discretion, make changes to its investment model, or use other investment models that are based on the Investment Adviser's proprietary research.

The Fund may implement short positions and may do so by using swaps or futures, or through short sales of any instrument that the Fund may purchase for investment. For example, the Fund may enter into a futures contract pursuant to which it agrees to sell an asset (that it does not currently own) at a specified price at a specified point in the future. This gives the Fund a short position with respect to that asset.

The Fund may use leverage (*e.g.*, by borrowing or through derivatives). As a result, the sum of the Fund's investment exposures may at times exceed the amount of assets invested in the Fund, although these exposures may vary over time.

The Fund may seek exposure to the commodities markets by investing in commodity index-linked structured notes. The Fund may also take long and/or short positions in commodities by investing in other investment companies, ETFs or other pooled investment vehicles. The Fund may also gain exposure to the commodities markets by investing in a wholly-owned subsidiary of the Fund organized as a limited liability company under the laws of the Cayman Islands (the “MFS Subsidiary”). The MFS Subsidiary is advised by the Investment Adviser and seeks to gain commodities exposure.

*Investment in the Subsidiary.* The Fund may invest up to 25% of its total assets in the MFS Subsidiary. The MFS Subsidiary primarily obtains its commodity exposure by investing in commodity-linked derivative instruments, which may include but are not limited to total return swaps, commodity (U.S. or foreign) futures and commodity-linked notes. Commodity-linked swaps are derivative



instruments whereby the cash flows agreed upon between counterparties are dependent upon the price of the underlying commodity or commodity index over the life of the swap. Commodity futures contracts are standardized, exchange-traded contracts that provide for the sale or purchase of, or economic exposure to the price of, a commodity or a specified basket of commodities at a future time. The value of these commodity-linked derivatives will rise and fall in response to changes in the underlying commodity or commodity index. Commodity-linked derivatives expose the MFS Subsidiary and the Fund economically to movements in commodity prices. Such instruments may be leveraged so that small changes in the underlying commodity prices would result in disproportionate changes in the value of the instrument. Neither the Fund nor the MFS Subsidiary invests directly in physical commodities. The MFS Subsidiary may also invest in other instruments, including fixed income securities, either as investments or to serve as margin or collateral for its swap positions, as well as volatility index derivatives and foreign currency transactions (including forward contracts).

The Investment Adviser measures the Fund's performance against the ICE BofAML Three-Month U.S. Treasury Bill Index.

#### PRINCIPAL RISKS OF THE FUND

**Loss of money is a risk of investing in the Fund. The investment program of the Fund is speculative, entails substantial risks and includes alternative investment techniques not employed by traditional mutual funds. The Fund should not be relied upon as a complete investment program. The Fund's investment techniques (if they do not perform as designed) may increase the volatility of performance and the risk of investment loss, including the loss of the entire amount that is invested, and there can be no assurance that the investment objective of the Fund will be achieved. Moreover, certain investment techniques which the Fund may employ in its investment program can substantially increase the adverse impact to which the Fund's investments may be subject. There is no assurance that the investment processes of the Fund will be successful, that the techniques utilized therein will be implemented successfully or that they are adequate for their intended uses, or that the discretionary element of the investment processes of the Fund will be exercised in a manner that is successful or that is not adverse to the Fund. An investment in the Fund is not a bank deposit and is not insured or guaranteed by the Federal Deposit Insurance Corporation ("FDIC") or any government agency. Investors should carefully consider these risks before investing. The Fund's principal risks are presented below in alphabetical order, and not in the order of importance or potential exposure.**

**Absence of Regulation Risk.** The Fund engages in over-the-counter ("OTC") transactions, which trade in a dealer network, rather than on an exchange. In general, there is less governmental regulation and supervision of transactions in the OTC markets than of transactions entered into on organized exchanges.

**Call/Prepayment Risk.** An issuer could exercise its right to pay principal on an obligation held by the Fund (such as a mortgage-backed security) earlier than expected. This may happen when there is a decline in interest rates, when credit spreads change, or when an issuer's credit quality improves. Under these circumstances, the Fund may be unable to recoup all of its initial investment and will also suffer from having to reinvest in lower-yielding securities.

**Commodity Sector Risk.** Exposure to the commodities markets may subject the Fund to greater volatility than investments in more traditional securities. The value of commodity-linked investments may be affected by changes in overall market movements, commodity index volatility, changes in interest rates, or factors affecting a particular industry or commodity, such as drought, floods, weather, livestock disease, embargoes, tariffs and international economic, business, political and regulatory developments. The prices of energy, industrial metals, precious metals, agriculture and livestock sector commodities may fluctuate widely due to factors such as changes in value, supply and demand and governmental regulatory policies. The commodity-linked investments in which the MFS Subsidiary enters into may involve counterparties in the financial services sector, and events affecting the financial services sector may cause the MFS Subsidiary's, and therefore the Fund's, share value to fluctuate.

**Counterparty Risk.** Many of the protections afforded to cleared transactions, such as the security afforded by transacting through a clearing house, might not be available in connection with OTC transactions. Therefore, in those instances in which the Fund enters into uncleared OTC transactions, the Fund will be subject to the risk that its direct counterparty will not perform its obligations under the transactions and that the Fund will sustain losses.

**Credit/Default Risk.** An issuer or guarantor of fixed income securities or instruments held by the Fund (which may have low credit ratings) may default on its obligation to pay interest and repay principal or default on any other obligation. Additionally, the credit quality of securities may deteriorate rapidly, which may impair the Fund's liquidity and cause significant deterioration in net asset value ("NAV"). These risks are heightened in market environments where interest rates are rising as well as in connection with the Fund's investments in non-investment grade fixed income securities.

**Derivatives Risk.** The Fund's use of options, futures, forwards, swaps, options on swaps, structured securities and other derivative instruments may result in losses. These instruments, which may pose risks in addition to and greater than those associated with investing directly in securities, currencies or other instruments, may be illiquid or less liquid, volatile, difficult to price and leveraged so that small changes in the value of underlying instruments may produce disproportionate losses to the Fund. Certain derivatives are also subject to counterparty risk, which is the risk that the other party in the transaction will not fulfill its contractual obligations. The use of derivatives is a highly specialized activity that involves investment techniques and risks different from those associated with investments in more traditional securities and instruments.

**Expenses Risk.** By investing in Underlying Funds indirectly through the Fund, the investor will incur a proportionate share of the expenses of those Underlying Funds held by the Fund (including operating costs and investment management fees), in addition to the expenses of the Fund.



**Foreign and Emerging Countries Risk.** Foreign securities may be subject to risk of loss because of more or less foreign government regulation; less public information; less stringent investor protections; less stringent accounting, corporate governance, financial reporting and disclosure standards; and less economic, political and social stability in the countries in which the Fund invests. The imposition of sanctions, exchange controls (including repatriation restrictions), confiscations, trade restrictions (including tariffs) and other government restrictions by the United States and other governments, or from problems in share registration, settlement or custody, may also result in losses. The type and severity of sanctions and other similar measures, including counter sanctions and other retaliatory actions, that may be imposed could vary broadly in scope, and their impact is impossible to predict. For example, the imposition of sanctions and other similar measures could, among other things, cause a decline in the value and/or liquidity of securities issued by the sanctioned country or companies located in or economically tied to the sanctioned country and increase market volatility and disruption in the sanctioned country and throughout the world. Sanctions and other similar measures could limit or prevent the Fund from buying and selling securities (in the sanctioned country and other markets), significantly delay or prevent the settlement of securities transactions, and significantly impact the Fund's liquidity and performance. Foreign risk also involves the risk of negative foreign currency exchange rate fluctuations, which may cause the value of securities denominated in such foreign currency (or other instruments through which the Fund has exposure to foreign currencies) to decline in value. Currency exchange rates may fluctuate significantly over short periods of time. These risks are more pronounced in connection with the Fund's investments in securities of issuers located in, or otherwise economically tied to, emerging countries.

**Interest Rate Risk.** When interest rates increase, fixed income securities or instruments held by the Fund will generally decline in value. Long-term fixed income securities or instruments will normally have more price volatility because of this risk than short-term fixed income securities or instruments. Changing interest rates may have unpredictable effects on the markets, may result in heightened market volatility and may detract from Fund performance. In addition, changes in monetary policy may exacerbate the risks associated with changing interest rates. Funds with longer average portfolio durations will generally be more sensitive to changes in interest rates than funds with a shorter average portfolio duration. Fluctuations in interest rates may also affect the liquidity of fixed income securities and instruments held by the Fund.

**Investment Style Risk.** Different investment styles (e.g., "growth", "value" or "quantitative") tend to shift in and out of favor depending upon market and economic conditions and investor sentiment. The Fund employs a "quantitative" style, and may outperform or underperform other funds that invest in similar asset classes but employ different investment styles.

**Large Shareholder Transactions Risk.** The Fund may experience adverse effects when certain large shareholders purchase or redeem large amounts of shares of the Fund. Such large shareholder redemptions, which may occur rapidly or unexpectedly, may cause the Fund to sell portfolio securities at times when it would not otherwise do so, which may negatively impact the Fund's NAV and liquidity. Similarly, large Fund share purchases may adversely affect the Fund's performance to the extent that the Fund is delayed in investing new cash or otherwise maintains a larger cash position than it ordinarily would. These transactions may also accelerate the realization of taxable income to shareholders if such sales of investments resulted in gains, and may also increase transaction costs. In addition, a large redemption could result in the Fund's current expenses being allocated over a smaller asset base, leading to an increase in the Fund's expense ratio.

**Leverage Risk.** Borrowing and the use of derivatives may result in leverage and may make the Fund more volatile. The use of leverage may cause the Fund to liquidate portfolio positions to satisfy its obligations when it may not be advantageous to do so. The use of leverage by the Fund can substantially increase the adverse impact to which the Fund's investment portfolio may be subject.

**Liquidity Risk.** The Fund may make investments that are illiquid or that may become less liquid in response to market developments or adverse investor perceptions. Illiquid investments may be more difficult to value. Liquidity risk may also refer to the risk that the Fund will not be able to pay redemption proceeds within the allowable time period because of unusual market conditions, declining prices of the securities sold, an unusually high volume of redemption requests or other reasons. To meet redemption requests, the Fund may be forced to sell investments at an unfavorable time and/or under unfavorable conditions. Liquidity risk may be the result of, among other things, the reduced number and capacity of traditional market participants to make a market in fixed income securities or the lack of an active market. The potential for liquidity risk may be magnified by a rising interest rate environment or other circumstances where investor redemptions from fixed income funds may be higher than normal, potentially causing increased supply in the market due to selling activity. These risks may be more pronounced in connection with the Fund's investments in securities of issuers located in emerging market countries. Redemptions by large shareholders may have a negative impact on the Fund's liquidity.

**Management Risk.** A strategy used by the Investment Adviser may fail to produce the intended results. The Investment Adviser attempts to execute a complex strategy for the Fund using proprietary quantitative models. Investments selected using these models may perform differently than expected as a result of the factors used in the models, the weight placed on each factor, changes from the factors' historical trends, and technical and other issues in the construction, implementation and maintenance of the models (including, for example, data problems, unauthorized changes and/or software issues). There is no guarantee that the Investment Adviser's use of these quantitative models will result in effective investment decisions for the Fund. Additionally, commonality of holdings across quantitative money managers may amplify losses.

**Market Risk.** The value of the securities in which the Fund invests may go up or down in response to the prospects of individual companies, particular sectors, governments or countries and/or general economic conditions throughout the world due to increasingly interconnected global economies and financial markets. Events such as war, military conflict, geopolitical disputes, acts of terrorism, social or political unrest, natural disasters, recessions, inflation, rapid interest rate changes, supply chain disruptions, tariffs and other restrictions on trade, sanctions or the spread of infectious illness or other public health threats, or the threat or potential of one or more such events and developments, could also significantly impact the Fund and its investments.

**Non-Hedging Foreign Currency Trading Risk.** The Fund may engage in forward foreign currency transactions for hedging and non-hedging purposes. The Investment Adviser may purchase or sell foreign currencies through the use of forward contracts based on the Investment Adviser's judgment regarding the direction of the market for a particular foreign currency or currencies. In pursuing this strategy, the Investment Adviser seeks to profit from anticipated movements in currency rates by establishing "long" and/or "short" positions in forward contracts on various foreign currencies. Foreign exchange rates can be extremely volatile and a variance in the degree of volatility of the market or in the direction of the market from the Investment Adviser's expectations may produce significant losses to the Fund. Some of these transactions may also be subject to interest rate risk.

**Other Investment Companies Risk.** By investing in other investment companies (including ETFs) indirectly through the Fund, investors will incur a proportionate share of the expenses of the other investment companies held by the Fund (including operating costs and investment management fees) in addition to the fees regularly borne by the Fund. In addition, the Fund will be affected by the investment policies, practices and performance of such investment companies in direct proportion to the amount of assets the Fund invests therein.

**Portfolio Turnover Rate Risk.** A high rate of portfolio turnover (100% or more) involves correspondingly greater expenses which must be borne by the Fund and its shareholders, and is also likely to result in short-term capital gains taxable to shareholders.

**Short Position Risk.** The Fund may enter into a short position through a futures contract, an option or swap agreement or through short sales of any instrument that the Fund may purchase for investment. Taking short positions involves leverage of the Fund's assets and presents various risks. If the value of the underlying instrument or market in which the Fund has taken a short position increases, then the Fund will incur a loss equal to the increase in value from the time that the short position was entered into plus any related interest payments or other fees. Taking short positions involves the risk that losses may be disproportionate, may exceed the amount invested and may be unlimited.

**Stock Risk.** Stock prices have historically risen and fallen in periodic cycles. U.S. and foreign stock markets have experienced periods of substantial price volatility in the past and may do so again in the future.

**Subsidiary Risk.** The MFS Subsidiary is not registered under the Investment Company Act of 1940, as amended ("Investment Company Act") and is not subject to all the investor protections of the Investment Company Act. Changes in the laws of the United States and/or the Cayman Islands could result in the inability of the Fund and/or the MFS Subsidiary to operate as described in the Prospectus and the SAI and could adversely affect the Fund.

**Swaps Risk.** In a standard "swap" transaction, two parties agree to exchange the returns, differentials in rates of return or some other amount earned or realized on the "notional amount" of predetermined investments or instruments, which may be adjusted for an interest factor. Swaps can involve greater risks than direct investment in securities, because swaps may be leveraged and subject to counterparty risk (e.g., the risk of a counterparty's defaulting on the obligation or bankruptcy), credit risk and pricing risk (i.e., swaps may be difficult to value). Swaps may also be considered illiquid. It may not be possible for the Fund or the MFS Subsidiary to liquidate a swap position at an advantageous time or price, which may result in significant losses.

**Tax Risk.** In reliance on an opinion of counsel, the Fund seeks to gain exposure to the commodity markets primarily through investments in the MFS Subsidiary. The tax treatment of the Fund's investments in the MFS Subsidiary could affect whether income derived from such investments is "qualifying income" under Subchapter M of the Internal Revenue Code of 1986, as amended (the "Code"), or otherwise affect the character, timing and/or amount of the Fund's taxable income or any gains and distributions made by the Fund. If the IRS were to successfully assert that a Fund's income from such investments was not "qualifying income," the Fund may fail to qualify as a regulated investment company under Subchapter M of the Code if over 10% of its gross income was derived from these investments. If the Fund failed to qualify as a regulated investment company, it would be subject to federal and state income tax on all of its taxable income at regular corporate tax rates with no deduction for any distributions paid to shareholders, which would significantly adversely affect the returns to, and could cause substantial losses for, Fund shareholders.

Shareholders should review "Other Information" under "Taxation" on page 67 of the Prospectus for more information.

**U.S. Government Securities Risk.** The U.S. government may not provide financial support to U.S. government agencies, instrumentalities or sponsored enterprises if it is not obligated to do so by law. U.S. government securities issued by those agencies, instrumentalities and sponsored enterprises, including those issued by the Federal National Mortgage Association ("Fannie Mae"), Federal Home Loan Mortgage Corporation ("Freddie Mac") and the Federal Home Loan Banks, are neither issued nor guaranteed by the U.S. Treasury and, therefore, are not backed by the full faith and credit of the United States. The maximum potential liability of the issuers of some U.S. government securities held by the Fund may greatly exceed their current resources, including any legal right to support from the U.S. Treasury. It is possible that issuers of U.S. government securities will not have the funds to meet their payment obligations in the future.

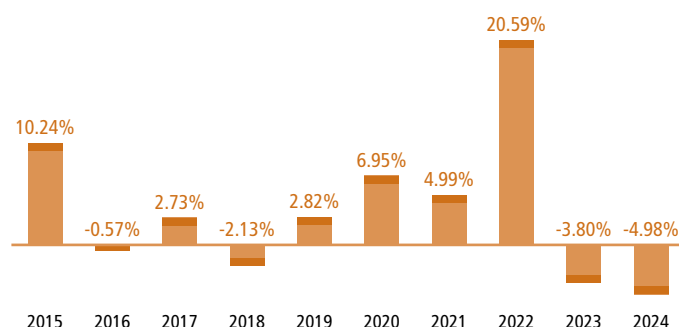
## PERFORMANCE

The bar chart and table below provide an indication of the risks of investing in the Fund by showing: (a) changes in the performance of the Fund's Institutional Shares from year to year; and (b) how the average annual total returns of the Fund's Class A, Class C, Institutional, Investor, Class R and Class R6 Shares compare to those of a regulatorily required broad-based securities market index (Bloomberg Global Aggregate Index (Gross, USD, Hedged)) (the "Regulatory Benchmark") and the ICE BofAML Three-Month U.S. Treasury Bill Index (the "Performance Benchmark"). The Investment Adviser measures the Fund's performance against the

Performance Benchmark. The Fund has included in the table below the performance of the Regulatory Benchmark, which represents a broader measure of market performance, to comply with new regulatory requirements. For additional information about these benchmark indices, please see “Additional Performance and Benchmark Information” on page 29 of the Prospectus. The Fund’s past performance, before and after taxes, is not necessarily an indication of how the Fund will perform in the future. Updated performance information is available at no cost at [am.gs.com](http://am.gs.com) or by calling the appropriate phone number on the back cover of the Prospectus.

Performance reflects applicable fee waivers and/or expense limitations in effect during the periods shown.

#### CALENDAR YEAR (INSTITUTIONAL)



During the periods shown in the chart above:	Returns	Quarter ended
Best Quarter Return	14.23%	March 31, 2022
Worst Quarter Return	-7.34%	March 31, 2023

#### AVERAGE ANNUAL TOTAL RETURN

For the period ended December 31, 2024	1 Year	5 Years	10 Years	Inception Date
<b>Class A Shares</b>				2/29/2012
Returns Before Taxes	-10.51%	2.81%	2.47%	
Returns After Taxes on Distributions	-10.51%	0.70%	0.97%	
Returns After Taxes on Distributions and Sale of Fund Shares	-6.22%	1.35%	1.30%	
<b>Class C Shares</b>				2/29/2012
Returns Before Taxes	-7.09%	3.19%	2.27%*	
<b>Institutional Shares</b>				2/29/2012
Returns Before Taxes	-4.98%	4.36%	3.44%	
<b>Investor Shares</b>				2/29/2012
Returns Before Taxes	-5.15%	4.23%	3.30%	
<b>Class R Shares</b>				2/29/2012
Returns	-5.57%	3.72%	2.80%	
<b>Class R6 Shares</b>				4/30/2018
Returns Before Taxes	-5.07%	4.36%	3.44%**	
ICE BofAML Three-Month U.S. Treasury Bill Index	5.24%	2.46%	1.77%	
Bloomberg Global Aggregate Index (Gross, USD, Hedged)	3.39%	0.47%	2.01%	

Benchmark returns do not reflect any deductions for fees or expenses.

\* Class C Shares automatically convert into Class A Shares eight years after the purchase date. The 10-Year performance for Class C Shares does not reflect the conversion to Class A Shares after the first eight years of performance.

\*\* Class R6 Shares commenced operations on April 30, 2018. Prior to that date, the performance of Class R6 Shares shown in the table above is that of Institutional Shares. Performance has not been adjusted to reflect the lower expenses of Class R6 Shares. Class R6 Shares would have had higher returns because: (i) Institutional Shares and Class R6 Shares represent interests in the same portfolio of securities; and (ii) Class R6 Shares have lower expenses.

The after-tax returns are for Class A Shares only. The after-tax returns for Class C, Institutional, Investor and Class R6 Shares, and returns for Class R Shares (which are offered exclusively to employee benefit plans), will vary. After-tax returns are calculated using the historical highest individual federal marginal income tax rates and do not reflect the impact of state and local taxes. Actual after-tax returns depend on an investor’s tax situation and may differ from those shown. In addition, the after-tax returns shown are not relevant to investors who hold Fund Shares through tax-deferred arrangements such as 401(k) plans or individual retirement accounts.

#### PORTFOLIO MANAGEMENT

Goldman Sachs Asset Management, L.P. is the investment adviser for the Fund (the “Investment Adviser” or “GSAM”).

*Portfolio Managers:* Oliver Bunn, Managing Director, has managed the Fund since 2022; Momoko Ono, Vice President, has managed the Fund since 2017; and Jay Seo, Vice President, has managed the Fund since 2022.

#### BUYING AND SELLING FUND SHARES

The minimum initial investment for Class A and Class C Shares is, generally, \$1,000. The minimum initial investment for Institutional Shares is, generally, \$1,000,000 for individual or certain institutional investors, alone or in combination with other assets under the management of the Investment Adviser and its affiliates. There is no minimum for initial purchases of Investor, Class R and Class R6 Shares, except for certain institutional investors who purchase Class R6 Shares directly with the Fund's transfer agent for which the minimum initial investment is \$5,000,000. Those share classes with a minimum initial investment requirement do not impose it on certain employee benefit plans, and Institutional Shares do not impose it on certain investment advisers investing on behalf of other accounts.

The minimum subsequent investment for Class A and Class C shareholders is \$50, except for certain employee benefit plans, for which there is no minimum. There is no minimum subsequent investment for Institutional, Investor, Class R or Class R6 shareholders.

You may purchase and redeem (sell) shares of the Fund on any business day through certain intermediaries that have a relationship with Goldman Sachs & Co. LLC ("Goldman Sachs"), including banks, trust companies, brokers, registered investment advisers and other financial institutions ("Intermediaries").

#### TAX INFORMATION

For important tax information, please see "Tax Information" on page 23 of the Prospectus.

#### PAYMENTS TO BROKER-DEALERS AND OTHER FINANCIAL INTERMEDIARIES

For important information about financial intermediary compensation, please see "Payments to Broker-Dealers and Other Financial Intermediaries" on page 23 of the Prospectus.

## Alternative Funds — Additional Summary Information

### TAX INFORMATION

The Funds' distributions are taxable, and will be taxed as ordinary income or capital gains, unless you are investing through a tax-deferred arrangement, such as a 401(k) plan or an individual retirement account. Investments made through tax-deferred arrangements may become taxable upon withdrawal from such arrangements.

### PAYMENTS TO BROKER-DEALERS AND OTHER FINANCIAL INTERMEDIARIES

If you purchase a Fund through an Intermediary, the Fund and/or its related companies may pay the Intermediary for the sale of Fund shares and related services. These payments may create a conflict of interest by influencing the Intermediary and your salesperson to recommend a Fund over another investment. Ask your salesperson or visit your Intermediary's website for more information.

# Investment Management Approach

## INVESTMENT OBJECTIVE

The Absolute Return Tracker Fund seeks to deliver long-term total return consistent with investment results that approximate the return and risk patterns of a diversified universe of hedge funds.

The Commodity Strategy Fund seeks long-term total return.

The Managed Futures Strategy Fund seeks to generate long-term absolute return.

Each Fund's investment objective may be changed without shareholder approval upon sixty days' notice.

## PRINCIPAL INVESTMENT STRATEGIES

### Absolute Return Tracker Fund

The Fund's Investment Adviser believes that hedge funds derive a large portion of their returns from Market Exposures and Trading Strategies involving long and/or short positions in Market Exposures and/or individual securities or baskets of securities. In seeking to meet its investment objective, the Fund uses a dynamic investment process to seek to identify the appropriate weights to Market Exposures and Trading Strategies that approximate the return and risk patterns of specific Hedge Fund Sub-Strategies. The Hedge Fund Sub-Strategies whose returns the Fund seeks to approximate include, but are not limited to, Equity Long Short, Event Driven, Relative Value and Macro sub-strategies. To establish the Market Exposures and Trading Strategies that drive the returns of the Hedge Fund Sub-Strategies the Investment Adviser uses industry analysis of hedge funds, including hedge fund return databases, prime brokerage reports, industry participants and regulatory filings and other public sources. The Investment Adviser then applies a quantitative methodology, in combination with a qualitative overlay, to assess the appropriate weight to each Market Exposure and Trading Strategy. The Fund may seek to establish long and/or short positions in a multitude of Market Exposures, including but not limited to:

- U.S. and non-U.S. (including emerging market) equity indices;
- U.S. and non-U.S. (including emerging market) fixed income indices;
- Credit indices;
- Interest rates;
- Commodity indices;
- MLP indices;
- Foreign currency exchange rates;
- Baskets of top positions held by hedge funds;
- Single stocks and single commodities;
- Volatility; and
- Market momentum/trends.

The Fund invests in instruments that the Investment Adviser believes will assist the Fund in gaining exposure to the Market Exposures. The instruments in which the Fund may invest include, but are not limited to:

- Equity securities (including securities that may convert into equity securities);
- U.S. corporate bonds and other fixed income securities (including non-investment grade fixed income securities (commonly known as "junk bonds"));
- Futures (including equity index futures, interest rate futures, bond futures and volatility futures);
- Swaps (including total or excess return swaps and credit default swaps on indices);
- Options (including listed equity index put and call options, listed government bond future put and call options, options on volatility, and swaptions);
- Structured notes (including commodity-linked notes);
- ETFs;
- Forward contracts (including currency forward contracts on developed and emerging markets currencies);
- Wholly-owned subsidiary (to gain exposure to the commodities markets);
- Asset and mortgage-backed securities and REITs;
- U.S. government securities, including agency debentures, and other high quality debt securities; and
- Cash equivalents.

**Investment in the Subsidiary.** The Fund seeks to gain exposure to the commodities markets by investing in the ART Subsidiary. The ART Subsidiary is advised by the Investment Adviser and seeks to gain commodities exposure. The Fund may invest up to 25% of its total assets in the ART Subsidiary. The ART Subsidiary primarily obtains its commodity exposure by investing in commodity-linked derivative instruments (which may include total or excess return swaps on commodity indexes, sub-indexes and single commodities, as well as commodity (U.S. or foreign) futures, commodity options and commodity-linked notes). Commodity-linked swaps are derivative instruments whereby the cash flows agreed upon between counterparties are dependent upon the price of the underlying commodity or commodity index over the life of the swap. Commodity futures contracts are standardized, exchange-traded contracts that provide for the sale or purchase of, or economic exposure to the price of, a commodity or a specified basket of commodities at a future time. An option on commodities gives the purchaser the right (and the writer of the option the obligation) to assume a position in a commodity or a specified basket of commodities at a specified exercise price within a specified period of time. The value of these commodity-linked derivatives will rise and fall in response to changes in the underlying commodity or commodity index. Commodity-linked derivatives expose the ART Subsidiary and the Fund economically to movements in commodity prices. Such instruments may be leveraged so that small changes in the underlying commodity prices would result in disproportionate changes in the value of the instrument. Neither the Fund nor the ART Subsidiary invests directly in physical commodities. The ART Subsidiary may also invest in other instruments, including fixed income securities, either as investments or to serve as margin or collateral for its swap positions, as well as volatility index derivatives and foreign currency transactions (including forward contracts).

The Fund may from time to time hold foreign currencies. Additionally, as a result of the Fund's use of derivatives, the Fund may also hold as collateral significant amounts of U.S. Treasury or short-term investments, including money market funds, repurchase agreements, cash and time deposits. In managing the collateral portion of the Fund's investment strategy, the Investment Adviser generally seeks capital preservation.

The weighting of a Market Exposure or Trading Strategy within the Fund may be positive or negative. A negative weighting will result from establishing a short position with respect to a Market Exposure or Trading Strategy. As a result of the Fund's negative weightings in various Market Exposures or Trading Strategies from time to time, the Fund's NAV per share may decline during certain periods, even if the value of any or all of the Market Exposures or Trading Strategies increases during that time. Additionally, the sum of the Fund's target weightings to each Market Exposure or Trading Strategy may not equal 100%.

The Fund's investment selection process generally relies on a proprietary investment model. From time to time the Investment Adviser may, in its discretion, also utilize a qualitative overlay. As a result of the qualitative overlay, the Fund's investments may not correspond to those generated by the Investment Adviser's proprietary investment model. The Fund may make investment decisions that deviate from those generated by the Investment Adviser's proprietary investment model, at the discretion of the Investment Adviser, for a number of reasons including, but not limited to, market and/or trading liquidity events. In addition, the Investment Adviser may, in its discretion, make changes to the quantitative methodology used by the Fund, and the Fund may use other proprietary methodologies based on the Investment Adviser's proprietary research.

The Fund does not invest in hedge funds.

**Selection of Market Exposures and Trading Strategies.** The Fund's quantitative methodology selects Market Exposures and Trading Strategies from a universe of investable exposures identified by the Investment Adviser that may contribute to the performance of the Hedge Fund Sub-Strategies. For each Hedge Fund Sub-Strategy, the Investment Adviser selects various Market Exposures and Trading Strategies that it believes represent, when combined, the return and risk patterns of the Hedge Fund Sub-Strategy. The Market Exposures and Trading Strategies are selected using industry analysis of hedge funds, including hedge fund return databases, prime brokerage reports, industry participants and regulatory filings and other public sources. The Investment Adviser relies on third-party data that it believes to be reliable, but it does not guarantee the accuracy of such third-party data.

**Rebalancing.** The Fund's quantitative methodology re-weights each of the Market Exposures and Trading Strategies from time to time as determined by the Investment Adviser.

**The Fund's Quantitative Methodology and Hedge Fund Returns.** The Fund's quantitative methodology seeks investment results that approximate the return and risk patterns of a diversified universe of hedge funds. Individual hedge funds themselves may perform better or worse than such return and risk patterns based on the skill of their particular managers. In addition, hedge funds may adjust their investments rapidly in view of market, political, financial or other factors, whereas the Fund's quantitative methodology only adjusts its composition from time to time. The quantitative methodology is based on an assessment of historical data related to volatility and returns. To the extent that data turns out not to be predictive of future events, the return of the Fund may deviate from the returns of hedge funds. Moreover, neither the Fund nor hedge funds provide a guarantee of "absolute returns," that is, returns independent of the overall direction of equity and fixed income markets. Alternative investments such as hedge funds may often be purchased by investors on the basis of their potential to produce such returns. However, there can be no assurance that either hedge funds in general, or the Fund in particular, will be successful at producing positive returns.



## Description of Hedge Fund Sub-Strategies.

**Equity Long Short Strategies** typically involve long and short investing, based on fundamental evaluations, research and various analytical measurements, in equity and equity-related investments. Equity Long Short managers may, for example, buy stocks that they expect to outperform or that they believe are undervalued, and may also sell short stocks that they believe will underperform, or that they believe are overvalued.

**Event Driven Strategies** typically seek to achieve investment returns from market movements in security prices caused by certain corporate events, such as bankruptcies, mergers or takeovers.

**Relative Value Strategies** typically seek to exploit the mis-pricing of related assets and/or price convergence, often with the additional use of leverage. These strategies include, among others, fixed income arbitrage, convertible arbitrage, volatility arbitrage and statistical arbitrage strategies.

**Macro Strategies** typically seek to produce total return by long and short investing across global fixed income, currency, equity, and commodity markets using fundamental analysis or quantitative techniques. Macro managers typically have no bias to be long, short, or neutral.

The Investment Adviser measures the Fund's performance against the ICE BofAML Three-Month U.S. Treasury Bill Index. The Fund's broad-based securities market index is the MSCI World Index (Net, USD, Unhedged). The ICE BofAML Three-Month U.S. Treasury Bill Index is comprised of a single issue purchased at the beginning of the month and held for a full month. At the end of the month that issue is sold and rolled into a newly selected issue. The issue selected at each month-end rebalancing is the outstanding Treasury Bill that matures closest to, but not beyond, three months from the rebalancing date. To qualify for selection, an issue must have settled on or before the month-end rebalancing date. The MSCI World Index (Net, USD, Unhedged) is a free float-adjusted market capitalization weighted index that is designed to measure the equity market performance of 23 developed markets.

**THE FUND DOES NOT REPRESENT A COMPLETE INVESTMENT PROGRAM. THE FUND'S NAV MAY FLUCTUATE SUBSTANTIALLY OVER TIME. BECAUSE THE FUND ATTEMPTS TO APPROXIMATE THE RETURN AND RISK PATTERNS OF A DIVERSIFIED UNIVERSE OF HEDGE FUNDS, THE FUND'S PERFORMANCE MAY POTENTIALLY BE LOWER THAN THE RETURNS OF THE BROADER STOCK MARKET. PAST PERFORMANCE OF THE FUND IS NOT AN INDICATION OF FUTURE RETURNS. YOU MAY LOSE MONEY EVEN IF THE FUND'S PAST RETURNS HAVE BEEN POSITIVE. ACCORDINGLY, THE FUND SHOULD BE CONSIDERED A SPECULATIVE INVESTMENT ENTAILING A HIGH DEGREE OF RISK AND IS NOT SUITABLE FOR ALL INVESTORS.**

## Commodity Strategy Fund

The Fund seeks to maintain substantial economic exposure to the performance of the commodities markets. The Fund primarily gains exposure to the commodities markets by investing in the CSF Subsidiary. The CSF Subsidiary is advised by the Investment Adviser, and has the same investment objective as the Fund. CoreCommodity serves as sub-adviser to both the Fund and the CSF Subsidiary.

The Fund seeks to provide exposure to the commodities markets by investing, through the CSF Subsidiary, in commodity-linked investments including, without limitation, commodity swaps, commodity futures contracts, exchange-listed commodity forward contracts, options on commodity futures, and commodity-linked notes. In pursuing its objective, the Fund attempts to provide long and/or short exposure to the returns of real assets that trade in the commodity markets without direct investment in physical commodities. Real assets include oil, gas, industrial and precious metals, livestock, and agricultural or meat products, or other items that have tangible properties. Commodity-linked investments may be more volatile and less liquid than the underlying instruments and their value may be affected by the performance of commodities as well as weather, tax, and other regulatory or political developments, overall market movements and other factors affecting the value of particular industries or commodities, such as disease, embargoes, acts of war or terrorism. The Fund seeks to provide exposure to various commodities and commodities sectors.

**Investment in the Subsidiary.** The Fund may invest up to 25% of its total assets in the CSF Subsidiary. The CSF Subsidiary primarily obtains its commodity exposure by investing in commodity-linked derivative instruments (which typically includes total return swaps). Commodity-linked swaps are derivative instruments whereby the cash flows agreed upon between counterparties are dependent upon the price of the underlying commodity or commodity index (or a component of the underlying commodity index) over the life of the swap. The value of the swap will rise and fall in response to changes in the underlying commodity or commodity index (or component of the underlying commodity index). Commodity-linked swaps expose the CSF Subsidiary and the Fund economically to movements in commodity prices. Such instruments may be leveraged so that small changes in the underlying commodity prices would result in disproportionate changes in the value of the instrument. Neither the Fund nor the CSF Subsidiary invests directly in physical commodities. The CSF Subsidiary will also invest in other instruments, including fixed income securities, either as investments or to serve as margin or collateral for its swap positions.

**Roll-Timing Strategy.** The Sub-Adviser will take various factors into account when seeking commodity market exposure, such as, without limitation, the results of proprietary models developed by the Sub-Adviser, relative price differentials for various commodity futures for current delivery as compared to those for future delivery, and market conditions. Among other strategies, the Fund employs commodity roll-timing strategies. “Rolling” futures exposure is the process by which the holder of a particular futures contract or other instrument providing futures exposure (e.g. swaps) will sell such contract or instrument on or before the expiration date and simultaneously purchase a new contract or instrument with identical terms except for a later expiration date. This process allows a holder of the instrument to extend its current position through the original instrument’s expiration without delivering the underlying asset. The Fund does not intend to take physical delivery of commodities.

“Roll-timing” is a process by which the Fund may seek to add incremental return through methods of rolling its commodities exposure. The Fund’s rolling may differ from that of the Bloomberg Commodity Index Total Return (“BCOM”) to the extent necessary to enable the Fund to seek excess returns over the BCOM. To the extent the Investment Adviser believes fundamental or technical developments will impact its decisions with respect to rolling its commodities exposure decision, the Investment Adviser will incorporate those views into the Fund by electing to “roll-time” positions earlier or later versus the BCOM, or through the holding and rolling of positions with longer or different dates than the BCOM. The Fund also may underweight or overweight various commodities as compared to the BCOM, and may utilize commodities that are not components of the BCOM.

**Fixed Income Investments.** As a result of the Fund’s use of derivatives, the Fund may hold as collateral significant amounts of U.S. Treasury or short-term investments, including money market funds. In managing the collateral portion of the Fund’s investment strategy, the Sub-Adviser generally seeks capital preservation.

**Other.** The Fund may also invest for both hedging and non-hedging purposes in options, futures, forwards, options on futures and swaps, and may invest in commodity index-linked structured notes. The Fund may invest up to 35% of its net assets in foreign securities. The Fund will primarily allocate its assets among the CSF Subsidiary and fixed income and other debt securities. In pursuing its investment objective, the Fund uses the BCOM as its performance benchmark but the Fund is actively managed and will not attempt to replicate the index. The Fund may, therefore, invest in securities that are not included in the BCOM or seek to hedge the exposure of components of the BCOM.

The Fund will not invest 25% or more of its total assets in instruments issued by companies in any one industry.

The Investment Adviser measures the Fund’s performance against the BCOM (Gross, USD, Unhedged). The Fund’s broad-based securities market index is the S&P 500® Index. The BCOM (Gross, USD, Unhedged) is composed of futures contracts and reflects the returns on a fully collateralized investment in the BCOM. This combines the returns of the BCOM with the returns on cash collateral invested in 13 week (3 Month) U.S. Treasury Bills. The S&P 500® Index is the Standard & Poor’s 500 Composite index of 500 stocks, an unmanaged index of common stock prices.

### CoreCommodity Team’s Investing Philosophy:

Commodity markets can provide portfolio diversification due to their low historical correlations with traditional asset classes such as large cap equities and investment grade fixed income securities. The Commodity Strategy Fund seeks to provide this diversification primarily through investments (through its CSF Subsidiary) in commodity-linked and commodity index-linked swaps, listed commodity futures, and listed commodity forwards, which together provide general exposure to the performance of this asset class, taking an active investment approach as described herein. The Fund also invests in U.S. Treasury securities.

### Managed Futures Strategy Fund

The Fund implements a trend-following strategy that takes long and/or short positions in a wide range of asset classes, including equities, fixed income, commodities and currencies, among others, to seek long-term absolute return. The Fund seeks to achieve its investment objective by investing primarily in a portfolio of equities, equity index futures, bonds, bond futures, equity swaps, interest rate swaps, currency forwards and non-deliverable forwards, options, ETFs, and structured securities. As a result of the Fund’s use of derivatives, the Fund may also hold significant amounts of U.S. Treasuries or short-term investments, including money market funds, repurchase agreements, cash and time deposits. The Fund’s investments will be made without restriction as to issuer capitalization, country, currency, maturity or credit rating.

The Fund may implement short positions and may do so by using swaps or futures, or through short sales of any instrument that the Fund may purchase for investment. For example, the Fund may enter into a futures contract pursuant to which it agrees to sell an asset (that it does not currently own) at a specified price at a specified point in the future. This gives the Fund a short position with respect to that asset.

The Investment Adviser seeks to identify price trends in various asset classes over short-, medium-, and long-term horizons via a proprietary investment model, in combination with a qualitative overlay. The proprietary investment model uses past asset prices and other market information to seek to determine the direction and the magnitude of the price trend. The investment model tends to have positive view on assets with positive trends and negative view on assets with negative trends. For certain assets where market events

produce predictable price patterns, the model adjusts such asset views accordingly. Based on the investment model views, the Fund will take a long or short position in the instrument or asset. Long positions benefit from an increase in price of the underlying instrument or asset, while short positions benefit from a decrease in price of the underlying instrument or asset. The size of the Fund's position in an instrument or asset will primarily be related to the strength of the overall trend identified by the investment model as well as its forecasted risk.

The Fund's investment selection process generally relies on a proprietary investment model. From time to time the Investment Adviser may, in its discretion, also utilize a qualitative overlay. As a result of the qualitative overlay, the Fund's investments may not correspond to those generated by the Investment Adviser's proprietary investment model. The Fund may make investment decisions that deviate from those generated by the Investment Adviser's proprietary investment model, at the discretion of the Investment Adviser, for a number of reasons including, but not limited to, market and/or trading liquidity events. In addition, the Investment Adviser may, in its discretion, make changes to its investment model, or use other investment models based on the Investment Adviser's proprietary research. For additional information, please consult the Fund's SAI.

The Fund may use leverage (e.g., by borrowing or through derivatives). As a result, the sum of the Fund's investment exposures may exceed the amount of assets invested in the Fund, although these exposures may vary over time.

The Fund may seek exposure to the commodities markets by investing in commodity index-linked structured notes. The Fund may also take long and/or short positions in commodities by investing in other investment companies, ETFs or other pooled investment vehicles. The Fund may also gain exposure to the commodities markets by investing in the MFS Subsidiary. The MFS Subsidiary is advised by the Investment Adviser and seeks to gain commodities exposure.

***Investment in the Subsidiary.*** The Fund may invest up to 25% of its total assets in the MFS Subsidiary. The MFS Subsidiary primarily obtains its commodity exposure by investing in commodity-linked derivative instruments (which may include total return swaps). Commodity-linked swaps are derivative instruments whereby the cash flows agreed upon between counterparties are dependent upon the price of the underlying commodity or commodity index over the life of the swap. The value of the swap will rise and fall in response to changes in the underlying commodity or commodity index. Commodity-linked swaps expose the MFS Subsidiary and the Fund economically to movements in commodity prices. Such instruments may be leveraged so that small changes may produce disproportionate losses to the Fund. Neither the Fund nor the MFS Subsidiary purchases or holds physical commodities directly. The MFS Subsidiary will also invest in other instruments, including fixed income securities, either as investments or to serve as margin or collateral for its swap positions, as well as volatility index derivatives.

The Investment Adviser uses derivatives, including futures, swaps, and forwards, among others, to implement long and short positions.

In considering whether to maintain an existing position, the Investment Adviser will take into account a number of factors including, without limitation, the Investment Adviser's views on future performance of the position and the Fund's liquidity and/or risk diversification profile.

The Investment Adviser measures the Fund's performance against the ICE BofAML Three-Month U.S. Treasury Bill Index. The Fund's broad-based securities market index is the Bloomberg Global Aggregate Index (Gross, USD, Hedged). The ICE BofAML Three-Month U.S. Treasury Bill Index is comprised of a single issue purchased at the beginning of the month and held for a full month. At the end of the month that issue is sold and rolled into a newly selected issue. The issue selected at each month-end rebalancing is the outstanding Treasury Bill that matures closest to, but not beyond, three months from the rebalancing date. To qualify for selection, an issue must have settled on or before the month-end rebalancing date. The Bloomberg Global Aggregate Index (Gross, USD, Hedged) provides a broad-based measure of the global investment-grade fixed income markets. The three major components of this index are the U.S. Aggregate, the Pan-European Aggregate, and the Asian-Pacific Aggregate Indices. The Bloomberg Global Aggregate Index (Gross, USD, Hedged) also includes Eurodollar and Euro-Yen corporate bonds, Canadian government, agency and corporate securities, and USD investment grade 144A securities.

### ***All Funds***

The Funds may, from time to time, take temporary defensive positions that are inconsistent with the Funds' principal investment strategies in attempting to respond to adverse market, political or other conditions. For temporary defensive purposes (and to the extent that it is permitted to invest in the following), each Fund may invest up to 100% of its total assets in securities issued or guaranteed by the U.S. government, its agencies, instrumentalities or sponsored enterprises ("U.S. Government Securities"), commercial paper rated at least A-2 by S&P Global Ratings, P-2 by Moody's or having a comparable credit rating by another NRSRO (or if unrated, determined by the Investment Adviser or Sub-Adviser to be of comparable credit quality), certificates of deposit, bankers' acceptances, repurchase agreements, non-convertible preferred stocks and non-convertible corporate bonds with a remaining maturity of less than one year, certain ETFs and other investment companies and cash items. When a Fund's assets are invested in such instruments, the Fund may not be achieving its investment objective.

## ADDITIONAL FEES AND EXPENSES INFORMATION

“Acquired Fund Fees and Expenses” reflect the expenses, (including the management fees) borne by the Absolute Return Tracker Fund, the Commodity Strategy Fund, and the Managed Futures Strategy Fund as the sole shareholders of the ART Subsidiary, AP Subsidiary, CSF Subsidiary, and MFS Subsidiary, respectively. In addition, “Acquired Fund Fees and Expenses” reflect the expenses (including the management fees) borne by the Funds through their ownership in other investment companies.

Differences in the “Expense Limitation” ratios across a Fund’s share classes are the result of, among other things, the effect of mathematical rounding on the daily accrual of expense reimbursement, particularly, in respect to share classes with small amounts of assets.

Differences in the “Other Expenses” ratios across a Fund’s share classes are the result of, among other things, contractual differences in transfer agency fees and/or the effect of mathematical rounding on the daily accrual of certain expenses, particularly, in respect to share classes with small amounts of assets.

## ADDITIONAL PERFORMANCE AND BENCHMARK INFORMATION

The below is additional information that relates to the “Performance” section of each Fund’s summary section.

Note that the “Best Quarter” and “Worst Quarter” figures shown in the “Performance” section of each Fund’s Summary section are applicable only to the time period covered by the bar chart.

These definitions apply to the after-tax returns shown in the “Performance” section of each Fund’s Summary section.

**Average Annual Total Returns Before Taxes.** These returns do not reflect taxes on distributions on a Fund’s Shares nor do they show how performance can be impacted by taxes when shares are redeemed (sold) by you.

**Average Annual Total Returns After Taxes on Distributions.** These returns assume that taxes are paid on distributions on a Fund’s Class A Shares (i.e., dividends and capital gains) but do not reflect taxes that may be incurred upon redemption (sale) of the Class A Shares at the end of the performance period.

**Average Annual Total Returns After Taxes on Distributions and Sale of Fund Shares.** These returns reflect taxes paid on distributions on a Fund’s Class A Shares and taxes applicable when the shares are redeemed (sold).

**Note on Tax Rates.** The after-tax performance figures are calculated using the historically highest individual federal marginal income tax rates at the time of the distributions and do not reflect state and local taxes. In calculating the federal income taxes due on redemptions, capital gains taxes resulting from a redemption are subtracted from the redemption proceeds and the tax benefits from capital losses resulting from the redemption are added to the redemption proceeds. Under certain circumstances, the addition of the tax benefits from capital losses resulting from redemptions may cause the Returns After Taxes on Distributions and Sale of Fund Shares to be greater than the Returns After Taxes on Distributions or even the Returns Before Taxes.

**Note on Benchmarks.** References in the Prospectus to a Fund’s Regulatory or Performance Benchmark (or any other benchmark) are for informational purposes only, and unless otherwise noted, are not an indication of how a particular Fund is managed or a particular Fund’s risk characteristics.

## OTHER INVESTMENT PRACTICES AND SECURITIES

Although each Fund’s principal investment strategies are described in the Fund’s Summary—Principal Strategy section of the Prospectus, the following tables identify some of the investment techniques that may (but are not required to) be used by the Funds in seeking to achieve their investment objectives. The tables also highlight the differences and similarities among the Funds in their use of these techniques and other investment practices and investment securities. Numbers in these tables show allowable usage only; for actual usage, consult the Funds’ most recently filed Form N-CSR. For more information about these and other investment practices and securities, see Appendix A.

The Funds publish on their website (am.gs.com) complete portfolio holdings as of the end of each calendar quarter (the end of each month, in the case of Managed Futures Strategy Fund) subject to a thirty day lag between the date of the information and the date on which the information is disclosed. In addition, the Funds publish on their website certain month-end holdings information (exposures to five major asset classes, in the case of the Absolute Return Tracker and Commodity Strategy Funds) subject to a fifteen calendar-day lag between the date of the information and the date on which the information is disclosed. In addition, a description of the Funds’ policies and procedures with respect to the disclosure of the Funds’ portfolio holdings is available in the Funds’ SAI.

10 Percent of total assets (including securities lending collateral) (italic type)  
10 Percent of net assets (excluding borrowings for investment purposes) (roman type)  
• No specific percentage limitation on usage; limited only by the strategies of the Fund  
— Not permitted

	Absolute Return Tracker Fund	Commodity Strategy Fund	Managed Futures Strategy Fund
<b>Investment Practices</b>			
Borrowings	33 <sup>1</sup> / <sub>3</sub>	33 <sup>1</sup> / <sub>3</sub>	33 <sup>1</sup> / <sub>3</sub>
Credit, Currency, Equity, Index, Interest Rate, Total or Excess Return and Mortgage Swaps and Options on Swaps	•	•	•
Cross Hedging of Currencies	•	•	•
Custodial Receipts and Trust Certificates	•	•	—
Equity Swaps	•	•	•
Foreign Currency Transactions (including forward contracts)*	•	•	•
Futures Contracts and Options and Swaps on Futures Contracts	•	•	•
Illiquid Investments**	15	15	15
Interest Rate Caps, Floors and Collars	•	•	•
Investment Company Securities (including ETFs)***	10	10	10
Mortgage Dollar Rolls	•	•	—
Options on Foreign Currencies <sup>1</sup>	•	•	•
Options on Futures <sup>2</sup>	•	•	•
Options on Securities and Securities Indices	•	•	•
Options <sup>2</sup>	•	•	•
Preferred Stock	•	•	—
Repurchase Agreements	•	•	•
Reverse Repurchase Agreements (for investment purposes)	—	—	—
Securities Lending	33 <sup>1</sup> / <sub>3</sub>	—	—
Short Sales	•	•	•
Unseasoned Companies	•	•	•
Warrants and Stock Purchase Rights	•	•	—
When-Issued Securities and Forward Commitments	•	•	—

\* Limited by the amount each Fund may invest in foreign securities.

\*\* Illiquid investments are any investments that a Fund reasonably expects cannot be sold or disposed of in current market conditions in seven calendar days or less without the sale or disposition significantly changing the market value of the investment.

\*\*\* This percentage limitation does not apply to a Fund's investments in investment companies (including ETFs) where a higher percentage limitation is permitted under the Investment Company Act or rules, regulations or exemptive relief thereunder.

<sup>1</sup> The Funds may purchase and sell call and put options on foreign currencies.

<sup>2</sup> The Funds may sell call and put options and purchase call and put options on securities and securities indices in which they may invest.

- 10 Percent of total assets (excluding securities lending collateral) (italic type)  
10 Percent of Net Assets (including borrowings for investment purposes) (roman type)  
• No specific percentage limitation on usage; limited only by the strategies of the Fund  
— Not permitted

	Absolute Return Tracker Fund	Commodity Strategy Fund	Managed Futures Strategy Fund
<b>Investment Securities</b>			
American, European and Global Depositary Receipts	•	•	•
Asset-Backed and Mortgage-Backed Securities <sup>1</sup>	•		•
Bank Obligations <sup>1,2</sup>	•	•	•
Commodity-Linked Derivative Instruments <sup>3</sup>	•	•	•
Convertible Securities <sup>4</sup>	•	•	—
Corporate Debt Obligations <sup>1</sup>	•	•	•
Corporate Debt Obligations and Trust Preferred Securities	•	•	•
Equity Investments	•	•	•
Emerging Country Securities <sup>5</sup>	•	25	•
Fixed Income Securities	•	•	•
Foreign Government Securities <sup>1</sup>	•	•	•
Foreign Securities <sup>5</sup>	•	35	•
Master Limited Partnerships	•		•
Municipal Securities	•	•	—
Non-Investment Grade Fixed Income Securities <sup>6</sup>	•		•
Real Estate Investment Trusts	•		—
Stripped Mortgage-Backed Securities <sup>1</sup>	•	•	—
Structured Securities (which may include equity-linked notes) <sup>7</sup>	•	•	•
Subsidiary Shares <sup>8</sup>	25	25	25
Temporary Investments	•	•	•
U.S. Government Securities <sup>1</sup>	•	•	•
Yield Curve Options and Inverse Floating Rate Securities	•	•	•

<sup>1</sup> Limited by the amount the Fund invests in fixed income securities and limited to cash equivalents only.

<sup>2</sup> Issued by U.S. or foreign banks.

<sup>3</sup> The Funds may invest in commodity-linked derivative instruments only to the extent permissible under applicable law then in effect or in reliance upon a private letter ruling from the IRS or an opinion of counsel, or other applicable guidance or relief provided by the IRS or other agencies.

<sup>4</sup> Convertible securities purchased by the Funds use the same rating criteria for convertible and non-convertible debt securities.

<sup>5</sup> The Commodity Strategy Fund may invest in the aggregate up to 35% of its net assets in foreign securities.

<sup>6</sup> May be BB+ or lower by S&P Global Ratings or Ba1 or lower by Moody's or have a comparable credit rating by another NRSRO at the time of investment.

<sup>7</sup> Structured securities are not subject to the same minimum credit quality requirement as a Fund's investments in fixed income securities.

<sup>8</sup> Each of the Absolute Return Tracker, the Commodity Strategy, and the Managed Futures Strategy Funds may invest up to 25% of its total assets in the shares of the ART Subsidiary, the AP Subsidiary, the CSF Subsidiary, and the MFS Subsidiary (together, the "Subsidiaries"), respectively.

## Risks of the Funds

Loss of money is a risk of investing in the Fund (which, for the remainder of this Prospectus, refers to one or more of the Funds offered in this prospectus). The principal risks of each Fund are discussed in the Summary sections of the Prospectus. The following section provides additional information on the risks that apply to the Funds, which may result in a loss of your investment. The risks applicable to each Fund are presented below in alphabetical order, and not in the order of importance or potential exposure. An investment in a Fund is not a bank deposit and is not insured or guaranteed by the FDIC or any other governmental agency. Investors should carefully consider these risks before investing. None of the Funds should be relied upon as a complete investment program. There can be no assurance that a Fund will achieve its investment objective.

The investment programs of the Funds are speculative, entail substantial risks and include alternative investment techniques not employed by traditional mutual funds. A Fund's investment techniques (if they do not perform as designed) may increase the volatility of performance and the risk of investment loss, including the loss of the entire amount that is invested. Moreover, certain investment techniques which a Fund may employ in its investment program can substantially increase the adverse impact to which the Fund's investments may be subject. There is no assurance that the investment processes of a Fund will be successful, that the techniques utilized therein will be implemented successfully or that they are adequate for their intended uses, or that the discretionary element of the investment processes of a Fund will be exercised in a manner that is successful or that is not adverse to the Fund.



	Absolute Return Tracker Fund	Commodity Strategy Fund	Managed Futures Strategy Fund
✓ Principal Risk			
• Additional Risk			
Absence of Regulation	✓	✓	✓
Call/Prepayment		•	✓
Commodity Sector	✓	✓	✓
Counterparty	✓	✓	✓
Credit/Default	✓	✓	✓
Cybersecurity	•	•	•
Derivatives	✓	✓	✓
Emerging Countries	✓	•	✓
Expenses	✓		✓
Extension		•	•
Foreign	✓	✓	✓
Geographic	•	•	•
Interest Rate	✓	•	✓
Investing in the Underlying Funds	✓		
Investment Style	✓	•	✓
Large Shareholder Transactions	✓	✓	✓
Leverage	✓	✓	✓
Liquidity	✓	✓	✓
Management	✓	•	✓
Market	✓	✓	✓
Master Limited Partnerships	✓		•
Mid-Cap and Small-Cap	✓		•
Mortgage Backed and Other Asset Backed Securities	•		•
NAV	•	•	•
Non-Hedging Foreign Currency Trading	✓		✓
Non-Investment Grade Fixed Income Securities	•		•
Other Investment Companies	✓		✓
Portfolio Turnover Rate	✓	✓	✓
REIT	•		
Short Selling/Position	✓	✓	✓
Sovereign Default	•	•	•
Stock	✓		✓
Strategy	•		
Subsidiary	✓	✓	✓
Swaps	✓	✓	✓
Tax	✓	✓	✓
U.S. Government Securities	✓	✓	✓

- **Absence of Regulation Risk**—The Fund engages in transactions, which trade in a dealer network, rather than on an exchange. In general, there is less governmental regulation and supervision of transactions in the OTC markets (in which option contracts and certain options on swaps are generally traded) than of transactions entered into on organized exchanges.
- **Call/Prepayment Risk**—An issuer could exercise its right to pay principal on an obligation held by the Fund (such as a mortgage-backed security) earlier than expected. This may happen when there is a decline in interest rates, when credit spreads change, or when an issuer's credit quality improves. Under these circumstances, the Fund may be unable to recoup all of its initial investment and will also suffer from having to reinvest in lower-yielding securities.
- **Commodity Sector Risk**—Exposure to the commodities markets may subject the Fund to greater volatility than investments in more traditional securities. The value of commodity-linked investments may be affected by changes in overall market movements, commodity index volatility, changes in interest rates, or sectors affecting a particular industry or commodity, such as drought, floods, weather, livestock disease, embargoes, tariffs and other restrictions on trade, sanctions and international economic, business, political and regulatory developments. The prices of energy, industrial metals, precious metals, agriculture and livestock sector commodities may fluctuate widely due to factors such as changes in value, supply and demand and governmental regulatory policies and global events such as war, military conflict and geopolitical disputes. The energy sector can be significantly affected by changes in the prices and supplies of oil and other energy fuels, energy conservation, the success of exploration projects, and tax and other government regulations, policies of the Organization of Petroleum Exporting Countries ("OPEC") and relationships among OPEC members and between OPEC and oil-importing nations. The metals sector can be affected by sharp price volatility over short periods caused by global economic, financial and political factors, resource availability, government regulation, economic cycles, changes in inflation or expectations about inflation in various countries, interest rates, currency fluctuations, metal sales by governments, central banks or international agencies, investment speculation and fluctuations in industrial and commercial supply and demand. Commodity-linked investments are often offered by companies in the financial services sector, including the banking, brokerage and insurance sectors. As a result, events affecting issuers in the financial services sector may cause the Fund's share value to fluctuate. Although investments in commodities typically move in different directions than traditional equity and debt securities, when the value of those traditional securities is declining due to adverse economic conditions, there is no guarantee that these investments will perform in that manner, and at certain times the price movements of commodity-linked investments have been parallel to those of debt and equity securities.
- **Counterparty Risk**—Many of the protections afforded to cleared transactions, such as the security afforded by transacting through a clearing house, might not be available in connection with certain OTC transactions. Therefore, in those instances in which the Fund or its Subsidiary enters into certain OTC transactions, the Fund or its Subsidiary will be subject to the risk that its direct counterparty will not perform its obligations under the transactions and that the Fund or its Subsidiary will sustain losses. However, recent regulatory developments require margin on certain uncleared OTC transactions which may reduce, but not eliminate, this risk.
- **Credit/Default Risk**—An issuer or guarantor of fixed income securities or instruments held by the Fund (which may have low credit ratings) may default on its obligation to pay interest and repay principal or default on any other obligation. The credit quality of the Fund's portfolio securities or instruments may meet the Fund's credit quality requirements at the time of purchase but then deteriorate thereafter, and such a deterioration can occur rapidly. In certain instances, the downgrading or default of a single holding or guarantor of the Fund's holdings may impair the Fund's liquidity and have the potential to cause significant NAV deterioration. These risks are heightened in market environments where interest rates are rising as well as in connection with a Fund's investments in non-investment grade fixed income securities.
- **Cybersecurity Risk**—The Fund may be susceptible to operational and information security risks resulting from cyber-attacks. Cyber-attacks include, among others, stealing or corrupting confidential information and other data that is maintained online or digitally for financial gain, denial-of-service attacks on websites causing operational disruption, and the unauthorized release of confidential information and other data. Cyber-attacks have the ability to cause significant disruptions and impact business operations; to result in financial losses; to prevent shareholders from transacting business; to interfere with the Fund's calculation of NAV; and to lead to violations of applicable privacy and other laws, regulatory fines, penalties, reputational damage, reimbursement or other compensation costs and/or additional compliance costs. Cyber-attacks affecting the Fund or its Investment Adviser, custodian, Transfer Agent, or other third-party service providers may adversely impact the Fund and its shareholders.
- **Derivatives Risk**—The Fund's use of options, futures, forwards, swaps, options on swaps, structured securities and other similar instruments (collectively referred to in this paragraph as "derivatives") may result in losses, including due to adverse market movements. Derivatives, which may pose risks in addition to and greater than those associated with investing directly in securities, currencies or other instruments, may increase market exposure and be illiquid or less liquid, volatile, difficult to price and leveraged so that small changes in the value of the underlying assets or instruments may produce disproportionate losses to the Fund. Certain derivatives are also subject to counterparty risk, which is the risk that the other party in the transaction will not fulfill, or lacks the capacity or authority to fulfill, its contractual obligations, liquidity risk, which includes the risk that the Fund will not be able to

close its derivatives position when it is advantageous to do so, and risks arising from margin requirements, which include the risk that the Fund will be required to pay additional margin or set aside additional collateral to maintain open derivative positions. Derivatives may be used for both hedging and non-hedging purposes.

The use of derivatives is a highly specialized activity that involves investment techniques and risks different from those associated with investments in more traditional securities and instruments, and there is no guarantee that the use of derivatives will achieve their intended result. If the Investment Adviser or Sub-Adviser is incorrect in its expectation of the timing or level of fluctuation in securities prices, interest rates, currency prices or other variables, the use of derivatives could result in losses, which in some cases may be significant. A lack of correlation between changes in the value of derivatives and the value of the portfolio assets (if any) being hedged could also result in losses. In addition, there is a risk that the performance of the derivatives or other instruments used by the Investment Adviser or Sub-Adviser to replicate the performance of a particular asset class may not accurately track the performance of that asset class. Futures markets are highly volatile and the use of futures may increase the volatility of a Fund's NAV.

The use of derivatives is also subject to operational and legal risks. Operational risks generally refer to risks related to potential operational issues, including documentation issues, settlement issues, system failures, inadequate controls, and human error. Legal risks generally refer to risks of loss resulting from insufficient documentation or legality or enforceability of a contract.

- **Emerging Countries Risk**—Investments in securities of issuers located in emerging countries are subject to the risks associated with investments in foreign securities. In addition, the securities markets of most emerging countries are less liquid, developed and efficient, are subject to greater price volatility, and have smaller market capitalizations. In addition, emerging markets and frontier countries may have more or less government regulation and generally do not impose as extensive and frequent accounting, auditing, financial and other reporting requirements as the securities markets of more developed countries. As a result, there could be less information available about issuers in emerging and frontier market countries, which could negatively affect the Investment Adviser's ability to evaluate local companies or their potential impact on the Fund's performance. Further, investments in securities of issuers located in certain emerging countries involve the risk of loss resulting from problems in share registration, settlement or custody, substantial economic, political and social disruptions and the imposition of sanctions or exchange controls (including repatriation restrictions). The legal remedies for investors in emerging and frontier markets may be more limited than the remedies available in the U.S., and the ability of U.S. authorities (e.g., SEC and the U.S. Department of Justice) to bring actions against bad actors may be limited. These risks are not normally associated with investments in more developed countries. For more information about these risks, see Appendix A.
- **Expenses Risk**—By investing in Underlying Funds, the investor will incur not only a proportionate share of the expenses of those Underlying Funds held by the Fund (including operating costs and investment management fees), but also the expenses of the Fund.
- **Extension Risk**—An issuer could exercise its right to pay principal on an obligation held by the Fund (such as a mortgage-backed security) later than expected. This may happen when there is a rise in interest rates. Under these circumstances, the value of the obligation will decrease, and the Fund will also suffer from the inability to reinvest in higher yielding securities.
- **Foreign Risk**—When the Fund invests in foreign securities, it may be subject to risk of loss not typically associated with U.S. issuers. Loss may result because of more or less foreign government regulation; less public information; less stringent investor protections; less stringent accounting, corporate governance, financial reporting and disclosure standards; less liquid, developed or efficient trading markets; greater volatility; and less economic, political and social stability in the countries in which the Fund invests. Loss may also result from, among other things, deteriorating economic and business conditions in other countries, including the United States, regional and global conflicts, the imposition of sanctions, exchange controls (including repatriation restrictions), foreign taxes, confiscation of assets and property, trade restrictions (including tariffs), expropriations and other government restrictions by the United States and other governments, higher transaction costs, difficulty enforcing contractual obligations or from problems in share registration, settlement or custody. The type and severity of sanctions and other similar measures, including counter sanctions and other retaliatory actions, that may be imposed could vary broadly in scope, and their impact is impossible to predict. These types of measures may include, but are not limited to, banning a sanctioned country from global payment systems that facilitate cross-border payments, restricting the settlement of securities transactions by certain investors, and freezing the assets of particular countries, entities, or persons. The imposition of sanctions and other similar measures could, among other things, cause a decline in the value and/or liquidity of securities issued by the sanctioned country or companies located in or economically tied to the sanctioned country, downgrades in the credit ratings of the sanctioned country or companies located in or economically tied to the sanctioned country, devaluation of the sanctioned country's currency, and increased market volatility and disruption in the sanctioned country and throughout the world. Sanctions and other similar measures could limit or prevent the Fund from buying and selling securities (in the sanctioned country and other markets), significantly delay or prevent the settlement of securities transactions, and significantly impact the Fund's liquidity and performance. A Fund or the Investment Adviser may determine not to invest in, or may limit its overall investment in, a particular issuer, country or geographic region due to, among other things, heightened risks regarding repatriation restrictions, confiscation of assets and property,

expropriation or nationalization. A Fund will also be subject to the risk of negative foreign currency rate fluctuations, which may cause the value of securities denominated in such foreign currency (or other instruments through which the Fund has exposure to foreign currencies) to decline in value. Currency exchange rates may fluctuate significantly over short periods of time. Foreign risks will normally be greatest when a Fund invests in securities of issuers located in emerging countries. For more information about these risks, see Appendix A.

The Fund's investments in foreign securities may also be subject to foreign currency risk, as described above, the risk of negative foreign currency rate fluctuations, which may cause the value of securities denominated in such foreign currency (or other instruments through which the Fund may have exposure to foreign currencies) to decline in value. Foreign risks will normally be greatest when the Fund invests in securities of issuers located in emerging countries. For more information about these risks, see Appendix A.

- **Geographic Risk**—If the Fund focuses its investments in securities of issuers located in a particular country or geographic region, the Fund may be subjected, to a greater extent than if its investments were less focused, to the risks of volatile economic cycles and/or conditions and developments that may be particular to that country or region, such as: adverse securities markets; adverse exchange rates; adverse social, political, regulatory, economic, business, environmental or other developments; or natural disasters.
- **Interest Rate Risk**—When interest rates increase, fixed income securities or instruments held by the Fund (which may include inflation protected securities) will generally decline in value. Long-term fixed income securities or instruments will normally have more price volatility because of this risk than short-term fixed income securities or instruments. A wide variety of market factors can cause interest rates to rise, including central bank monetary policy, rising inflation and changes in general economic conditions. Changing interest rates may have unpredictable effects on the markets, may result in heightened market volatility and may detract from Fund performance to the extent the Fund is exposed to such interest rates and/or volatility. In addition, changes in monetary policy may exacerbate the risks associated with changing interest rates. Funds with longer average portfolio durations will generally be more sensitive to changes in interest rates than funds with a shorter average portfolio duration. Fluctuations in interest rates may also affect the liquidity of fixed income securities and instruments held by the Fund.

It is difficult to predict the magnitude, timing or direction of interest rate changes and the impact these changes will have on the markets in which the Fund invests.
- **Investing in the Underlying Funds**—The Fund's investments are concentrated in the Underlying Funds (including ETFs and other registered investment companies) subject to limitations and/or conditions prescribed by the Investment Company Act or rules, regulations or exemptive relief thereunder. The Fund's investment performance is directly related to the investment performance of the Underlying Funds it holds. The Fund is subject to the risk factors associated with investments of the Underlying Funds in direct proportion to the amount of assets allocated to each. The ability of the Fund to meet its investment objective is directly related to the ability of the Underlying Funds to meet their objectives as well as the allocation among those Underlying Funds by the Investment Adviser. The value of the Underlying Funds' investments, and the net asset values ("NAV") of the shares of both the Fund and the Underlying Funds, will fluctuate in response to various market and economic factors related to the equity and fixed income markets, as well as the financial condition and prospects of issuers in which the Underlying Funds invest. If the Fund has a relative concentration of its portfolio in a single Underlying Fund, it may be more susceptible to adverse developments affecting that Underlying Fund and may be more susceptible to losses because of these developments. There can be no assurance that the investment objective of the Fund or any Underlying Fund will be achieved.
- **Investment Style Risk**—Different investment styles (e.g., "growth," "value," or "quantitative") tend to shift in and out of favor depending upon market and economic conditions as well as investor sentiment. Certain Funds employ a "quantitative" style, and these Funds as well as the other Funds may outperform or underperform other funds that invest in similar asset classes but employ different investment styles. Additionally, with respect to the Managed Futures Strategy Fund, managed futures strategies have historically offered weaker performance in range-bound or highly volatile markets.
- **Large Shareholder Transactions Risk**—The Fund may experience adverse effects when certain large shareholders, such as other funds, institutional investors (including those trading by use of non-discretionary mathematical formulas), financial intermediaries (who may make investment decisions on behalf of underlying clients and/or include the Fund in their investment model), individuals, accounts and Goldman Sachs affiliates, purchase or redeem large amounts of shares of the Fund. Such large shareholder redemptions, which may occur rapidly or unexpectedly, may cause the Fund to sell portfolio securities at times when it would not otherwise do so, which may negatively impact the Fund's NAV and liquidity. Similarly, large Fund share purchases may adversely affect the Fund's performance to the extent that the Fund is delayed in investing new cash or otherwise maintains a larger cash position than it ordinarily would. These transactions may also accelerate the realization of taxable income to shareholders if such sales of investments resulted in gains, and may also increase transaction costs. In addition, a large redemption could result in the Fund's current expenses being allocated over a smaller asset base, leading to an increase in the Fund's expense ratio.
- **Leverage Risk**—Leverage creates exposure to potential gains and losses in excess of the initial amount invested. Borrowing and the use of derivatives may result in leverage and may increase market exposure and make the Fund more volatile. When the Fund uses

leverage, the sum of the Fund's investment exposures may significantly exceed the amount of assets invested in the Fund, although these exposures may vary over time. Relatively small market movements may result in large changes in the value of a leveraged investment. The use of leverage may cause the Fund to liquidate portfolio positions to satisfy its obligations or to meet margin/collateral requirements when it may not be advantageous to do so. The use of leverage by the Fund can substantially increase the Fund's investment risks and cause losses to be realized more quickly.

- **Liquidity Risk**—The Fund may invest in securities or instruments that trade in lower volumes, that are less liquid than other investments and/or that may become illiquid or less liquid in response to market developments or adverse investor perceptions. Investments that are illiquid or that trade in lower volumes may be more difficult to value. The Fund's transactions in securities that trade in lower volumes may be executed over a period of time, which could impact the prices at which the Fund transacts. When there is no willing buyer and investments cannot be readily sold at the desired time or price, the Fund may have to accept a lower price or may not be able to sell the security or instrument at all. An inability to sell one or more portfolio positions can adversely affect the Fund's value or prevent the Fund from being able to take advantage of other investment opportunities.

Illiquidity can be caused by a drop in overall market trading volume, an inability to find a willing buyer, or legal restrictions on the securities' resale. To the extent that the traditional dealer counterparties that engage in fixed income trading do not maintain inventories of bonds (which provide an important indication of their ability to "make markets") that keep pace with the growth of the bond markets over time, relatively low levels of dealer inventories could lead to decreased liquidity and increased volatility in the fixed income markets. Additionally, market participants other than a Fund may attempt to sell fixed income holdings at the same time as the Fund, which could cause downward pricing pressure and contribute to decreased liquidity.

Because the Fund may invest in non-investment grade fixed income securities, small- and mid-capitalization stocks, REITs and/or emerging country issuers, the Fund may be especially subject to the risk that during certain periods, the liquidity of particular issuers or industries, or all securities within a particular investment category, may shrink or disappear suddenly and without warning as a result of adverse economic, market or political events (including periods of rapid interest rate changes), or adverse investor perceptions, whether or not accurate.

Liquidity risk may also refer to the risk that the Fund will not be able to pay redemption proceeds within the allowable time period stated in the Prospectus or without significant dilution to remaining investors' interests because of unusual market conditions, declining prices of the securities sold, an unusually high volume of redemption requests or other reasons. While the Fund reserves the right to meet redemption requests through in-kind distributions, the Fund may instead choose to raise cash to meet redemption requests through sales of portfolio securities or permissible borrowings. If the Fund is forced to sell investments at an unfavorable time and/or under unfavorable conditions, such sales may adversely affect the Fund's NAV and dilute remaining investors' interests.

Certain shareholders, including clients or affiliates of the Investment Adviser or Sub-Adviser and/or other funds managed by the Investment Adviser or Sub-Adviser, may from time to time own or control a significant percentage of the Fund's shares. Redemptions by these shareholders of their shares of the Fund may further increase the Fund's liquidity risk and may impact the Fund's NAV. These shareholders may include, for example, institutional investors, funds of funds, discretionary advisory clients, certain participating insurance companies, accounts or Goldman Sachs affiliates and other shareholders, whose buy-sell decisions are controlled by a single decision-maker.

- **Management Risk**—The strategy used by the Investment Adviser or Sub-Adviser may fail to produce the intended results. In addition, the Sub-Adviser of the Commodity Strategy Fund may rely on key personnel to carry out its investment strategy and a loss of services of any of these personnel may adversely impact the Sub-Adviser and the Fund. With respect to the Absolute Return Tracker Fund and the Managed Futures Strategy Fund, the Investment Adviser attempts to execute complex strategies using proprietary quantitative models. Investments selected using these models may perform differently than expected as a result of the factors used in the models (including, for the Absolute Return Tracker Fund, the Market Exposures and Trading Strategies), the weight placed on each factor, changes from the factors' historical trends, the speed that market conditions change and technical and other issues in the construction, implementation and maintenance of the models (including, for example, data problems, unauthorized changes and/or software issues). The use of proprietary quantitative models could be adversely impacted by unforeseeable software or hardware malfunction and other technological failures, power loss, software bugs, malicious code such as "worms," viruses or system crashes or various other events or circumstances within or beyond the control of the Investment Adviser or Sub-Adviser. Certain of these events or circumstances may be difficult to detect.

Models used by the Investment Adviser may also be predictive in nature and have inherent risks. Models that have been formulated on the basis of past market data may not correctly forecast future price movements, sentiments, trends and themes, among other things. For example, models may not be reliable if unusual or disruptive events cause market movements, the nature or size of which are inconsistent with the historical performance of individual markets or issuers and their relationship to one another or to other macroeconomic events. Models may also use artificial intelligence techniques, such as natural language processing and machine learning, which could be less transparent or interpretable and could produce unexpected results, which can result in losses. Models also rely heavily on data, including non-traditional (or alternative) data, that may be licensed from a variety of sources, and



the functionality of the models depends, in part, on the accuracy, reliability and completeness of, and continued access to, voluminous data inputs. There is no guarantee that the Investment Adviser's use of these quantitative models will result in effective investment decisions for the Fund. Additionally, commonality of holdings across quantitative money managers may amplify losses.

- **Market Risk**—The value of the securities in which the Fund invests may go up or down in response to the prospects of individual companies, particular sectors, governments or countries and/or general economic conditions throughout the world. Price changes may be temporary or last for extended periods. The Fund's investments may be overweighted from time to time in one or more sectors, countries or regions, which will increase the Fund's exposure to risk of loss from adverse developments affecting those sectors, countries or regions.

Global economies and financial markets are becoming increasingly interconnected, and conditions and events in one country, region or financial market may adversely impact issuers in a different country, region or financial market. Furthermore, local, regional and global events such as war, military conflict, geopolitical disputes, acts of terrorism, social or political unrest, natural disasters, recessions, inflation, rapid interest rate changes, supply chain disruptions, tariffs and other restrictions on trade, sanctions or the spread of infectious illness or other public health threats, or the threat or potential of one or more such events and developments, could also adversely impact issuers, markets and economies, including in ways that cannot necessarily be foreseen. The Fund could be negatively impacted if the value of a portfolio holding were harmed by such political or economic conditions or events. In addition, governmental and quasi-governmental organizations have taken a number of unprecedented actions designed to support the markets. Such conditions, events and actions may result in greater market risk.

- **Master Limited Partnership Risk**— The Fund's investments in securities of a Master Limited Partnership ("MLP") involve risks that differ from investments in common stock, including risks related to limited control and limited rights to vote on matters affecting the MLP, risks related to potential conflicts of interest between the MLP and the MLP's general partner, cash flow risks, dilution risks and risks related to the general partner's right to require unit-holders to sell their common units at an undesirable time or price, resulting from regulatory changes or other reasons. Certain MLP securities may trade in lower volumes due to their smaller capitalizations. Accordingly, those MLPs may be subject to more abrupt or erratic price movements and may lack sufficient market liquidity to enable the Fund to effect sales at an advantageous time or without a substantial drop in price. Investment in those MLPs may restrict the Fund's ability to take advantage of other investment opportunities. MLPs are generally considered interest-rate sensitive investments. During periods of interest rate volatility, these investments may not provide attractive returns.

To the extent a distribution received by the Fund from an MLP is treated as a return of capital, the Fund's adjusted tax basis in the interests of the MLP may be reduced, which will result in an increase in an amount of income or gain (or decrease in the amount of loss) that will be recognized by the Fund for tax purposes upon the sale of any such interests or upon subsequent distributions in respect of such interests. Furthermore, any return of capital distribution received from the MLP may require the Fund to restate the character of its distributions and amend any shareholder tax reporting previously issued. Moreover, a portion of any gain or loss recognized by the Fund on a disposition of an MLP equity security (or by an MLP on a disposition of an underlying asset) may be separately computed and treated as ordinary income or loss under the Internal Revenue Code of 1986, as amended (the "Code"), to the extent attributable to assets of the MLP that give rise to depreciation recapture, intangible drilling and development cost recapture, or other "unrealized receivables" or "inventory items" under the Code. Any such gain may exceed net taxable gain realized on the disposition and will be recognized even if there is a net taxable loss on the sale. The Fund's net capital losses may only be used to offset capital gains and therefore cannot be used to offset gains that are treated as ordinary income. Thus, the Fund could recognize both gain that is treated as ordinary income and a capital loss on a disposition of an MLP equity security (or on an MLP's disposition of an underlying asset) and would not be able to use the capital loss to offset that gain.

MLPs are generally treated as partnerships for U.S. federal income tax purposes. Partnerships do not pay U.S. federal income tax at the partnership level. Rather, each partner is allocated a share of the partnership's income, gains, losses, deductions and expenses. A change in current tax law, or a change in the underlying business mix of a given MLP, could result in an MLP being treated as a corporation for U.S. federal income tax purposes, which could result in a reduction of the value of the Fund's investment in the MLP and lower income to the Fund.

Individuals and certain other noncorporate entities are generally eligible for a 20% deduction with respect to taxable income from MLPs through 2025. Currently, there is not a regulatory mechanism for regulated investment companies such as the Fund to pass through the 20% deduction to shareholders. As a result, in comparison, investors investing directly in MLPs would generally be eligible for the 20% deduction for such taxable income from these investments while investors investing in MLPs held indirectly if any through the Fund would not be eligible for the 20% deduction for their share of such taxable income.

- **Mid-Cap and Small-Cap Risk**—The securities of mid-capitalization and small-capitalization companies involve greater risks than those associated with larger, more established companies and may be subject to more abrupt or erratic price movements. Securities of such issuers may lack sufficient market liquidity to enable the Fund to effect sales at an advantageous time or without a



substantial drop in price. Both mid-capitalization and small-capitalization companies often have narrower markets and more limited managerial and financial resources than larger, more established companies. As a result, their performance can be more volatile and they face greater risk of business failure, which could increase the volatility of the Fund's portfolio. Generally, the smaller the company size, the greater these risks become.

- ***Mortgage-Backed and Other Asset-Backed Securities Risk***—Mortgage-related and other asset-backed securities are subject to credit/default, interest rate and certain additional risks. Generally, rising interest rates tend to extend the duration of fixed rate mortgage-backed securities, making them more sensitive to changes in interest rates. As a result, in a period of rising interest rates, if a Fund holds mortgage-backed securities, it may exhibit additional volatility. This is known as extension risk. In addition, adjustable and fixed rate mortgage-backed securities are subject to prepayment risk. When interest rates decline, borrowers may pay off their mortgages sooner than expected. This can reduce the returns of a Fund because the Fund may have to reinvest that money at the lower prevailing interest rates. Due to these risks, asset-backed securities may become more volatile in certain interest rate environments.

A Fund's investments in other asset-backed securities are subject to risks similar to those associated with mortgage-backed securities, as well as additional risks associated with the nature of the assets and the servicing of those assets. Asset-backed securities may not have the benefit of a security interest in collateral comparable to that of mortgage assets, resulting in additional credit risk.

The Funds may invest in mortgage-backed securities issued by the U.S. Government (see "U.S. Government Securities Risk"). To the extent that a Fund invests in mortgage-backed securities offered by non-governmental issuers, such as commercial banks, savings and loan institutions, private mortgage insurance companies, mortgage bankers and other secondary market issuers, the Fund may be subject to additional risks. Timely payment of interest and principal of non-governmental issuers are supported by various forms of private insurance or guarantees, including individual loan, title, pool and hazard insurance purchased by the issuer. There can be no assurance that the private insurers can meet their obligations under the policies. An unexpectedly high rate of defaults on the mortgages held by a mortgage pool may adversely affect the value of a mortgage-backed security and could result in losses to a Fund. The risk of such defaults is generally higher in the case of mortgage pools that include subprime mortgages or during periods of rising interest rates. Subprime mortgages refer to loans made to borrowers with weakened credit histories or with a lower capacity to make timely payments on their mortgages.

The values of, and income generated by, commercial mortgage-backed securities ("CMBS") may be adversely affected by changing interest rates and other developments impacting the commercial real estate market, such as population shifts and other demographic changes, increasing vacancies (potentially for extended periods) and reduced demand for commercial and office space as well as maintenance or tenant improvement costs and costs to convert properties for other uses. These developments could result from, among other things, changing tastes and preferences (such as for remote work arrangements) as well as cultural, technological, global or local economic and market developments. In addition, changing interest rate environments and associated changes in lending standards and higher refinancing rates may adversely affect the commercial real estate and CMBS markets. The occurrence of any of the foregoing developments would likely increase default risk for the properties and loans underlying these investments as well as impact the value of, and income generated by, these investments. These developments could also result in reduced liquidity for CMBS and other real estate-related investments.

- ***NAV Risk***—The net asset value of the Fund and the value of your investment will fluctuate.
- ***Non-Hedging Foreign Currency Trading Risk***—The Fund may engage in forward foreign currency transactions for both hedging and non-hedging purposes. The Fund's Investment Adviser may purchase or sell foreign currencies through the use of forward contracts based on the Investment Adviser's judgment regarding the direction of the market for a particular foreign currency or currencies. In pursuing this strategy, the Investment Adviser seeks to profit from anticipated movements in currency rates by establishing "long" and/or "short" positions in forward contracts on various foreign currencies. Foreign exchange rates can be extremely volatile and a variance in the degree of volatility of the market or in the direction of the market from the Investment Adviser's expectations may produce significant losses to the Fund. Some of the transactions may also be subject to interest rate risk.
- ***Non-Investment Grade Fixed Income Securities Risk***—Non-investment grade fixed income securities and unrated securities of comparable credit quality (commonly known as "junk bonds") are considered speculative and are subject to the increased risk of an issuer's inability to meet principal and interest payment obligations. These securities may be subject to greater price volatility due to such factors as specific issuer developments, interest rate sensitivity, negative perceptions of the junk bond markets generally and less liquidity.
- ***Other Investment Companies Risk***—By investing in other investment companies (including ETFs) indirectly through the Fund, investors will incur a proportionate share of the expenses of the other investment companies held by the Fund (including operating costs and investment management fees) in addition to the fees regularly borne by the Fund. In addition, the Fund will be affected by the investment policies, practices and performance of such investment companies in direct proportion to the amount of assets the Fund invests therein.

- **Portfolio Turnover Rate Risk**—The Fund may engage in active and frequent trading of portfolio securities to achieve its principal investment strategies. A high rate of portfolio turnover involves correspondingly greater expenses which must be borne by the Fund and its shareholders.
- **REIT Risk**—Investing in REITs involves certain unique risks in addition to those risks associated with investing in the real estate industry in general. REITs whose underlying properties are concentrated in a particular industry or geographic region are also subject to risks affecting such industries and regions. The securities of REITs involve greater risks than those associated with larger, more established companies and may be subject to more abrupt or erratic price movements because of interest rate changes, economic conditions and other factors. For example, the value of these securities may decline when interest rates rise and will also be affected by the real estate market and by the management or development of the underlying properties. The underlying properties may be subject to mortgage loans, which may also be subject to the risks of default. REITs may also fail to qualify for tax free pass-through of income or may fail to maintain their exemptions from investment company registration. Securities of such issuers may lack sufficient market liquidity to enable the Fund to effect sales at an advantageous time or without a substantial drop in price.
- **Short Selling/Position Risk**—Certain Funds may engage in short selling. Short selling involves leverage of the Fund's assets and presents various risks. In order to establish a short position in a financial instrument, the Fund must first borrow the instrument from a lender, such as a broker or other institution. The Funds may not always be able to borrow an instrument at a particular time or at an acceptable price. Thus, there is risk that the Funds may be unable to implement their investment strategies due to the lack of available financial instruments or for other reasons.

The Absolute Return Tracker, Commodity Strategy and Managed Futures Strategy Funds may also enter into a short derivative position through a futures contract, an option or swap agreement. Taking short positions involves leverage of the Fund's assets and presents various risks. If the value of the instrument or market in which the Fund has taken a short position on increases, then the Fund will incur a loss equal to the increase in value from the time that the short position was entered into plus any premium and interest paid to a third party. Taking short positions involves the risk that losses may be disproportionate and may exceed the amount invested.

After selling a borrowed financial instrument, the Fund is then obligated to "cover" the short sale by purchasing and returning the instrument to the lender on a later date. The Fund cannot guarantee that the financial instrument necessary to cover a short position will be available for purchase at the time the Fund wishes to close a short position or, if available, that the instrument will be available at an acceptable price. If the borrowed instrument has appreciated in value, the Fund will be required to pay more for the replacement instrument than the amount it received for selling the instrument short. Moreover, purchasing a financial instrument to cover a short position can itself cause the price of the instrument to rise further, thereby exacerbating the loss. The potential loss on a short sale is unlimited because the loss increases as the price of the instrument sold short increases and the price may rise indefinitely. If the price of a borrowed financial instrument declines before the short position is covered, the Fund may realize a gain. The Fund's gain on a short sale, before transaction and other costs, is generally limited to the difference between the price at which it sold the borrowed instrument and the price it paid to purchase the instrument to return to the lender.

While the Fund has an open short position, it is subject to the risk that the financial instrument's lender will terminate the loan at a time when the Fund is unable to borrow the same instrument from another lender. If this happens, the Fund may be required to buy the replacement instrument immediately at the instrument's then current market price or "buy in" by paying the lender an amount equal to the cost of purchasing the instrument to close out the short position.

Short sales also involve other costs. The Fund must normally repay to the lender an amount equal to any dividends or interest that accrues while a loan is outstanding. In addition, to borrow a financial instrument, the Fund may be required to pay a premium. The Funds also will incur transaction costs in effecting short sales. The amount of any ultimate gain for the Fund resulting from a short sale will be decreased, and the amount of any ultimate loss will be increased, by the amount of premiums, dividends, interest or expenses the Fund may be required to pay in connection with the short sale.

Until the Fund replaces a borrowed instrument, the Fund may be required to maintain short sale proceeds with the lending broker as collateral. Moreover, the Fund will be required to make margin payments to the lender during the term of the borrowing if the value of the security it borrowed (and short sold) increases. Thus, short sales involve credit exposure to the broker that executes the short sales. In the event of the bankruptcy or other similar insolvency with respect to a broker with whom the Fund has an open short position, the Fund may be unable to recover, or delayed in recovering, any margin or other collateral held with or for the lending broker.

- **Sovereign Default Risk**—The issuer of non-U.S. sovereign debt held by the Fund or the governmental authorities that control the repayment of the debt may be unable or unwilling to repay the principal or interest when due. This may result from political or social factors, the general economic environment of a country or levels of borrowing rates, foreign debt, or foreign currency exchange rates.
- **Economic Risk**—The risks associated with the general economic environment of a country. These can encompass, among other things, low quality and growth rate of Gross Domestic Product (“GDP”), high inflation or deflation, high government deficits as a percentage of GDP, weak financial sector, overvalued exchange rate, and high current account deficits as a percentage of GDP.
- **Political Risk**—The risks associated with the general political and social environment of a country. These factors may include among other things government instability, poor socioeconomic conditions, corruption, lack of law and order, lack of democratic accountability, poor quality of the bureaucracy, internal and external conflict, the imposition of international sanctions, and religious and ethnic tensions. High political risk can impede the economic welfare of a country.
- **Repayment Risk**—A country may be unable to pay its external debt obligations in the immediate future. Repayment risk factors may include but are not limited to high foreign debt as a percentage of GDP, high borrowing rates (which may increase in market environments where interest rates are rising), high foreign debt service as a percentage of exports, low foreign exchange reserves as a percentage of short-term debt or exports, and an unsustainable exchange rate structure.
- **Stock Risk**—Stock prices have historically risen and fallen in periodic cycles. U.S. and foreign stock markets have experienced periods of substantial price volatility in the past and may do so again in the future. Stock prices may fluctuate from time to time in response to the activities of individual companies and in response to general market and economic conditions. Individual companies may report poor results or be negatively affected by industry and/or economic trends and developments, and the stock prices of such companies may suffer a decline in response.
- **Strategy Risk**—From time to time, regulatory constraints or other considerations may prevent the Absolute Return Tracker Fund from replicating precisely the returns of a Market Exposure or Trading Strategy. This may occur for a number of reasons. For example, the Absolute Return Tracker Fund is taxed as a regulated investment company under the Code, and the Code imposes certain percentage limitations applicable to investments by regulated investment companies. To the extent it would result in a violation of the Code, the Absolute Return Tracker Fund would be prevented from investing in instruments that are directly linked to the Market Exposures or Trading Strategies. Similarly, other regulatory constraints, such as limitations on the ability of the Fund to invest more than 15% of its net assets in illiquid investments that are assets, may also prevent the Absolute Return Tracker Fund from precisely replicating a Market Exposure or Trading Strategy. In each of these circumstances, the Investment Adviser will employ a strategy whereby the Absolute Return Tracker Fund will invest in instruments that, in the aggregate, are deemed by the Investment Adviser to provide investment returns similar to those of the Market Exposures or Trading Strategies. To the extent the Absolute Return Tracker Fund employs this strategy, it is subject to the risk that the securities selected by the Investment Adviser pursuant to this strategy may not, in fact, provide investment performance that closely tracks the performance of the specific Market Exposure or Trading Strategy.
- **Subsidiary Risk**—By investing in the Subsidiaries, the Funds are indirectly exposed to the risks associated with the Subsidiary’s investments. The derivatives and other investments held by the Subsidiary are subject to the same risks that apply to similar investments if held directly by the Fund. There can be no assurance that the investment objectives of the Subsidiary will be achieved. The Subsidiaries are not registered under the Investment Company Act, and are not subject to all the investor protections of the Investment Company Act. Changes in the laws of the United States and/or the Cayman Islands could result in the inability of the Fund and/or the Subsidiary to operate as intended and could adversely affect the Fund.
- **Swaps Risk**—The use of swaps is a highly specialized activity which involves investment techniques, risk analyses and tax planning different from those associated with ordinary portfolio securities transactions. The Fund’s transactions in swaps may be significant. These transactions can result in sizeable realized and unrealized capital gains and losses relative to the gains and losses from the Fund’s direct investments in securities and short sales.

Transactions in swaps can involve greater risks than if the Fund had invested in securities directly since, in addition to general market risks, swaps may be leveraged and subject to illiquidity risk, counterparty risk, credit risk and pricing risk. Regulators also may impose limits on an entity’s or group of entities’ positions in certain swaps. However, certain risks are reduced (but not eliminated) if the Fund invests in cleared swaps, which are transacted through FCM and cleared through a clearinghouse that serves as a central counterparty. Because uncleared, bilateral swap agreements are two-party contracts and because they may have terms of greater than seven days, these swaps may be considered to be illiquid. Moreover, the Fund bears the risk of loss of the amount expected to be received under a swap in the event of the default or bankruptcy of a swap counterparty. Many swaps are complex and valued subjectively. Swaps and other derivatives may also be subject to pricing or “basis” risk, which exists when the price of a particular derivative diverges from the price of corresponding cash market instruments. Under certain market conditions it may not

be economically feasible to initiate a transaction or liquidate a position in time to avoid a loss or take advantage of an opportunity. If a swap transaction is particularly large or if the relevant market is illiquid, it may not be possible to initiate a transaction or liquidate a position at an advantageous time or price, which may result in significant losses.

The value of swaps can be very volatile, and a variance in the degree of volatility or in the direction of securities prices from the expectations of the Fund's Investment Adviser or Sub-Adviser may produce significant losses in the Fund's investments in swaps. In addition, a perfect correlation between a swap and a security position may be impossible to achieve. As a result, the Investment Adviser's or Sub-Adviser's use of swaps may not be effective in fulfilling the Investment Adviser's or Sub-Adviser's investment strategies and may contribute to losses that would not have been incurred otherwise.

- **Tax Risk**—Historically, the IRS had issued private letter rulings in which the IRS specifically concluded that income and gains from investments in commodity index-linked structured notes (the "Note Rulings") or a wholly-owned foreign subsidiary that invests in commodity-linked instruments (the "Subsidiary Rulings") are "qualifying income" for purposes of compliance with Subchapter M of the Code. The IRS issued such private letter rulings to each of the Absolute Return Tracker and Commodity Strategy Funds. In reliance on such private letter rulings, each of the Absolute Return Tracker and Commodity Strategy Funds have in the past sought to gain exposure to the commodity markets primarily through investments in the Subsidiaries and/or commodity index-linked structured notes, as applicable.

However, the Managed Futures Strategy Fund has not received such a private letter ruling, and is not able to rely on private letter rulings issued to other taxpayers. In connection with investments in wholly owned subsidiaries and/or commodity index-linked structured notes, the Managed Futures Strategy Fund obtained an opinion of counsel (the "Tax Opinion") that its income from such investments should constitute "qualifying income." In reliance on such opinion, the Managed Futures Strategy Fund has in the past sought to gain exposure to the commodity markets primarily through investments in the MFS Subsidiary and/or commodity index-linked structured notes, as applicable.

The IRS issued a revenue procedure, which states that the IRS will not in the future issue private letter rulings that would require a determination of whether an asset (such as a commodity index-linked note) is a "security" under the Investment Company Act. In connection with issuing such revenue procedure, the IRS has revoked the Note Rulings on a prospective basis. In light of the revocation of the Note Rulings, the Funds intend to limit their investments in commodity index-linked structured notes. Treasury regulations generally treat a Fund's income inclusion with respect to a subsidiary as qualifying income either if (A) there is a current distribution out of the earnings and profits of the subsidiary that are attributable to such income inclusion or (B) such inclusion is derived with respect to the Fund's business of investing in stock, securities, or currencies.

The Subsidiary Rulings have not been revoked and each of the Absolute Return Tracker and Commodity Strategy Funds may continue to rely on such private letter rulings to gain exposure to the commodity markets primarily through investments in the Subsidiaries. In reliance on the Tax Opinion, the Managed Futures Strategy Fund may continue to gain exposure to the commodity markets through investments in the MFS Subsidiary.

The tax treatment of a Fund's investments in a wholly owned subsidiary could affect whether income derived from such investments is "qualifying income" under Subchapter M of the Code, or otherwise affect the character, timing and/or amount of the Fund's taxable income or any gains and distributions made by the Fund. If the IRS were to successfully assert that a Fund's income from such investments was not "qualifying income," the Fund may fail to qualify as a regulated investment company under Subchapter M of the Code if over 10% of its gross income was derived from these investments. If a Fund failed to qualify as a regulated investment company, it would be subject to federal and state income tax on all of its taxable income at regular corporate tax rates with no deduction for any distributions paid to shareholders, which would significantly adversely affect the returns to, and could cause substantial losses for, Fund shareholders.

Shareholders should review "Other Information" under "Taxation" on page 67 of the Prospectus for more information.

- **U.S. Government Securities Risk**—The U.S. government may not provide financial support to U.S. government agencies, instrumentalities or sponsored enterprises if it is not obligated to do so by law. U.S. government securities issued by those agencies, instrumentalities and sponsored enterprises, including those issued by the Federal National Mortgage Association ("Fannie Mae"), Federal Home Loan Mortgage Corporation ("Freddie Mac") and the Federal Home Loan Banks, are neither issued nor guaranteed by the U.S. Treasury and, therefore, are not backed by the full faith and credit of the United States. The maximum potential liability of the issuers of some U.S. government securities held by the Fund may greatly exceed their current resources, including any legal right to support from the U.S. Treasury. It is possible that issuers of U.S. government securities will not have the funds to meet their payment obligations in the future. Fannie Mae and Freddie Mac have been operating under conservatorship, with the Federal Housing Finance Agency ("FHFA") acting as their conservator, since September 2008. The entities are dependent upon the

continued support of the U.S. Department of the Treasury and FHFA in order to continue their business operations. These factors, among others, could affect the future status and role of Fannie Mae and Freddie Mac and the value of their securities and the securities which they guarantee. Additionally, the U.S. government and its agencies and instrumentalities do not guarantee the market values of their securities, which may fluctuate.

More information about the Fund's portfolio securities and investment techniques, and its associated risks, is provided in Appendix A. You should consider the investment risks discussed in this section and in Appendix A. Both are important to your investment choice.

# Service Providers

## INVESTMENT ADVISER

Investment Adviser	Fund
Goldman Sachs Asset Management, L.P. ("GSAM") 200 West Street New York, NY 10282	Absolute Return Tracker Commodity Strategy Managed Futures Strategy

GSAM has been registered as an investment adviser with the SEC since 1990 and is an indirect, wholly-owned subsidiary of The Goldman Sachs Group, Inc. and an affiliate of Goldman Sachs. Founded in 1869, The Goldman Sachs Group, Inc. is a publicly-held financial holding company and a leading global investment banking, securities and investment management firm. As of December 31, 2024, GSAM, including its investment advisory affiliates, had assets under supervision of approximately \$2.82 trillion.

The Investment Adviser provides day-to-day advice regarding the Fund's portfolio transactions. The Investment Adviser makes the investment decisions for the Fund and places purchase and sale orders for the Fund's portfolio transactions in U.S. and foreign markets. As permitted by applicable law, these orders may be directed to any executing brokers, dealers, futures commission merchants or other counterparties, including Goldman Sachs and its affiliates. While the Investment Adviser is ultimately responsible for the management of the Fund, it is able to draw upon the research and expertise of its asset management affiliates for portfolio decisions and management with respect to certain portfolio securities. In addition, the Investment Adviser has access to the research and certain proprietary technical models developed by Goldman Sachs (subject to legal, internal, regulatory and Chinese Wall restrictions), and will apply quantitative and qualitative analysis in determining the appropriate allocations among categories of issuers and types of securities.

The Investment Adviser also performs the following additional services for the Fund (to the extent not performed by others pursuant to agreements with the Fund):

- Supervises all non-advisory operations of the Fund
- Provides personnel to perform necessary executive, administrative and clerical services to the Fund
- Arranges for the preparation of all required tax returns, reports to shareholders, prospectuses and statements of additional information and other reports filed with the SEC and other regulatory authorities
- Maintains the records of the Fund
- Provides office space and all necessary office equipment and services

An investment in the Fund may be negatively impacted because of the operational risks arising from factors such as processing errors and human errors, inadequate or failed internal or external processes, failures in systems and technology, changes in personnel, and errors caused by third-party service providers or trading counterparties. The use of certain investment strategies that involve manual or additional processing, such as over-the-counter derivatives, increases these risks. Although the Fund attempts to minimize such failures through controls and oversight, it is not possible to identify all of the operational risks that may affect the Fund or to develop processes and controls that completely eliminate or mitigate the occurrence of such failures. The Fund and its shareholders could be negatively impacted as a result.

From time to time, Goldman Sachs or its affiliates may invest "seed" capital in the Fund. These investments are generally intended to enable the Fund to commence investment operations and achieve sufficient scale. Goldman Sachs and its affiliates may hedge the exposure of the seed capital invested in the Fund by, among other things, taking an offsetting position in the benchmark of the Fund.

## SUB-ADVISER—COMMODITY STRATEGY FUND

CoreCommodity Management, LLC, ("CoreCommodity") located at 680 Washington Blvd 11th floor, Stamford, CT 06901, serves as the Sub-Adviser to the Commodity Strategy Fund. CoreCommodity makes the investment decisions for the Fund. As permitted by applicable law, these orders may be directed to any executing brokers, dealers, futures commission merchants or clearing brokers, including Goldman Sachs and its affiliates. CoreCommodity is an investment adviser registered with the SEC and a Commodity Pool Operator and Commodity Trading Advisor registered with the Commodity Futures Trading Commission (CFTC) and a member of the National Futures Association (NFA). The firm had approximately \$7.4 billion in assets under management as of December 31, 2024.



### MANAGEMENT FEES AND OTHER EXPENSES

As compensation for its services and its assumption of certain expenses, the Investment Adviser is entitled to the following fees, computed daily and payable monthly, at the annual rates listed below (as a percentage of each respective Fund's average daily net assets):

Fund	Contractual Management Fee Annual Rate	Average Daily Net Assets	Actual Rate For the Fiscal Year Ended December 31, 2024*
Absolute Return Tracker	0.70% 0.63% 0.60% 0.59% 0.53%	First \$1 Billion Next \$1 Billion Next \$3 Billion Next \$3 Billion Over \$8 Billion	0.57%
Commodity Strategy	0.50% 0.50% 0.45% 0.43% 0.42%	First \$1 Billion Next \$1 Billion Next \$3 Billion Next \$3 Billion Over \$8 Billion	0.41%
Managed Futures Strategy	1.00% 0.90% 0.86% 0.84% 0.82%	First \$1 Billion Next \$1 Billion Next \$3 Billion Next \$3 Billion Over \$8 Billion	0.89%

\* The Actual Rate, which reflects the combined management fees paid to GSAM by each Fund and its Subsidiary, may not correlate to the Contractual Management Fee Annual Rate as a result of management fee waivers that may be in effect from time to time.

The Investment Adviser has agreed to waive a portion of its management fee payable by each Fund in an amount equal to any management fees it earns as an investment adviser of the affiliated funds in which the Fund invests, except those management fees it earns from the Fund's investments of cash collateral received in connection with securities lending transactions in affiliated funds. These arrangements will remain in effect through at least April 30, 2026, and prior to such date, the Investment Adviser may not terminate the arrangements without the approval of the Board of Trustees. The management fee waivers may be modified or terminated by the Investment Adviser at its discretion and without shareholder approval after such date, although the Investment Adviser does not presently intend to do so.

In addition to the management fee waivers described above, the Investment Adviser may waive an additional portion of its management fee, including fees earned as the Investment Adviser to any of the affiliated funds in which the Funds invest, from time to time, and may discontinue or modify any such waivers in the future, consistent with the terms of any fee waiver arrangements in place.

As compensation for its services as Sub-Adviser, CoreCommodity is entitled to a fee, payable by the Investment Adviser and computed daily and payable each calendar quarter, at the annual rate listed below of the average daily net assets of the Commodity Strategy Fund.

Average Daily Net Assets	Contractual Management Fee Annual Rate
First \$250 million	0.15%
Next \$250 million	0.25%
Over \$500 million	0.20%

A discussion regarding the basis for the Board of Trustees' approval of the Management Agreement for the Funds in 2024 is available in the Funds' Form N-CSR dated December 31, 2024. A discussion regarding the basis for the Board of Trustees' approval of the Sub-Advisory Agreement for the Commodity Strategy Fund is also available in the Fund's Form N-CSR dated December 31, 2024.

As discussed in its Summary section and in "Investment Management Approach," each Fund may gain exposure to the commodity markets by investing in wholly-owned subsidiaries. Each of the Subsidiaries has entered into a separate contract with the Investment Adviser whereby the Investment Adviser provides investment advisory and other services to each of the respective Subsidiaries. In consideration of these services, each of the Subsidiaries pays the Investment Adviser a management fee at the annual rate of 0.42% of its average daily net assets. The Investment Adviser has contractually agreed to waive the advisory fees it receives from each Fund in

an amount equal to the advisory fee paid to the Investment Adviser by its Subsidiary. These waivers may not be discontinued by the Investment Adviser as long as its contract with each Subsidiary is in place. The Subsidiaries also pay certain other expenses, including service and custody fees. The Investment Adviser has agreed to reduce or limit each Subsidiary's expenses (excluding management fees) to 0.004% of the Subsidiary's average daily net assets.

The Investment Adviser has agreed to reduce or limit "Other Expenses" (excluding acquired fund fees and expenses, transfer agency fees and expenses, service fees and shareholder administration fees (as applicable), taxes, dividend and interest expenses on short sales, interest, brokerage fees, expenses of shareholder meetings, litigation and indemnification, and extraordinary expenses), to 0.014%, 0.074% , and 0.254% of average daily net assets for the Absolute Return Tracker, Commodity Strategy, and Managed Futures Strategy, respectively, through at least April 30, 2026, and prior to such date, the Investment Adviser may not terminate the arrangements without the approval of the Board of Trustees. The expense limitations may be modified or terminated by the Investment Adviser at its discretion and without shareholder approval after such date, although the Investment Adviser does not presently intend to do so. The Fund's "Other Expenses" may be further reduced by any custody and transfer agency fee credits received by the Fund.

## FUND MANAGERS

### Quantitative Investment Strategies ("QIS") Team

The individuals jointly and primarily responsible for the day-to-day management of the Funds are listed below. The Funds' portfolio managers' individual responsibilities may differ and may include, among other things, development and maintenance of quantitative models and processes in combination with a qualitative overlay, asset allocation, risk budgeting and general oversight of research, implementation processes and the management of the Funds' portfolios.

Name and Title	Fund Responsibility	Years Primarily Responsible	Five Year Employment History
<b>Oliver Bunn</b> Managing Director	<b>Portfolio Manager— Absolute Return Tracker Managed Futures Strategy</b>	<b>Since 2017 2022</b>	Mr. Bunn joined the Investment Adviser in 2014. He is head of the Quantitative Investment Strategies (QIS) Alternatives team within GSAM.
<b>Momoko Ono</b> Vice President	<b>Portfolio Manager— Managed Futures Strategy</b>	<b>Since 2017</b>	Ms. Ono joined the Investment Adviser in 2002. She is a portfolio manager and researcher on the Quantitative Investment Strategies (QIS) Alternatives team within GSAM.
<b>Jay Seo</b> Vice President	<b>Portfolio Manager— Managed Futures Strategy</b>	<b>Since 2022</b>	Ms. Seo joined the Investment Adviser in 2020. She is a portfolio manager and researcher on the Quantitative Investment Strategies (QIS) Alternatives team within GSAM.

### Sub-Adviser Portfolio Management Team

The individuals primarily responsible for the day-to-day management of the Fund are listed below. The Fund's portfolio manager's individual responsibilities may differ and may include, among other things, security selection, asset allocation, risk budgeting and general oversight of the management of the Fund's portfolios.

Name and Title	Fund Responsibility	Years Primarily Responsible	Five Year Employment History
<b>Nelson Louie</b> Senior Managing Director for CoreCommunity	<b>Portfolio Manager—Commodity Strategy</b>	<b>Since 2024</b>	Mr. Louie is a Portfolio Manager at CoreCommodity. Before joining CoreCommodity in September 2023, Mr. Louie was a Managing Director—Global Head of Commodities and a Senior Portfolio Manager for Credit Suisse Asset Management overseeing their commodities and volatility overlay strategies from August 2010 through November 2020. Prior to that, he was a Director at UBS and Managing Director at AIG Financial Products responsible for marketing commodities-based solutions. For 14 years until June 2007, Mr. Louie was at Credit Suisse Asset Management where he managed and traded numerous derivatives-based investments including their enhanced equity and commodity indexing portfolios, volatility arbitrage strategies, equity hedging and currency overlay portfolios. Mr. Louie graduated from Union College in 1991 with a B.A. in Economics.
<b>Robert B. Hyman</b> Managing Director for CoreCommodity	<b>Portfolio Manager—Commodity Strategy</b>	<b>Since 2021</b>	Mr. Hyman re-joined CoreCommodity in June 2010. During his 30-plus years successfully trading commodities and commodity related products, Mr. Hyman has held a number of trading and risk control positions, including proprietary trading positions at Lehman Brothers, Amerada Hess Crude & Gas Co. and Drexel Burnham Lambert. Mr. Hyman graduated from Dartmouth College in 1978 with a Bachelor of Arts degree in Government.

For information about the portfolio managers' compensation, other accounts managed by the portfolio managers and the portfolio managers' ownership of securities in the Funds, see the SAI.

### DISTRIBUTOR AND TRANSFER AGENT

Goldman Sachs, 200 West Street, New York, NY 10282, serves as the exclusive distributor (the "Distributor") of each Fund's shares. Goldman Sachs, 71 South Wacker Drive, Suite 1200, Chicago, IL 60606, also serves as each Fund's transfer agent (the "Transfer Agent") and, as such, performs various shareholder servicing functions.

For its transfer agency services, Goldman Sachs is entitled to receive a transfer agency fee equal, on an annualized basis, to 0.03% of average daily net assets with respect to Class R6 Shares, 0.04% of average daily net assets with respect to Institutional Shares, 0.12% of average daily net assets with respect to the Commodity Strategy Fund's Class A, Class C, Investor and Class R Shares and 0.15% of average daily net assets with respect to the other Funds' Class A, Class C, Investor and Class R Shares, as applicable.

From time to time, Goldman Sachs or any of its affiliates may purchase and hold shares of the Funds. Goldman Sachs and its affiliates reserve the right to redeem at any time some or all of the shares acquired for their own accounts.

### ACTIVITIES OF GOLDMAN SACHS AND ITS AFFILIATES AND OTHER ACCOUNTS MANAGED BY GOLDMAN SACHS

The involvement of the Investment Adviser, Goldman Sachs and their affiliates in the management of, or their interest in, other accounts and other activities of Goldman Sachs will present conflicts of interest with respect to the Fund and will, under certain circumstances, limit the Fund's investment activities. Goldman Sachs is a worldwide, full service investment banking, broker dealer, asset management and financial services organization and a major participant in global financial markets that provides a wide range of financial services to a substantial and diversified client base that includes corporations, financial institutions, governments and individuals. As such, it acts as a broker-dealer, investment adviser, investment banker, underwriter, research provider, administrator, financier, adviser, market maker, trader, prime broker, derivatives dealer, clearing agent, lender, counterparty, agent, principal, distributor, investor or in other commercial capacities for accounts or companies (including Fund portfolio companies) or affiliated or unaffiliated investment funds (including pooled investment vehicles and private funds) in which one or more accounts, including the Fund, invest. In those and other capacities, Goldman Sachs and its affiliates advise and deal with clients and third parties in all markets and transactions and purchase, sell, hold and recommend a broad array of investments, including securities, derivatives, loans, commodities, currencies, credit default swaps, indices, baskets and other financial instruments and products for their own accounts or for the accounts of their customers and have other direct and indirect interests in the global fixed income, currency, commodity,

equities, bank loans and other markets and the securities and issuers in which the Fund directly and indirectly invests. Thus, it is expected that the Fund will have multiple business relationships with and will invest in, engage in transactions with, make voting decisions with respect to, or obtain services from entities for which Goldman Sachs and its affiliates perform or seek to perform investment banking or other services. The Investment Adviser and/or certain of its affiliates are the managers of the Goldman Sachs Funds (as defined below). The Investment Adviser and its affiliates earn fees from this and other relationships with the Fund. Although management fees paid by the Fund to the Investment Adviser and certain other fees paid to the Investment Adviser's affiliates are based on asset levels, the fees are not directly contingent on Fund performance, and the Investment Adviser and its affiliates will still receive significant compensation from the Fund even if shareholders lose money. Goldman Sachs and its affiliates engage in proprietary trading and advise accounts and funds which have investment objectives similar to those of the Fund and/or which engage in and compete for transactions in the same types of securities, currencies and instruments as the Fund. Goldman Sachs and its affiliates will not have any obligation to make available any information regarding their proprietary activities or strategies, or the activities or strategies used for other accounts managed by them, for the benefit of the management of the Fund. The results of the Fund's investment activities, therefore, will likely differ from those of Goldman Sachs, its affiliates, and other accounts managed by Goldman Sachs, and it is possible that the Fund could sustain losses during periods in which Goldman Sachs and its affiliates and other accounts achieve significant profits on their trading for proprietary or other accounts. In addition, the Fund may enter into transactions in which Goldman Sachs and its affiliates or their other clients have an adverse interest. For example, the Fund may take a long position in a security at the same time that Goldman Sachs and its affiliates or other accounts managed by the Investment Adviser or its affiliates take a short position in the same security (or vice versa). These and other transactions undertaken by Goldman Sachs, its affiliates or Goldman Sachs-advised clients may, individually or in the aggregate, adversely impact the Fund. Transactions by one or more Goldman Sachs-advised clients or the Investment Adviser may have the effect of diluting or otherwise disadvantaging the values, prices or investment strategies of the Fund. The Fund's activities will, under certain circumstances, be limited because of regulatory restrictions applicable to Goldman Sachs and its affiliates, and/or their internal policies designed to comply with such restrictions. As a global financial services firm, Goldman Sachs and its affiliates also provide a wide range of investment banking and financial services to issuers of securities and investors in securities. Goldman Sachs, its affiliates and others associated with it are expected to create markets or specialize in, have positions in and/or effect transactions in, securities of issuers held by the Fund, and will likely also perform or seek to perform investment banking and financial services for one or more of those issuers. Goldman Sachs and its affiliates are expected to have business relationships with and purchase or distribute or sell services or products from or to distributors, consultants or others who recommend the Fund or who engage in transactions with or for the Fund. For more information about conflicts of interest, see the section titled "Potential Conflicts of Interest" in the SAI.

The Fund will, from time to time, make brokerage and other payments to Goldman Sachs and its affiliates in connection with the Fund's portfolio investment transactions, in accordance with applicable law.

Under a securities lending program approved by the Fund's Board of Trustees, the Absolute Return Tracker Fund has retained an affiliate of the Investment Adviser to serve as the securities lending agent for the Fund to the extent that the Fund engages in the securities lending program. For these services, the lending agent would receive a fee from the Absolute Return Tracker Fund, including a fee based on the returns earned on the Fund's investment of the cash received as collateral for the loaned securities. The Board of Trustees periodically reviews reports on portfolio securities loan transactions for which an affiliated lending agent has acted as lending agent. In addition, the Fund may make brokerage and other payments to Goldman Sachs and its affiliates in connection with the Fund's portfolio investment transactions in accordance with applicable law.

# Distributions

The Fund pays distributions from its investment income and from net realized capital gains. You may choose to have distributions paid in:

- Cash
- Additional shares of the same class of the same Fund
- Shares of the same or an equivalent class of another fund managed by the Investment Adviser and/or certain of its advisory affiliates (each, a “Goldman Sachs Fund”). Special restrictions may apply. See the SAI.

You may indicate your election on your account application. Any changes may be submitted in writing or via telephone, in some instances, to the Transfer Agent (either directly or through your intermediary) at any time before the record date for a particular distribution. If you do not indicate any choice, your distributions will be reinvested automatically in the applicable Fund. In addition a Fund may occasionally make a distribution at a time when it is not normally made. If cash distributions are elected with respect to the Fund’s distributions from net investment income, then cash distributions must also be elected with respect to the net short-term capital gains component, if any, of the Fund’s distributions.

The election to reinvest distributions in additional shares will not affect the tax treatment of such distributions, which will be treated as received by you and then used to purchase the shares.

Distributions from net investment income and distributions from net capital gains, if any, are normally declared and paid as follows:

Fund	Investment Income Dividends	Capital Gains Distributions
Absolute Return Tracker	Annually	Annually
Commodity Strategy	Semi-annually	Annually
Managed Futures Strategy	Annually	Annually

From time to time a portion of the Fund’s distributions may constitute a return of capital for tax purposes, and/or may include amounts in excess of the Fund’s net investment income for the period calculated in accordance with generally accepted accounting principles (GAAP).

When you purchase shares of the Fund, part of the NAV per share may be represented by undistributed income and/or realized gains that have previously been earned by the Fund. Therefore, subsequent distributions on such shares from such income and/or realized gains may be taxable to you even if the NAV of the shares is, as a result of the distributions, reduced below the cost of such shares and the distributions (or portions thereof) represent a return of a portion of the purchase price.

# Shareholder Guide

The following section will provide you with answers to some of the most frequently asked questions regarding buying and selling the Funds' shares.

## HOW TO BUY SHARES

### Shares Offering

Shares of the Fund are continuously offered through the Distributor. The Fund and the Distributor will have the sole right to accept orders to purchase shares and reserve the right to reject any purchase order in whole or in part. Shares of the Absolute Return Tracker Fund and Commodity Strategy Fund are not eligible for purchase by registered investment companies or business development companies to the extent such acquisition is in reliance on Rule 12d1-4 under the Investment Company Act.

### How Can I Purchase Shares Of The Fund?

You may purchase shares of the Fund through certain intermediaries that have a relationship with Goldman Sachs, including banks, trust companies, brokers, registered investment advisers and other financial institutions ("Intermediaries"). Certain Intermediaries have been authorized by Goldman Sachs Trust (the "Trust") to accept purchase, redemption or exchange orders on behalf of the Fund for its customers ("Authorized Institutions"), and if approved by the Fund, may designate other financial intermediaries to accept such orders. You should contact your Intermediary to learn whether it is authorized to accept orders on behalf of the Fund (i.e., an Authorized Institution). In order to make an initial investment in the Fund you must furnish to your Intermediary the information in the account application.

**The decision as to which class to purchase depends on the amount you invest, the intended length of the investment and your personal situation. You should contact your Intermediary to discuss which share class option is right for you.**

**Note: Intermediaries may receive different compensation for selling different share classes.**

To open an account, contact your Intermediary. Customers of an Intermediary will normally give their order instructions to the Intermediary, and the Intermediary will, in turn, place the order with the Transfer Agent. Intermediaries are responsible for transmitting accepted orders and payments to the Transfer Agent within the time period agreed upon by them and will set times by which orders and payments must be received by them from their customers. The Trust, Transfer Agent, Investment Adviser and their affiliates will not be responsible for any loss in connection with orders that are not transmitted to the Transfer Agent by an Intermediary on a timely basis.

The Fund will be deemed to have received an order for purchase, redemption or exchange of Fund shares when the order is accepted in "proper form" by the Transfer Agent (or, if applicable, by an Authorized Institution) on a business day, and the order will be priced at the Fund's current NAV per share (adjusted for any applicable sales charge) next determined after acceptance by the Transfer Agent (or, if applicable, by an Authorized Institution). For shareholders that place trades directly with the Fund's Transfer Agent, proper form generally means that specific trade details and customer identifying information must be received by the Transfer Agent at the time an order is submitted. Intermediaries of the Fund may have different requirements regarding what constitutes proper form for trade instructions. Please contact your Intermediary for more information.

For purchases by check, the Fund will not accept checks drawn on foreign banks, third party checks, temporary checks, cash or cash equivalents; e.g., cashier's checks, official bank checks, money orders, traveler's cheques or credit card checks. In limited situations involving the transfer of retirement assets, the Fund may accept cashier's checks or official bank checks.

Investor and Class R Shares are not sold directly to the public. Instead, Investor and Class R Shares generally are available only to Section 401(k), 403(b), 457, profit sharing, money purchase pension, tax-sheltered annuity, defined benefit pension, non-qualified deferred compensation plans and non-qualified pension plans or other employee benefit plans (including health savings accounts) or SIMPLE plans that are sponsored by one or more employers (including governmental or church employers) or employee organizations ("Employee Benefit Plans"). Investor Shares may also be sold to accounts established under a fee-based program that is sponsored and maintained by an Intermediary that has entered into a contractual relationship with Goldman Sachs to offer such shares through such programs ("Eligible Fee-Based Program"). Investor and Class R Shares are not available to traditional and Roth Individual Retirement Accounts ("IRAs"), SEPs and SARSEPs; except that Investor Shares are available to such accounts or plans to the extent they are purchased through an Eligible Fee-Based Program. Employee Benefit Plans and Eligible Fee-Based Programs must purchase Investor or Class R Shares through an Intermediary using a plan level or omnibus account.

Employee Benefit Plans generally may open an account and purchase Investor and/or Class R Shares through Intermediaries, financial planners, Employee Benefit Plan administrators and other financial intermediaries. Investor and/or Class R Shares may not be available through certain Intermediaries.



Class R6 Shares are generally available to the following investors who purchase shares of the Fund through certain Intermediaries that have a contractual relationship with Goldman Sachs, including banks, trust companies, brokers, registered investment advisers and other financial institutions, using a plan level or omnibus account, unless otherwise noted below.

- Investors who purchase Class R6 Shares through an Eligible Fee-Based Program;
- Employee Benefit Plans;
- Registered investment companies or bank collective trusts investing directly with the Transfer Agent;
- Institutional investors, including companies, foundations, endowments, municipalities, trusts and other entities, investing at least \$5,000,000 directly with the Transfer Agent; and
- Other investors at the discretion of the Trust's officers.

Class R6 Shares may not be available through certain Intermediaries. For the purposes of Class R6 Shares eligibility, the term "Intermediary" does not include Goldman Sachs or its affiliates and Class R6 Shares will not be available to clients of Goldman Sachs Private Wealth Management, The Goldman Sachs Trust Company, N.A., The Goldman Sachs Trust Company of Delaware or Goldman Sachs Wealth Services, L.P.

### What Is My Minimum Investment In The Fund?

For each of your accounts investing in Class A or Class C Shares, the following investment minimums must be met:

	Initial	Additional*
Regular Accounts	\$1,000	\$50
Employee Benefit Plans	No Minimum	No Minimum
Uniform Gift/Transfer to Minors Accounts (UGMA/UTMA)	\$250	\$50
Individual Retirement Accounts and Coverdell ESAs	\$250	\$50
Automatic Investment Plan Accounts	\$250	\$50

\* No minimum additional investment requirements are imposed with respect to investors trading through Intermediaries who aggregate shares in omnibus or similar accounts (e.g., employee benefit plan accounts, wrap program accounts or traditional brokerage house accounts). A maximum purchase limitation of \$1,000,000 in the aggregate normally applies to purchases of Class C Shares across all Goldman Sachs Funds.

For Institutional Shares, the minimum initial investment is \$1,000,000 for individual or Institutional Investors, alone or in combination with other assets under the management of the Investment Adviser and its affiliates, except that no initial minimum will be imposed on (i) Employee Benefit Plans that hold their Institutional Shares through plan-level or omnibus accounts; or (ii) investment advisers investing for accounts for which they receive asset-based fees where the investment adviser or its Intermediary purchases Institutional Shares through an omnibus account. For this purpose, "Institutional Investors" shall include "wrap" account sponsors (provided they have an agreement covering the arrangement with the Distributor); corporations; qualified non-profit organizations, charitable trusts, foundations and endowments; any state, county or city, or any instrumentality, department, authority or agency thereof; and banks, trust companies or other depository institutions investing for their own account or on behalf of their clients.

No minimum amount is required for initial purchases in Investor, Class R and Class R6 Shares (except as provided below) or additional investments in Institutional, Investor, Class R or Class R6 Shares.

For Class R6 Shares, the minimum initial investment is \$5,000,000 for institutional investors, including companies, foundations, endowments, municipalities, trusts and other entities who purchase Class R6 Shares directly with the Transfer Agent.

The minimum investment requirement for Class A, Class C and Institutional Shares may be waived for: (i) Goldman Sachs, its affiliates (including the Trust) or their respective Trustees, officers, partners, directors or employees (including retired employees and former partners), as well as certain individuals related to such investors, including spouses or domestic partners, minor children including those of their domestic partners, other family members residing in the same household, and/or financial dependents, provided that all of the above are designated as such with an Intermediary or the Fund's Transfer Agent; (ii) advisory clients of Goldman Sachs Private Wealth Management and accounts for which The Goldman Sachs Trust Company, N.A. acts in a fiduciary capacity (i.e., as agent or trustee); (iii) certain mutual fund "wrap" programs at the discretion of the Trust's officers; and (iv) other investors at the discretion of the Trust's officers. Additionally, the minimum investment requirement for Institutional Shares may be waived for employees of the Sub-Adviser subject to approval by the Fund. No minimum amount is required for additional investments in such accounts.

### What Should I Know When I Purchase Shares Through An Intermediary?

If shares of the Fund are held in an account maintained and serviced by your Intermediary, all recordkeeping, transaction processing and payments of distributions relating to your account will be performed by your Intermediary, and not by the Fund and its Transfer Agent. Since the Fund will have no record of your transactions, you should contact your Intermediary to purchase, redeem or exchange

shares, to make changes in or give instructions concerning your account or to obtain information about your account. The transfer of shares from an account with one Intermediary to an account with another Intermediary involves special procedures and may require you to obtain historical purchase information about the shares in the account from your Intermediary. If your Intermediary's relationship with Goldman Sachs is terminated, and you do not transfer your account to another Intermediary, the Trust reserves the right to redeem your shares. The Trust will not be responsible for any loss in an investor's account or tax liability resulting from a redemption. Certain Intermediaries may be authorized to accept, on behalf of the Trust, purchase, redemption and exchange orders placed by or on behalf of their customers, and if approved by the Trust, to designate other financial intermediaries to accept such orders.

Intermediaries that invest in shares on behalf of their customers may charge brokerage commissions or other fees directly to their customer accounts in connection with their investments. You should contact your Intermediary for information regarding such charges, as these fees, if any, may affect the return such customers realize with respect to their investments.

The Investment Adviser, Distributor and/or their affiliates may make payments or provide services to Intermediaries and other persons to promote the sale, distribution and/or servicing of shares of the Fund and other Goldman Sachs Funds, except that the Investment Adviser, Distributor and their affiliates do not make such payments on behalf of Class R6 Shares. These payments are made out of the Investment Adviser's, Distributor's and/or their affiliates' own assets, and are not an additional charge to the Fund. The payments are in addition to the distribution and service fees, service fees and shareholder administration fees and sales charges described in the Prospectus. Such payments are intended to compensate Intermediaries and other persons for, among other things: marketing shares of the Fund and other Goldman Sachs Funds, which may consist of payments relating to the Fund's inclusion on preferred or recommended fund lists or in certain sales programs sponsored by the recipients; access to the Intermediaries' registered representatives or salespersons, including at conferences and other meetings; assistance in training and education of personnel; marketing support; the provision of analytical or other data to the Investment Adviser or its affiliates relating to sales of shares of the Fund and other Goldman Sachs Funds; the support or purchase of technology platforms/software; and/or other specified services intended to assist in the distribution and marketing of the Fund and other Goldman Sachs Funds, including provision of consultative services to the Investment Adviser or its affiliates relating to marketing and/or sale of shares of the Fund and other Goldman Sachs Funds. The payments may also, to the extent permitted by applicable regulations, sponsor various trainings and educational programs. The payments by the Investment Adviser, Distributor and/or their affiliates, which are in addition to the fees paid for these services by the Fund, may also compensate Intermediaries and other persons for sub-accounting, sub-transfer agency, administrative, shareholder processing and/or recordkeeping services. These additional payments may exceed amounts earned on these assets by the Investment Adviser, Distributor and/or their affiliates for the performance of these or similar services. The amount of these additional payments is normally not expected to exceed 0.50% (annualized) of the amount sold or invested through the recipients. In addition, certain Intermediaries may have access to certain services from the Investment Adviser, Distributor and/or their affiliates, including research reports, economic analysis, portfolio analysis, portfolio construction and similar tools and software. In certain cases, the Intermediaries may not pay for these products or services or may only pay for a portion of the total cost of these products or services. Please refer to the "Payments to Others (Including Intermediaries)" section of the SAI for more information about these and similar payments and services.

The payments made by the Investment Adviser, Distributor and/or their affiliates and the services provided by an Intermediary or other person may differ for different Intermediaries and other persons. The presence of these and similar payments, receipt of these services and the basis on which an Intermediary compensates its registered representatives or salespersons may create an incentive for a particular Intermediary, registered representative, salesperson or other person to highlight, feature or recommend the Fund based, at least in part, on the level of compensation paid. You should contact your Intermediary, or any other person that provides services to you, for more information about the payments it receives and any potential conflicts of interest.

You may be required to pay a commission directly to a broker or financial intermediary for effecting transactions in Institutional Shares. In addition to Institutional Shares, the Fund also offers other classes of shares to investors. These other share classes are subject to different fees and expenses (which affect performance) and are entitled to different services than Institutional Shares. Information regarding these other share classes is included in the Prospectus for the applicable share class and may also be obtained from your Intermediary or from Goldman Sachs by calling the number on the back cover of the Prospectus.

### What Else Should I Know About Share Purchases?

The Trust reserves the right to:

- Refuse to open an account or require an Intermediary to refuse to open an account if you fail to (i) provide a taxpayer identification number, a Social Security Number or other government-issued identification (e.g., for an individual, a driver's license or passport) or (ii) certify that such number or other information is correct (if required to do so under applicable law).
- Reject or restrict any purchase or exchange order by a particular purchaser (or group of related purchasers) for any reason in its discretion. Without limiting the foregoing, the Trust may reject or restrict purchase and exchange orders by a particular purchaser (or group of related purchasers) when a pattern of frequent purchases, sales or exchanges of shares of the Fund is evident, or if purchases, sales or exchanges are, or a subsequent redemption might be, of a size that would disrupt the management of the Fund.

- Close the Fund to new investors from time to time and reopen the Fund whenever it is deemed appropriate by the Fund's Investment Adviser.
- Provide for, modify or waive the minimum investment requirements.
- Modify the manner in which shares are offered.
- Modify the sales charge rate applicable to future purchases of shares.

Shares of the Fund are only registered for sale in the United States and certain of its territories. Generally, shares of the Fund will only be offered or sold to "U.S. persons" and all offerings or other solicitation activities will be conducted within the United States, in accordance with the rules and regulations of the Securities Act of 1933, as amended ("Securities Act").

The Fund may allow you to purchase shares through an Intermediary with securities instead of cash if consistent with the Fund's investment policies and operations and approved by the Investment Adviser.

Notwithstanding the foregoing, the Trust and Goldman Sachs reserve the right to reject or restrict purchase or exchange requests from any investor. The Trust and Goldman Sachs will not be liable for any loss resulting from rejected purchase or exchange orders.

Please be advised that abandoned or unclaimed property laws for certain states (to which your account may be subject) require financial organizations to transfer (escheat) unclaimed property (including shares of the Fund) to the appropriate state if no activity occurs in an account for a period of time specified by state law. For IRA accounts escheated to a state under these abandoned property laws, the escheatment will generally be treated as a taxable distribution to you; federal and any applicable state income tax will be withheld. This may apply to your Roth IRA as well.

**Customer Identification Program.** Federal law requires the Fund to obtain, verify and record identifying information for certain investors, which will be reviewed solely for customer identification purposes, which may include the name, residential or business street address, date of birth (for an individual), Social Security Number or taxpayer identification number or other information, for each investor who opens an account directly with the Fund. Applications without the required information may not be accepted by the Fund. Throughout the life of your account, the Fund may request updated identifying information in accordance with their Customer Identification Program. After accepting an application, to the extent permitted by applicable law or their Customer Identification Program, the Fund reserves the right to: (i) place limits on transactions in any account until the identity of the investor is verified; (ii) refuse an investment in the Fund; or (iii) involuntarily redeem an investor's shares and close an account in the event that the Fund is unable to verify an investor's identity or is unable to obtain all required information. The Fund and its agents will not be responsible for any loss or tax liability in an investor's account resulting from the investor's delay in providing all required information or from closing an account and redeeming an investor's shares pursuant to its Customer Identification Program.

### How Are Shares Priced?

The price you pay when you buy shares is the Fund's next-determined NAV per share (as adjusted for any applicable sales charge) after the Transfer Agent (or, if applicable, an Authorized Institution) has received and accepted your order in proper form. The price you receive when you sell shares is the Fund's next-determined NAV per share (adjusted for any applicable CDSCs) after the Transfer Agent (or, if applicable, an Authorized Institution) has received and accepted your order in proper form, with the redemption proceeds reduced by any applicable charges (e.g., CDSCs). Each class generally calculates its NAV as follows:

$$\text{NAV} = \frac{\begin{array}{c} \text{(Value of Assets of the Class)} \\ - \text{(Liabilities of the Class)} \end{array}}{\text{Number of Outstanding Shares of the Class}}$$

The Fund's investments for which market quotations are readily available are valued at market value on the basis of quotations provided by pricing sources. If accurate quotations are not readily available, if the Fund's fund accounting agent is unable for other reasons to facilitate pricing of individual securities or calculate the Fund's NAV, or if the Investment Adviser believes that such quotations do not accurately reflect fair value, the fair value of the Fund's investments may be determined in good faith under valuation procedures approved by the Board of Trustees. These procedures also apply to the Subsidiary. Thus, such pricing may be based on subjective judgments and it is possible that the prices resulting from such valuation procedures may differ materially from such value realized on a sale. Cases where there is no clear indication of the value of the Fund's investments include, among others, situations where a security or other asset or liability does not have a price source or a price is unavailable.

Equity securities listed on an exchange are generally valued at the last available sale price on the exchange on which they are principally traded. To the extent the Fund invests in foreign equity securities, "fair value" prices will be provided by an independent third-party pricing (fair value) service in accordance with the fair value procedures approved by the Board of Trustees. Fair value prices are used because many foreign markets operate at times that do not coincide with those of the major U.S. markets. Events that could affect the values of foreign portfolio holdings may occur between the close of the foreign market and the time of determining the NAV, and would not otherwise be reflected in the NAV.

Fixed income securities are generally valued on the basis of prices (including evaluated prices) and quotations provided by pricing services or securities dealers. Pricing services may use matrix pricing or valuation models, which utilize certain inputs and assumptions, including, but not limited to, yield or price with respect to comparable fixed income securities, to determine current value. Pricing services generally value fixed income securities assuming orderly transactions of an institutional round lot size, but the Fund may hold or transact in such securities in smaller odd lot sizes. Odd lots may trade at lower prices than institutional round lots.

Investments in other open-end registered investment companies (if any), excluding investments in ETFs, are valued based on the NAV of those open-end registered investment companies (which may use fair value pricing as discussed in their prospectuses). Investments in ETFs will generally be valued at the last sale price or official closing price on the exchange on which they are principally traded.

In addition, the Investment Adviser, consistent with its procedures and applicable regulatory guidance, may (but need not) determine to make an adjustment to the previous closing prices of either domestic or foreign securities in light of significant events, to reflect what it believes to be the fair value of the securities at the time of determining the Fund's NAV. Significant events that could affect a large number of securities in a particular market may include, but are not limited to: situations relating to one or more single issuers in a market sector; significant fluctuations in U.S. or foreign markets; market dislocations; market disruptions or unscheduled market closings; equipment failures; natural or man-made disasters or acts of God; armed conflicts; governmental actions or other developments; as well as the same or similar events which may affect specific issuers or the securities markets even though not tied directly to the securities markets. Other significant events that could relate to a single issuer may include, but are not limited to: corporate actions such as reorganizations, mergers and buy-outs; corporate announcements, including those relating to earnings, products and regulatory news; significant litigation; ratings downgrades; bankruptcies; and trading limits or suspensions.

One effect of using an independent third-party pricing (fair value) service and fair valuation may be to reduce stale pricing arbitrage opportunities presented by the pricing of Fund shares. However, it involves the risk that the values used by the Fund to price its investments may be different from those used by other investment companies and investors to price the same investments.

Please note the following with respect to the price at which your transactions are processed:

- NAV per share of each share class is generally calculated by the Fund's fund accounting agent on each business day as of the close of regular trading on the New York Stock Exchange (normally 4:00 p.m. Eastern time) or such other times as the New York Stock Exchange or NASDAQ market may officially close. Fund shares will generally not be priced on any day the New York Stock Exchange is closed.
- The Trust reserves the right to reprocess purchase (including dividend reinvestments), redemption and exchange transactions that were processed at a NAV that is subsequently adjusted, and to recover amounts from (or distribute amounts to) shareholders accordingly based on the official closing NAV, as adjusted.
- The Trust reserves the right to advance the time by which purchase and redemption orders must be received for same business day credit as otherwise permitted by the SEC.

Consistent with industry practice, investment transactions not settling on the same day are recorded and factored into the Fund's NAV on the business day following trade date (T+1). The use of T+1 accounting generally does not, but may, result in a NAV that differs materially from the NAV that would result if all transactions were reflected on their trade dates.

***Note: The time at which transactions and shares are priced and the time by which orders must be received may be changed in case of an emergency or if regular trading on the New York Stock Exchange is stopped at a time other than its regularly scheduled closing time. In the event the New York Stock Exchange does not open for business, the Trust may, but is not required to, open the Fund for purchase, redemption and exchange transactions if the Federal Reserve wire payment system is open. To learn whether the Fund is open for business during this situation, please call the appropriate phone number located on the back cover of the Prospectus.***

Foreign securities may trade in their local markets on days the Fund is closed. As a result, if the Fund holds foreign securities, its NAV may be impacted on days when investors may not purchase or redeem Fund shares.

The Fund relies on various sources to calculate its NAV. The ability of the Fund's fund accounting agent to calculate the NAV per share of each share class of the Fund is subject to operational risks associated with processing or human errors, systems or technology failures, cyber attacks and errors caused by third party service providers, data sources, or trading counterparties. Such failures may result in delays in the calculation of the Fund's NAV and/or the inability to calculate NAV over extended time periods. The Fund may be unable to recover any losses associated with such failures. In addition, if the third party service providers and/or data sources upon which the Fund directly or indirectly relies to calculate its NAV or price individual securities are unavailable or otherwise unable to calculate the NAV correctly, it may be necessary for alternative procedures to be utilized to price the securities at the time of determining the Fund's NAV.

## COMMON QUESTIONS APPLICABLE TO THE PURCHASE OF CLASS A SHARES

### What Is The Offering Price Of Class A Shares?

**The offering price of Class A Shares of each Fund is the next determined NAV per share plus an initial sales charge paid to Goldman Sachs at the time of purchase of shares.** The sales charge varies depending upon the amount you purchase. In some cases, described below, the initial sales charge may be eliminated altogether, and the offering price will be the NAV per share. The current sales charges and commissions paid to Intermediaries for Class A Shares of the Absolute Return Tracker Fund and Managed Futures Strategy Fund are as follows:

Amount of Purchase (including sales charge, if any)	Sales Charge as Percentage of Offering Price	Sales Charge as Percentage of Net Amount Invested	Dealer Allowance as Percentage of Offering Price
Less than \$50,000	5.50%	5.82%	5.00%
\$50,000 up to (but less than) \$100,000	4.75	4.99	4.00
\$100,000 up to (but less than) \$250,000	3.75	3.90	3.00
\$250,000 up to (but less than) \$500,000	2.75	2.83	2.25
\$500,000 up to (but less than) \$1 million	2.00	2.04	1.75
\$1 million or more	0.00*	0.00*	**

The current sales charges and commissions paid to Intermediaries for Class A Shares of the Commodity Strategy Fund are as follows:

Amount of Purchase (including sales charge, if any)	Sales Charge as Percentage of Offering Price	Sales Charge as Percentage of Net Amount Invested	Dealer Allowance as Percentage of Offering Price
Less than \$100,000	4.50%	4.71%	4.00%
\$100,000 up to (but less than) \$250,000	3.00	3.09	2.50
\$250,000 up to (but less than) \$500,000	2.50	2.56	2.00
\$500,000 up to (but less than) \$1 million	2.00	2.04	1.75
\$1 million or more	0.00*	0.00*	**

\* No sales charge is payable at the time of purchase of Class A Shares of \$1 million or more, but a CDSC of 1% may be imposed in the event of certain redemptions within 18 months. For more information about Class A Shares' CDSCs, please see "What Else Do I Need to Know About Class A Shares' CDSC?" below.

\*\* The Distributor may pay a one-time commission to Intermediaries who initiate or are responsible for purchases of \$1 million or more of shares of the Funds equal to 1.00% of the amount under \$3 million, 0.50% of the next \$2 million, and 0.25% thereafter. In instances where this one-time commission is not paid to a particular Intermediary (including Goldman Sachs' Private Wealth Management Unit), the CDSC on Class A Shares, generally, will be waived. The Distributor may also pay, with respect to all or a portion of the amount purchased, a commission in accordance with the foregoing schedule to Intermediaries who initiate or are responsible for purchases by Employee Benefit Plans investing in the Funds which satisfy the criteria set forth below in "When Are Class A Shares Not Subject To A Sales Load?" or \$1 million or more by certain "wrap" accounts. Purchases by such plans will be made at NAV with no initial sales charge, but if shares are redeemed within 18 months, a CDSC of 1.00% may be imposed upon the plan, the plan sponsor or the third-party administrator. In addition, Intermediaries will remit to the Distributor such payments received in connection with "wrap" accounts in the event that shares are redeemed within 18 months.

**Different Intermediaries may impose different sales charges. These variations are described in Appendix C—Additional Information About Sales Charge Variations, Waivers and Discounts.**

You should note that the actual sales charge that appears in your mutual fund transaction confirmation may differ slightly from the rate disclosed above in the Prospectus due to rounding calculations.

As indicated in the preceding chart, and as discussed further below and in the section titled "How Can The Sales Charge On Class A Shares Be Reduced?" and in Appendix C—Additional Information About Sales Charge Variations, Waivers and Discounts, you may, under certain circumstances, be entitled to pay reduced sales charges on your purchases of Class A Shares or have those charges waived entirely. To take advantage of these discounts, your Intermediary must notify the Fund's Transfer Agent at the time of your purchase order that a discount may apply to your current purchases. You may also be required to provide appropriate documentation to receive these discounts, including:



- (i) Information or records regarding shares of the Funds or other Goldman Sachs Funds held in all accounts (e.g., retirement accounts) of the shareholder at all Intermediaries; or
- (ii) Information or records regarding shares of the Funds or other Goldman Sachs Funds held at any Intermediary by related parties of the shareholder, such as members of the same family or household.

### What Else Do I Need To Know About Class A Shares' CDSC?

Purchases of \$1 million or more of Class A Shares will be made at NAV with no initial sales charge. However, if you redeem shares within 18 months after the beginning of the month in which the purchase was made, a CDSC of 1% may be imposed. The CDSC may not be imposed if your Intermediary agrees with the Distributor to return all or an applicable prorated portion of its commission to the Distributor. The CDSC is waived on redemptions in certain circumstances. See "In What Situations May The CDSC On Class A Or C Shares Be Waived Or Reduced?" below and, if you hold shares through an Intermediary, see Appendix C—Additional Information About Sales Charge Variations, Waivers and Discounts.

### When Are Class A Shares Not Subject To A Sales Load?

Class A Shares of the Funds may be sold at NAV without payment of any sales charge to the following individuals and entities:

- Goldman Sachs, its affiliates or their respective officers, partners, directors or employees (including retired employees and former partners), any partnership of which Goldman Sachs is a general partner, any Trustee or officer of the Trust and designated family members of any of these individuals;
- Qualified employee benefit plans of Goldman Sachs;
- Trustees or directors of investment companies for which Goldman Sachs or an affiliate acts as sponsor;
- Any employee or registered representative of any Intermediary (or such Intermediaries' affiliates and subsidiaries) or their respective spouses, or domestic partners, children and parents;
- Banks, trust companies or other types of depository institutions;
- Any state, county or city, or any instrumentality, department, authority or agency thereof, which is prohibited by applicable investment laws from paying a sales charge or commission in connection with the purchase of shares of the Fund;
- Employee Benefit Plans, other than Employee Benefit Plans that purchase Class A Shares through brokerage relationships in which sales charges are customarily imposed. Under such circumstances, Plans will be assessed sales charges as described further in "Shareholder Guide—Common Questions Applicable to the Purchase of Class A Shares;"
- Investors who purchase Class A Shares through an omnibus account sponsored by an Intermediary that has an agreement with the Distributor covering such investors to offer Class A Shares without charging an initial sales charge;
- Insurance company separate accounts that make the Funds available as an underlying investment in certain group annuity contracts;
- "Wrap" accounts for the benefit of clients of broker-dealers, financial institutions or financial planners, provided they have entered into an agreement with GSAM specifying aggregate minimums and certain operating policies and standards;
- Investment advisers investing for accounts for which they receive asset-based fees;
- Accounts over which GSAM or its advisory affiliates have investment discretion;
- Shareholders who roll over distributions from any tax-qualified Employee Benefit Plan or tax-sheltered annuity to an IRA which invests in the Goldman Sachs Funds if the tax-qualified Employee Benefit Plan or tax-sheltered annuity receives administrative services provided by certain third party administrators that have entered into a special service arrangement with Goldman Sachs relating to such plan or annuity;
- State sponsored 529 college savings plans;
- Investors that purchase Class A Shares through the GS Retirement Plan Plus and Goldman Sachs 401(k) Programs;
- Former shareholders of certain funds who (i) received shares of a Goldman Sachs Fund in connection with a reorganization of an acquired fund into a Goldman Sachs Fund, (ii) had previously qualified for purchases of Class A Shares of the acquired funds without the imposition of a sales load under the guidelines of the applicable acquired fund family, and (iii) as of August 24, 2012 held their Goldman Sachs Fund shares directly with the Goldman Sachs Funds' Transfer Agent, as long as they continue to hold the shares directly at the Transfer Agent; or
- Investors who purchase Class A Shares in accounts that are no longer associated with an Intermediary and held direct at the Transfer Agent, including retirement accounts.

**You must certify eligibility for any of the above exemptions on your account application and notify your Intermediary and the Funds if you no longer are eligible for the exemption. You may be eligible for different or additional exemptions based on your Intermediary; see Appendix C—Additional Information About Sales Charge Variations, Waivers and Discounts.**

A Fund will grant you an exemption subject to confirmation of your eligibility by your Intermediary. You may be charged a fee by your Intermediary.



## How Can The Sales Charge On Class A Shares Be Reduced?

■ **Right of Accumulation:** When buying Class A Shares in Goldman Sachs Funds, your current aggregate investment determines the initial sales load you pay. You may qualify for reduced sales charges when the current market value of holdings across Class A and/or Class C Shares, plus new purchases, reaches \$50,000 or more (100,000 in the case of the Commodity Strategy Fund). Class A and/or Class C Shares of any of the Goldman Sachs Funds may be combined under the Right of Accumulation. If a Fund's Transfer Agent is properly notified, the "Amount of Purchase" in the chart in the section "What Is The Offering Price Of Class A Shares?" will be deemed to include all Class A and/or Class C Shares of the Goldman Sachs Funds that were held at the time of purchase by any of the following persons: (i) you, your spouse or domestic partner, your parents and your children; and (ii) any trustee, guardian or other fiduciary of a single trust estate or a single fiduciary account. This includes, for example, any Class A and/or Class C Shares held at an Intermediary other than the one handling your current purchase. For purposes of applying the Right of Accumulation, shares of the Funds and any other Goldman Sachs Funds purchased by an existing client of Goldman Sachs Private Wealth Management or GS Ayco Holding LLC will be combined with Class A and/or Class C Shares and other assets held by all other Goldman Sachs Private Wealth Management accounts or accounts of GS Ayco Holding LLC, respectively. In addition, under some circumstances, Class A and/or Class C Shares of the Funds and Class A and/or Class C Shares of any other Goldman Sachs Fund purchased by partners, directors, officers or employees of certain organizations may be combined for the purpose of determining whether a purchase will qualify for the Right of Accumulation and, if qualifying, the applicable sales charge level. To qualify for a reduced sales load, you or your Intermediary must notify the Funds' Transfer Agent at the time of investment that a quantity discount is applicable. If you do not notify your Intermediary at the time of your current purchase or a future purchase that you qualify for a quantity discount, you may not receive the benefit of a reduced sales charge that might otherwise apply. Use of this option is subject to a check of appropriate records.

In some circumstances, other Class A Shares and/or Class C Shares may be aggregated with your current purchase under the Right of Accumulation as described in the SAI. For purposes of determining the "Amount of Purchase," all Class A Shares and/or Class C Shares currently held will be valued at their current market value.

■ **Statement of Intention:** You may obtain a reduced sales charge by means of a written Statement of Intention which expresses your non-binding commitment to invest (not counting reinvestments of dividends and distributions) in the aggregate \$50,000 or more (\$100,000 in the case of the Commodity Strategy Fund) within a period of 13 months in Class A Shares of one or more of the Goldman Sachs Funds. Any investments you make during the period will receive the discounted sales load based on the full amount of your investment commitment. Purchases made during the previous 90 days may be included; however, capital appreciation does not apply toward these combined purchases. If the investment commitment of the Statement of Intention is not met prior to the expiration of the 13-month period, the entire amount will be subject to the higher applicable sales charge unless the failure to meet the investment commitment is due to the death of the investor. By selecting the Statement of Intention, you authorize the Transfer Agent to escrow and redeem Class A Shares in your account to pay this additional charge if the Statement of Intention is not met. You must, however, inform the Transfer Agent (either directly or through your Intermediary) that the Statement of Intention is in effect each time shares are purchased. Each purchase will be made at the public offering price applicable to a single transaction of the dollar amount specified on the Statement of Intention. The SAI has more information about the Statement of Intention, which you should read carefully.

**Different Intermediaries may have different policies regarding Rights of Accumulation and Statements of Intention. These variations are described in Appendix C—Additional Information About Sales Charge Variations, Waivers and Discounts.**

## COMMON QUESTIONS APPLICABLE TO THE PURCHASE OF CLASS C SHARES

### What Is The Offering Price Of Class C Shares?

You may purchase Class C Shares of the Funds at the next determined NAV without paying an initial sales charge. However, if you redeem Class C Shares within 12 months of purchase, a CDSC of 1.00% will normally be deducted from the redemption proceeds. In connection with purchases by Employee Benefit Plans, where Class C Shares are redeemed within 12 months of purchase, a CDSC of 1.00% may be imposed upon the plan sponsor or third party administrator. Class C Shares acquired in exchange for shares subject to a CDSC will be subject to the CDSC, if any, of the shares originally held. No CDSC is imposed in connection with an exchange of Class C Shares at the time of such exchange. When Class C Shares are exchanged for Class C Shares of another fund, the period of time that such shares will be subject to a CDSC (if any) will be measured as of the date of the original purchase. With respect to such shares held by Employee Benefit Plans, the CDSC may be imposed on the plan sponsor or third party administrator.

*Different Intermediaries may impose different sales charges. These variations are described in "Appendix C—Additional Information About Sales Charge Variations, Waivers and Discounts."*

Proceeds from the CDSC are payable to the Distributor and may be used in whole or in part to defray the Distributor's expenses related to providing distribution-related services to the Funds in connection with the sale of Class C Shares, including the payment of compensation to Intermediaries. A commission equal to 1% of the amount invested is normally paid by the Distributor to Intermediaries.

### What Should I Know About The Automatic Conversion Of Class C Shares?

Class C Shares of a Fund will automatically convert into Class A Shares (which bear lower distribution and service (12b-1) fees and do not bear additional personal and account maintenance services fees) of the same Fund on or about the fifteenth day of the last month of the quarter that is eight years after the purchase date. No sales charges or other charges will apply in connection with any conversion.

If you acquire Class C Shares of a Fund by exchange from Class C Shares of another Goldman Sachs Fund, your Class C Shares will convert into Class A Shares of such Fund based on the date of the initial purchase. If you acquire Class C Shares through reinvestment of distributions, your Class C Shares will convert into Class A Shares based on the date of the initial purchase of the shares on which the distribution was paid.

Shareholders will not recognize a gain or loss for federal income tax purposes upon the conversion of Class C Shares for Class A Shares of the same Fund. The automatic conversion of Class C Shares to Class A Shares will not apply to shares held through group retirement plan recordkeeping platforms of certain Intermediaries who hold such shares in an omnibus account and do not track participant level share lot aging to facilitate such a conversion.

New employee benefit plans are not eligible to purchase Class C Shares. Employee benefit plans which have this share class of a Fund available to participants on or before September 18, 2018, may continue to open accounts for new participants in such share class of the Fund and purchase additional shares in existing participant accounts.

If you purchased your shares through an Intermediary, it is the responsibility of your Intermediary to work with the Transfer Agent to effect the conversion and to ensure that Class C Shares are automatically converted after the appropriate period of time. In addition, if your shares are no longer subject to a CDSC, you may be able to exchange your Class C Shares for Class A Shares without the payment of a sales charge prior to the automatic conversion subject to the policies and procedures of the Intermediary through whom you have purchased your shares. Please contact your Intermediary with questions regarding your eligibility to exchange Class C Shares for Class A Shares.

### COMMON QUESTIONS APPLICABLE TO THE PURCHASE OF CLASS A AND C SHARES

#### What Else Do I Need To Know About The CDSC On Class A Or C Shares?

- The CDSC is based on the lesser of the NAV of the shares at the time of redemption or the original offering price (which is the original NAV).
  - No CDSC is charged on shares acquired from reinvested dividends or capital gains distributions.
  - No CDSC is charged on the per share appreciation of your account over the initial purchase price.
  - When counting the number of months since a purchase of Class A or Class C Shares was made, all purchases made during a month will be combined and considered to have been made on the first day of that month.
- To keep your CDSC as low as possible, each time you place a request to sell shares, the Funds will first sell any shares in your account that do not carry a CDSC and then the shares in your account that have been held the longest.

#### In What Situations May The CDSC On Class A Or C Shares Be Waived Or Reduced?

The CDSC on Class A and Class C Shares that are subject to a CDSC may be waived or reduced if the redemption relates to:

- Mandatory retirement distributions or loans to participants or beneficiaries from Employee Benefit Plans;
- Hardship withdrawals by a participant or beneficiary in an Employee Benefit Plan;
- The separation from service by a participant or beneficiary in an Employee Benefit Plan;
- Excess contributions distributed from an Employee Benefit Plan;
- Distributions from a qualified Employee Benefit Plan invested in the Goldman Sachs Funds which are being rolled over to an IRA in the same share class of a Goldman Sachs Fund;
- The death or disability (as defined in Section 72(m)(7) of the Internal Revenue Code of 1986, as amended (the "Code")) of a shareholder, participant or beneficiary in an Employee Benefit Plan;
- Satisfying the minimum distribution requirements of the Code;
- Establishing "substantially equal periodic payments" as described under Section 72(t)(2) of the Code;
- Redemption proceeds which are to be reinvested in accounts or non-registered products over which GSAM or its advisory affiliates have investment discretion;

- A systematic withdrawal plan. The Fund reserves the right to limit such redemptions, on an annual basis, to 12% of the value of your Class C Shares and 10% of the value of your Class A Shares;
- Redemptions or exchanges of Fund shares held through an Employee Benefit Plan using the Fund as part of a qualified default investment alternative or “QDIA”; or
- Other redemptions, at the discretion of the Trust’s officers, relating to shares purchased through Employee Benefit Plans.

**You may be eligible for different or additional exemptions based on your Intermediary; see “Appendix C—Additional Information About Sales Charge Variations, Waivers and Discounts.”**

## HOW TO SELL SHARES

### How Can I Sell Shares Of The Fund?

Generally, Shares may be sold (redeemed) only through Intermediaries. Customers of an Intermediary will normally give their redemption instructions to the Intermediary, and the Intermediary will, in turn, place the order with the Transfer Agent. On any business day the Fund is open, the Fund will generally redeem its Shares upon request at their next-determined NAV per share (subject to any applicable CDSC) after the Transfer Agent (or, if applicable, the Authorized Institution) has received and accepted a redemption order in proper form, as described under “How To Buy Shares—How Can I Purchase Shares Of The Fund?” above. Redemptions may be requested by electronic trading platform (through your Intermediary), in writing or by telephone (unless the Intermediary opts out of the telephone redemption privilege on the account application). You should contact your Intermediary to discuss redemptions and redemption proceeds. The Fund may transfer redemption proceeds to an account with your Intermediary. In the alternative, your Intermediary may request that redemption proceeds be sent to you by check or wire (if the wire instructions are designated in the current records of the Transfer Agent).

### When Do I Need A Medallion Signature Guarantee To Redeem Shares?

Generally, a redemption request must be in writing and signed by an authorized person with a Medallion signature guarantee if:

- A request is made in writing to redeem Class A, Class C, Investor or Class R Shares in an amount over \$50,000 via check;
- You would like the redemption proceeds sent to an address that is not your address of record; or
- You would like the redemption proceeds sent to a domestic bank account that is not designated in the current records of the Transfer Agent.

A Medallion signature guarantee must be obtained from a bank, brokerage firm or other financial intermediary that is a member of an approved Medallion Guarantee Program or that is otherwise approved by the Trust. A notary public cannot provide a Medallion signature guarantee. The written request may be confirmed by telephone with both the requesting party and the designated Intermediary to verify instructions. Additional documentation may be required.

### What Do I Need To Know About Telephone Redemption Requests?

The Trust, the Distributor and the Transfer Agent will not be liable for any loss or tax liability you may incur in the event that the Trust accepts unauthorized telephone redemption requests that the Trust reasonably believes to be genuine. The Trust may accept telephone redemption instructions from any person identifying himself or herself as the owner of an account or the owner’s registered representative where the owner has not declined in writing to use this service. Thus, you risk possible losses if a telephone redemption is not authorized by you.

In an effort to prevent unauthorized or fraudulent redemption and exchange requests by telephone, Goldman Sachs and SS&C Global Investor & Distribution Solutions, Inc. (“SS&C”) each employ reasonable procedures specified by the Trust to confirm that such instructions are genuine. The following general policies are currently in effect:

- Telephone requests are recorded.
- Proceeds of telephone redemption requests will be sent to your address of record or authorized account designated in the current records of the Transfer Agent (unless you provide written instructions and a Medallion signature guarantee indicating another address or account).
- For the 30-day period following a change of address, telephone redemptions will only be filled by a wire transfer to the authorized account designated in the current records of the Transfer Agent (see immediately preceding bullet point). In order to receive the redemption by check during this time period, the redemption request must be in the form of a written, Medallion signature guaranteed letter.
- The telephone redemption option does not apply to Shares held in an account maintained and serviced by your Intermediary. If your Shares are held in an account with an Intermediary, you should contact your registered representative of record, who may make telephone redemptions on your behalf.
- The telephone redemption option may be modified or terminated at any time without prior notice.

- The Fund may allow redemptions via check up to \$50,000 in Class A, Class C, Investor and Class R Shares requested via telephone.

**Note:** *It may be difficult to make telephone redemptions in times of unusual economic or market conditions.*

### How Are Redemption Proceeds Paid?

**By Wire:** You may arrange for your redemption proceeds to be paid as federal funds to an account with your Intermediary or to a domestic bank account designated in the current records of the Transfer Agent. In addition, redemption proceeds may be transmitted through an electronic trading platform to an account with your Intermediary. The following general policies govern wiring redemption proceeds:

- Redemption proceeds will normally be paid in federal funds within one business day (or such other times in accordance with the requirements of your Intermediary) following receipt of a properly executed wire transfer redemption request. In certain circumstances, however (such as unusual market conditions or in cases of very large redemptions or excessive trading), it may take up to seven days to pay redemption proceeds.
- Redemption requests may only be postponed or suspended for longer than seven days as permitted under Section 22(e) of the Investment Company Act of 1940 (the “Investment Company Act”) if (i) the New York Stock Exchange is closed for trading or trading is restricted; (ii) an emergency exists which makes the disposal of securities owned by the Fund or the fair determination of the value of the Fund’s net assets not reasonably practicable; or (iii) the SEC, by order or regulation, permits the suspension of the right of redemption.
- If you are selling shares you recently paid for by check or purchased by Automated Clearing House (“ACH”), the Fund will pay you when your check or ACH has cleared, which may take up to 15 days.
- If the Federal Reserve Bank is closed on the day that the redemption proceeds would ordinarily be wired, wiring the redemption proceeds may be delayed until the Federal Reserve Bank reopens.
- To change the bank wiring instructions designated in the current records of the Transfer Agent, you must send written instructions signed by an authorized person designated in the current records of the Transfer Agent. A Medallion signature guarantee may be required if you are requesting a redemption in conjunction with the change.
- None of the Trust, the Investment Adviser or Goldman Sachs assumes any responsibility for the performance of your bank or Intermediary in the transfer process. If a problem with such performance arises, you should deal directly with your bank or Intermediary.

**By Check:** You may elect to receive your redemption proceeds by check. Redemption proceeds paid by check will normally be mailed to the address of record within one business day (or such other times in accordance with the requirements of your Intermediary) following receipt of a properly executed redemption request, except in certain circumstances (such as those set forth above with respect to wire transfer redemption requests). If you are selling shares you recently paid for by check or ACH, the Fund will pay you when your check or ACH has cleared, which may take up to 15 days.

### What Else Do I Need To Know About Redemptions?

The following generally applies to redemption requests:

- Additional documentation may be required when deemed appropriate by the Transfer Agent. A redemption request will not be in proper form until such additional documentation has been received.
- Intermediaries are responsible for the timely transmittal of redemption requests by their customers to the Transfer Agent. In order to facilitate the timely transmittal of redemption requests, Intermediaries may set times by which they must receive redemption requests. Intermediaries may also require additional documentation from you.

The Trust reserves the right to:

- Redeem your shares in the event your Intermediary’s relationship with Goldman Sachs is terminated, and you do not transfer your account to another Intermediary or in the event that the Fund is no longer an option in your Employee Benefit Plan or no longer available through your Eligible Fee-Based Program.
- Redeem your shares if your account balance is below the required Fund minimum. The Fund will not redeem your shares on this basis if the value of your account falls below the minimum account balance solely as a result of market conditions. The Fund will give you 60 days prior written notice to allow you to purchase sufficient additional shares of the Fund in order to avoid such redemption. Different rules may apply to investors who have established brokerage accounts with Goldman Sachs in accordance with the terms and conditions of their account agreements.
- Redeem your shares in the case of actual or suspected threatening conduct or actual or suspected fraudulent, suspicious or illegal activity by you or any other individual associated with your account.
- Subject to applicable law, redeem your shares in other circumstances determined by the Board of Trustees to be in the best interest of the Trust.

- Pay redemptions by a distribution in-kind of securities (instead of cash). If you receive redemption proceeds in-kind, you should expect to incur transaction costs upon the disposition of those securities. In addition, if you receive redemption proceeds in-kind, you will be subject to market gains or losses upon the disposition of those securities.
- Reinvest any amounts (e.g., dividends, distributions or redemption proceeds) which you have elected to receive by check should your check remain uncashed for more than 180 days. No interest will accrue on amounts represented by uncashed checks. Your check will be reinvested in your account at the NAV on the day of the reinvestment. When reinvested, those amounts are subject to the risk of loss like any Fund investment. If you elect to receive distributions in cash and a check remains uncashed for more than 180 days, your cash election may be changed automatically to reinvest and your future dividend and capital gains distributions will be reinvested in the Fund at the NAV as of the date of payment of the distribution. This provision may not apply to certain retirement or qualified accounts, accounts with a non-U.S. address or closed accounts. Your participation in a systematic withdrawal program may be terminated if a check remains uncashed.
- Charge an additional fee in the event a redemption is made via wire transfer.

The Fund typically expects to meet redemption requests by using holdings of cash or cash equivalents and/or proceeds from the sale of portfolio holdings. In addition, under stressed market conditions, as well as for other temporary or emergency purposes, the Fund may distribute redemption proceeds in-kind (instead of cash), access a line of credit or overdraft facility, or borrow through other sources to meet redemption requests.

None of the Trust, the Investment Adviser or Goldman Sachs will be responsible for any loss in an investor's account or tax liability resulting from an involuntary redemption.

#### Can I Reinvest Redemption Proceeds In The Same Or Another Goldman Sachs Fund?

You may redeem shares of the Fund and reinvest a portion or all of the redemption proceeds in the same share class of another Goldman Sachs Fund at NAV. To be eligible for this privilege, you must have held the shares you want to redeem for at least 30 days and you must reinvest the share proceeds within 90 days after you redeem. You should obtain and read the applicable prospectus before investing in any other Goldman Sachs Fund.

You may reinvest redemption proceeds as follows:

- If you pay a CDSC upon redemption of Class A or Class C Shares and then reinvest in Class A or Class C Shares of another Goldman Sachs Fund as described above, your account will be credited with the amount of the CDSC you paid. The reinvested shares will, however, continue to be subject to a CDSC. The holding period of the shares acquired through reinvestment will include the holding period of the redeemed shares for purposes of computing the CDSC payable upon a subsequent redemption.
- The reinvestment privilege may be exercised at any time in connection with transactions in which the proceeds are reinvested at NAV in a tax-sheltered Employee Benefit Plan. In other cases, the reinvestment privilege may be exercised once per year upon receipt of a written request.
- You may be subject to tax as a result of a redemption. You should consult your tax adviser concerning the tax consequences of a redemption and reinvestment.

#### Can I Exchange My Investment From One Goldman Sachs Fund To Another Goldman Sachs Fund?

You may exchange shares of a Goldman Sachs Fund at NAV without the imposition of an initial sales charge or CDSC, if applicable, at the time of exchange for certain shares of another Goldman Sachs Fund. The exchange privilege may be materially modified or withdrawn at any time upon 60 days' written notice. You should contact your Intermediary to arrange for exchanges of shares of the Fund for shares of another Goldman Sachs Fund.

You should keep in mind the following factors when making or considering an exchange:

- You should obtain and carefully read the prospectus of the Goldman Sachs Fund you are acquiring before making an exchange. You should be aware that not all Goldman Sachs Funds may offer all share classes.
- Currently, the Fund does not impose any charge for exchanges although the Fund may impose a charge in the future.
- The exchanged shares of the new Goldman Sachs Fund may later be exchanged for shares of the same class of the original Fund held at the next determined NAV without the imposition of an initial sales charge or CDSC. However, if additional shares of the new Goldman Sachs Fund were purchased after the initial exchange, and that Fund's shares do not impose a sales charge or CDSC, then the applicable sales charge or CDSC of the original Fund's shares will be imposed upon the exchange of those shares.
- When you exchange shares subject to a CDSC, no CDSC will be charged at that time. However, for purposes of determining the amount of CDSC applicable to those shares acquired in the exchange, the length of time you have owned the shares will be measured from the date you acquired the original shares subject to a CDSC, and the amount and terms of the CDSC will be those applicable to the original shares acquired and will not be affected by a subsequent exchange.
- Eligible investors may exchange certain classes of shares for another class of shares of the same Fund. For further information, contact your Intermediary.



- All exchanges which represent an initial investment in a Goldman Sachs Fund must satisfy the minimum initial investment requirement of that Fund. This requirement may be waived at the discretion of the Trust. Exchanges into a Goldman Sachs Fund need not meet the traditional minimum investment requirement for that Fund if the entire balance of the original Fund account is exchanged.
- Exchanges are available only in states where exchanges may be legally made.
- It may be difficult to make telephone exchanges in times of unusual economic or market conditions.
- Goldman Sachs and SS&C may use reasonable procedures described above in “How To Sell Shares—What Do I Need To Know About Telephone Redemption Requests?” in an effort to prevent unauthorized or fraudulent telephone exchange requests.
- Normally, a telephone exchange will be made only to an identically registered account.
- Exchanges into Goldman Sachs Funds or certain share classes of Goldman Sachs Funds that are closed to new investors may be restricted.

For federal income tax purposes, an exchange from one Goldman Sachs Fund to another is treated as a redemption of the shares surrendered in the exchange, on which you may be subject to tax, followed by a purchase of shares received in the exchange. Exchanges within Employee Benefit Plan accounts will not result in capital gains or loss for federal or state income tax purposes. You should consult your tax adviser concerning the tax consequences of an exchange.

## SHAREHOLDER SERVICES

### Can I Arrange To Have Automatic Investments Made On A Regular Basis?

You may be able to make automatic investments in Class A and Class C Shares through your bank via ACH transfer or via bank draft or through your Intermediary each month. The minimum dollar amount for this service is \$250 for the initial investment and \$50 per month for additional investments. Forms for this option are available online at [am.gs.com](http://am.gs.com) and from your Intermediary, or you may check the appropriate box on the account application.

### Can My Distributions From The Fund Be Invested In Other Goldman Sachs Funds?

You may elect to cross-reinvest distributions paid by a Goldman Sachs Fund in shares of the same class of other Goldman Sachs Funds.

- Shares will be purchased at NAV.
- You may elect cross-reinvestment into an identically registered account or a similarly registered account provided that at least one name on the account is registered identically.
- You cannot make cross-reinvestments into a Goldman Sachs Fund unless that Fund’s minimum initial investment requirement is met.
- You should obtain and read the prospectus of the Goldman Sachs Fund into which distributions are invested.

### Can I Arrange To Have Automatic Exchanges Made On A Regular Basis?

You may elect to exchange automatically a specified dollar amount of Class A or Class C Shares of the Fund for shares of the same class of other Goldman Sachs Funds.

- Shares will be purchased at NAV if a sales charge had been imposed on the initial purchase.
- You may elect to exchange into an identically registered account or a similarly registered account provided that at least one name on the account is registered identically.
- Shares subject to a CDSC acquired under this program may be subject to a CDSC at the time of redemption from the Goldman Sachs Fund into which the exchange is made depending upon the date and value of your original purchase.
- Automatic exchanges are made monthly on the 15th day of each month or the first business day thereafter.
- Minimum dollar amount: \$50 per month.
- You cannot make automatic exchanges into a Goldman Sachs Fund unless that Fund’s minimum initial investment requirement is met.
- You should obtain and read the prospectus of the Goldman Sachs Fund into which automatic exchanges are made.
- An exchange is considered a redemption and a purchase and therefore may be a taxable transaction.

### Can I Have Systematic Withdrawals Made On A Regular Basis?

You may redeem from your Class A or Class C Share account systematically via check or ACH transfer or through your Intermediary in any amount of \$50 or more.

- It is normally undesirable to maintain a systematic withdrawal plan at the same time that you are purchasing additional Class A or Class C Shares because of the sales charges that are imposed on certain purchases of Class A Shares and because of the CDSCs that are imposed on certain redemptions of Class A and Class C Shares.



- Checks are normally mailed within two business days after your selected systematic withdrawal date of either the 15th or 25th of the month. ACH payments may take up to three business days to post to your account after your selected systematic withdrawal date between, and including, the 3rd and 26th of the month.
- Each systematic withdrawal is a redemption and therefore may be a taxable transaction.
- The CDSC applicable to Class A or Class C Shares redeemed under the systematic withdrawal plan may be waived. The Fund reserves the right to limit such redemptions, on an annual basis, to 12% each of the value of your Class C Shares and 10% of the value of your Class A Shares.

### What Types Of Reports Will I Be Sent Regarding My Investment?

Intermediaries are responsible for providing any communication from the Fund to shareholders, including but not limited to, prospectuses, prospectus supplements, proxy materials and notices regarding the source of dividend payments under Section 19 of the Investment Company Act. They may charge additional fees not described in the Prospectus to their customers for such services.

You will be provided with a printed confirmation of each transaction in your account and a quarterly account statement if you invest in Class A, Class C Investor or Class R Shares and a monthly account statement if you invest in Institutional or Class R6 Shares. If your account is held through your Intermediary, you will receive this information from your Intermediary.

You will also receive an annual shareholder report and a semi-annual shareholder report. If you have consented to the delivery of a single copy of shareholder reports, prospectuses and other information to all shareholders who share the same mailing address with your account, you may revoke your consent at any time by contacting your Intermediary or Goldman Sachs Funds at the appropriate phone number or address found on the back cover of the Prospectus. The Fund will begin sending individual copies to you within 30 days after receipt of your revocation. If your account is held through an Intermediary, please contact the Intermediary to revoke your consent.

## DISTRIBUTION AND SERVICE FEES

### What Are The Different Distribution And/Or Service Fees Paid By The Fund's Shares?

The Trust has adopted distribution and service plans (each a "Plan") under which Class A, Class C and Class R Shares bear distribution and/or service fees paid to Goldman Sachs, some of which Goldman Sachs may pay to Intermediaries. Intermediaries seek distribution and/or servicing fee revenues to, among other things, offset the cost of servicing small and medium sized plan investors and providing information about the Fund. If the fees received by Goldman Sachs pursuant to the Plans exceed its expenses, Goldman Sachs may realize a profit from these arrangements. Goldman Sachs generally receives and pays the distribution and service fees on a quarterly basis.

Under the Plans, Goldman Sachs is entitled to a monthly fee from the Fund for distribution services equal, on an annual basis, to 0.25%, 0.75% and 0.50% of the Fund's average daily net assets attributed to Class A, Class C and Class R Shares, respectively. Because these fees are paid out of the Fund's assets on an ongoing basis, over time, these fees will increase the cost of your investment and may cost you more than paying other types of such charges.

The distribution fees are subject to the requirements of Rule 12b-1 under the Investment Company Act, and may be used (among other things) for:

- Compensation paid to and expenses incurred by Intermediaries, Goldman Sachs and their respective officers, employees and sales representatives;
- Commissions paid to Intermediaries;
- Allocable overhead;
- Telephone and travel expenses;
- Interest and other costs associated with the financing of such compensation and expenses;
- Printing of prospectuses for prospective shareholders;
- Preparation and distribution of sales literature or advertising of any type; and
- All other expenses incurred in connection with activities primarily intended to result in the sale of Class A, Class C and Class R Shares.

In connection with the sale of Class C Shares, Goldman Sachs normally begins paying the 0.75% distribution fee as an ongoing commission to Intermediaries after the shares have been held for one year. Goldman Sachs normally begins accruing the annual 0.25% and 0.50% distribution fees for the Class A and Class R Shares, respectively, as ongoing commissions to Intermediaries, immediately. Goldman Sachs generally pays the distribution fee on a quarterly basis.

#### CLASS C PERSONAL AND ACCOUNT MAINTENANCE SERVICES AND FEES

Under the Class C Plan, Goldman Sachs is also entitled to receive a separate fee equal on an annual basis to 0.25% of the Fund's average daily net assets attributed to Class C Shares. This fee is for personal and account maintenance services, and may be used to make payments to Goldman Sachs, Intermediaries and their officers, sales representatives and employees for responding to inquiries of, and furnishing assistance to, shareholders regarding ownership of their shares or their accounts or similar services not otherwise provided on behalf of the Fund. If the fees received by Goldman Sachs pursuant to the Plan exceed its expenses, Goldman Sachs may realize a profit from this arrangement.

In connection with the sale of Class C Shares, Goldman Sachs normally begins paying the 0.25% ongoing service fee to Intermediaries after the shares have been held for one year.

#### RESTRICTIONS ON EXCESSIVE TRADING PRACTICES

***Policies and Procedures on Excessive Trading Practices.*** In accordance with the policy adopted by the Board of Trustees, the Trust discourages frequent purchases and redemptions of Fund shares and does not permit market timing or other excessive trading practices. Purchases and exchanges should be made with a view to longer-term investment purposes only that are consistent with the investment policies and practices of the respective Fund. Excessive, short-term (market timing) trading practices may disrupt portfolio management strategies, increase brokerage and administrative costs, harm Fund performance and result in dilution in the value of Fund shares held by longer-term shareholders. The Trust and Goldman Sachs reserve the right to reject or restrict purchase or exchange requests from any investor. The Trust and Goldman Sachs will not be liable for any loss resulting from rejected purchase or exchange orders. To minimize harm to the Trust and its shareholders (or Goldman Sachs), the Trust (or Goldman Sachs) will exercise this right if, in the Trust's (or Goldman Sachs') judgment, an investor has a history of excessive trading or if an investor's trading, in the judgment of the Trust (or Goldman Sachs), has been or may be disruptive to the Fund. In making this judgment, trades executed in multiple accounts under common ownership or control may be considered together to the extent they can be identified. No waivers of the provisions of the policy established to detect and deter market timing and other excessive trading activity are permitted that would harm the Trust or its shareholders or would subordinate the interests of the Trust or its shareholders to those of Goldman Sachs or any affiliated person or associated person of Goldman Sachs.

As a deterrent to excessive trading, many foreign equity securities held by the Goldman Sachs Funds are priced by an independent pricing service using fair valuation. For more information on fair valuation, please see "How To Buy Shares—How Are Shares Priced?"

Pursuant to the policy adopted by the Board of Trustees of the Trust, Goldman Sachs has developed criteria that it uses to identify trading activity that may be excessive. Excessive trading activity in the Fund is measured by the number of "round trip" transactions in a shareholder's account. A "round trip" includes a purchase or exchange into the Fund followed or preceded by a redemption or exchange out of the same Fund. If the Fund detects that a shareholder has completed two or more round trip transactions in a single Fund within a rolling 90-day period, the Fund may reject or restrict subsequent purchase or exchange orders by that shareholder permanently. In addition, the Fund may, in its sole discretion, permanently reject or restrict purchase or exchange orders by a shareholder if the Fund detects other trading activity that is deemed to be disruptive to the management of the Fund or otherwise harmful to the Fund. For purposes of these transaction surveillance procedures, the Fund may consider trading activity in multiple accounts under common ownership, control, or influence. A shareholder that has been restricted from participation in the Fund pursuant to this policy will be allowed to apply for re-entry after one year. A shareholder applying for re-entry must provide assurances acceptable to the Fund that the shareholder will not engage in excessive trading activities in the future.

Goldman Sachs may modify its surveillance procedures and criteria from time to time without prior notice regarding the detection of excessive trading or to address specific circumstances. Goldman Sachs will apply the criteria in a manner that, in Goldman Sachs' judgment, will be uniform.

Fund shares may be held through omnibus arrangements maintained by Intermediaries, such as broker-dealers, investment advisers and insurance companies. In addition, Fund shares may be held in omnibus Employee Benefit Plans, Eligible Fee-Based Programs and other group accounts. Omnibus accounts include multiple investors and such accounts typically provide the Fund with a net purchase or redemption request on any given day where the purchases and redemptions of Fund shares by the investors are netted against one another. The identity of individual investors whose purchase and redemption orders are aggregated are ordinarily not tracked by the Fund on a regular basis. A number of these Intermediaries may not have the capability or may not be willing to apply the Fund's market timing policies. While Goldman Sachs may monitor share turnover at the omnibus account level, the Fund's ability to monitor and detect market timing by shareholders in these omnibus accounts may be limited in certain circumstances, and certain of these Intermediaries may charge the Fund a fee for providing certain shareholder financial information requested as part of the Fund's surveillance process. The netting effect makes it more difficult to identify, locate and eliminate market timing activities. In addition,

those investors who engage in market timing and other excessive trading activities may employ a variety of techniques to avoid detection. There can be no assurance that the Fund and Goldman Sachs will be able to identify all those who trade excessively or employ a market timing strategy, and curtail their trading in every instance. If necessary, the Trust may prohibit additional purchases of Fund shares by an Intermediary or by certain customers of the Intermediary. Intermediaries may also monitor their customers' trading activities in the Fund. The criteria used by Intermediaries to monitor for excessive trading may differ from the criteria used by the Fund. If an Intermediary fails to cooperate in the implementation or enforcement of the Trust's excessive trading policies, the Trust may take certain actions including terminating the relationship.

# Taxation

As with any investment, you should consider how your investment in the Fund will be taxed. The tax information below is provided as general information. More tax information is available in the SAI. You should consult your tax adviser about the federal, state, local or foreign tax consequences of your investment in the Fund. Except as otherwise noted, the tax information provided assumes that you are a U.S. citizen or resident.

Unless your investment is through an IRA or other tax-advantaged account, you should carefully consider the possible tax consequences of Fund distributions and the sale of your Fund shares.

## DISTRIBUTIONS

Each Fund contemplates declaring as dividends each year all or substantially all of its taxable income. Distributions you receive from the Funds are generally subject to federal income tax, and may also be subject to state or local taxes. This is true whether you reinvest your distributions in additional Fund shares or receive them in cash. For federal tax purposes, the Fund's distributions attributable to net investment income and short-term capital gains are taxable to you as ordinary income, while distributions of long-term capital gains are taxable to you as long-term capital gains, no matter how long you have owned your Fund shares.

Under current provisions of the Code, the maximum individual rate applicable to long-term capital gains is generally either 15% or 20%, depending on whether the individual's income exceeds certain threshold amounts. Fund distributions to noncorporate shareholders attributable to dividends received by the Funds from U.S. and certain foreign corporations will generally be taxed at the preferential rate described above, as long as certain other requirements are met. For these lower rates to apply, the non-corporate shareholder must own their relevant Fund shares for at least 61 days during the 121-day period beginning 60 days before the Fund's ex-dividend date. The amount of a Fund's distributions that would otherwise qualify for this favorable tax treatment will be reduced as a result of a Fund's securities lending activities, hedging activities or high portfolio turnover rate.

Distributions in excess of a Fund's current and accumulated earnings and profits are treated as a tax-free return of your investment to the extent of your basis in the shares, and generally as capital gain thereafter. A return of capital, which for tax purposes is treated as a return of your investment, reduces your basis in the shares, thus reducing any loss or increasing any gain on a subsequent taxable disposition of shares. A distribution will reduce the Fund's NAV per share and may be taxable to you as ordinary income or capital gain even though, from an economic standpoint, the distribution may constitute a return of capital.

An additional 3.8% Medicare tax is imposed on certain net investment income (including ordinary dividends and capital gain distributions received from a Fund and net gains from redemptions or other taxable dispositions of Fund shares) of U.S. individuals, estates and trusts to the extent that such person's "modified adjusted gross income" (in the case of an individual) or "adjusted gross income" (in the case of an estate or trust) exceeds certain threshold amounts.

A Fund's transactions in derivatives (such as futures contracts and swaps) will be subject to special tax rules, the effect of which may be to accelerate income to the Fund, defer losses to the Fund, cause adjustments in the holding periods of the Fund's securities and convert short-term capital losses into long-term capital losses. These rules could therefore affect the amount, timing and character of distributions to you. A Fund's use of derivatives may result in the Fund realizing more short-term capital gains and ordinary income subject to tax at ordinary income tax rates than it would if it did not use derivatives.

Although distributions are generally treated as taxable to you in the year they are paid, distributions declared in October, November or December but paid in January are taxable as if they were paid in December. A percentage of a Fund's dividends paid to corporate shareholders may be eligible for the corporate dividends-received deduction. This percentage may, however, be reduced as a result of a Fund's securities lending activities, hedging activities or a high portfolio turnover rate. Character and tax status of all distributions will be available to shareholders after the close of each calendar year.

The REIT investments of a Fund often do not provide complete tax information to the Fund until after the calendar year. Consequently, because of the delay, it may be necessary for a Fund to request permission to extend the deadline for issuance of Forms 1099-DIV.

Each Fund may be subject to foreign withholding or other foreign taxes on income or gain from certain foreign securities. In general, each Fund may deduct these taxes in computing its taxable income.

If you buy shares of a Fund before it makes a distribution, the distribution will be taxable to you even though it may actually be a return of a portion of your investment. This is known as "buying into a dividend."

## SALES AND EXCHANGES

Your sale of Fund shares is a taxable transaction for federal income tax purposes, and may also be subject to state and local taxes. For tax purposes, the exchange of your Fund shares for shares of a different Goldman Sachs Fund is the same as a sale. When you sell your shares, you will generally recognize a capital gain or loss in an amount equal to the difference between your adjusted tax basis in the shares and the amount received. Generally, this capital gain or loss is long-term or short-term depending on whether your holding period exceeds twelve months, except that any loss realized on shares held for six months or less will be treated as a long-term capital loss to the extent of any capital gain dividends that were received on the shares. Additionally, any loss realized on a sale, exchange or redemption of shares of the Fund may be disallowed under “wash sale” rules to the extent the shares disposed of are replaced with other shares of that Fund within a period of 61 days beginning 30 days before and ending 30 days after the shares are disposed of, such as pursuant to a dividend reinvestment in shares of that Fund. If disallowed, the loss will be reflected in an adjustment to the basis of the shares acquired.

## OTHER INFORMATION

When you open your account, you should provide your Social Security Number or taxpayer identification number on your account application. By law, each Fund must withhold 24% of your taxable distributions and any redemption proceeds if you do not provide your correct taxpayer identification number, or certify that it is correct, or if the IRS instructs the Fund to do so.

Non-U.S. investors will generally be subject to U.S. withholding tax and may be subject to estate tax with respect to their Fund shares. However, withholding is generally not required on properly reported distributions to non-U.S. investors of long-term capital gains. Non-U.S. investors generally are not subject to U.S. federal income tax withholding on certain distributions of interest income and/or short-term capital gains that are reported by a Fund. It is expected that the Funds will generally report short-term gains, to the extent permitted, but the Funds do not intend to report any distributions attributable to interest income. Therefore, all distributions of interest income will be subject to withholding when paid to non-U.S. investors.

The Funds are required to withhold U.S. tax (at a 30% rate) on payments of dividends made to certain non-U.S. entities that fail to comply (or be deemed compliant) with extensive reporting and withholding requirements designed to inform the U.S. Department of the Treasury of U.S.-owned foreign investment accounts. Shareholders may be requested to provide additional information to enable the Funds to determine whether withholding is required.

The Funds are required to report to you and the IRS annually on Form 1099-B not only the gross proceeds of Fund shares you sell or redeem but also, for shares purchased on or after January 1, 2012, their cost basis. **Cost basis will be calculated using the Funds’ default method of average cost, unless you instruct a Fund to use a different methodology.** If you would like to use the average cost method of calculation, no action is required. To elect an alternative method, you should contact Goldman Sachs Funds at the address or phone number on the back cover of the Prospectus. If your account is held with an Intermediary, contact your representative with respect to reporting of cost basis and available elections for your account.

You should carefully review the cost basis information provided by the Funds and make any additional basis, holding period or other adjustments that are required when reporting these amounts on your federal income tax returns.

One of the requirements for favorable tax treatment as a regulated investment company under the Code is that a Fund derive at least 90 percent of its gross income from certain qualifying sources of income. The IRS has issued a revenue ruling which holds that income derived from commodity-linked swaps is not qualifying income under the Code. As such, a Fund’s ability to utilize commodity-linked swaps as part of its investment strategy is limited to a maximum of 10 percent of its gross income.

Historically, the IRS had issued private letter rulings in which the IRS specifically concluded that income and gains from investments in commodity index-linked structured notes (the “Note Rulings”) or a wholly-owned foreign subsidiary that invests in commodity-linked instruments (the “Subsidiary Rulings”) are “qualifying income” for purposes of compliance with Subchapter M of the Code. The IRS issued such private letter rulings to each of the Absolute Return Tracker and Commodity Strategy Funds. In reliance on such private letter rulings, each of the Absolute Return Tracker and Commodity Strategy Funds have in the past sought to gain exposure to the commodity markets primarily through investments in the Subsidiaries and/or commodity index-linked structured notes, as applicable.

However, the Managed Futures Strategy Fund has not received such a private letter ruling, and is not able to rely on private letter rulings issued to other taxpayers. In connection with investments in wholly owned subsidiaries and/or commodity index-linked structured notes, the Managed Futures Strategy Fund obtained an opinion of counsel (the “Tax Opinion”) that its income from such investments should constitute “qualifying income.” In reliance on such opinion, Managed Futures Strategy Fund has in the past sought to gain exposure to the commodity markets primarily through investments in the MFS Subsidiary and/or commodity index-linked structured notes, as applicable.

The IRS issued a revenue procedure, which states that the IRS will not in the future issue private letter rulings that would require a determination of whether an asset (such as a commodity index-linked note) is a “security” under the Investment Company Act. In connection with issuing such revenue procedure, the IRS has revoked the Note Rulings on a prospective basis. In light of the revocation of the Note Rulings, the Funds intend to limit their investments in commodity index-linked structured notes. Treasury regulations generally treat a Fund’s income inclusion with respect to a subsidiary as qualifying income either if (A) there is a current distribution out of the earnings and profits of the subsidiary that are attributable to such income inclusion or (B) such inclusion is derived with respect to the Fund’s business of investing in stock, securities, or currencies.

The Subsidiary Rulings have not been revoked and each of the Absolute Return Tracker and Commodity Strategy Funds may continue to rely on such private letter rulings to gain exposure to the commodity markets primarily through investments in the Subsidiaries.

In reliance on the Tax Opinion, Managed Futures Strategy Fund may continue to gain exposure to the commodity markets through investments in the MFS Subsidiary.

The tax treatment of a Fund’s investments in a wholly owned subsidiary could affect whether income derived from such investments is “qualifying income” under Subchapter M of Code, or otherwise affect the character, timing and/or amount of the Fund’s taxable income or any gains and distributions made by the Fund. If the IRS were to successfully assert that a Fund’s income from such investments was not “qualifying income,” the Fund may fail to qualify as a regulated investment company under Subchapter M of the Code if over 10% of its gross income was derived from these investments. If a Fund failed to qualify as a regulated investment company, it would be subject to federal and state income tax on all of its taxable income at regular corporate tax rates with no deduction for any distributions paid to shareholders, which would significantly adversely affect the returns to, and could cause substantial losses for, Fund shareholders.



# Appendix A

## Additional Information on Portfolio Risks, Securities and Techniques

### A. GENERAL PORTFOLIO RISKS

The Funds will be subject to the risks associated with equity investments. “Equity investments” may include common stocks, preferred stocks, interests in REITs, convertible debt obligations, convertible preferred stocks, equity interests in trusts, partnerships, joint ventures, limited liability companies and similar enterprises, master limited partnerships (“MLPs”), other investment companies (including ETFs), warrants, stock purchase rights and synthetic and derivative instruments (such as swaps and futures contracts) that have economic characteristics similar to equity securities. In general, the values of equity investments fluctuate in response to the activities of individual companies and in response to general market and economic conditions. Accordingly, the values of equity investments that a Fund holds may decline over short or extended periods. The stock markets tend to be cyclical, with periods when stock prices generally rise and periods when prices generally decline. This volatility means that the value of your investment in the Funds may increase or decrease. In recent years, certain stock markets have experienced substantial price volatility. To the extent a Fund’s net assets decrease or increase in the future due to price volatility or share redemption or purchase activity, the Fund’s expense ratio may correspondingly increase or decrease from the expense ratio disclosed in the Prospectus.

To the extent a Fund invests in pooled investment vehicles (including investment companies and ETFs), partnerships and REITs, the Fund will be affected by the investment policies, practices and performance of such entities in direct proportion to the amount of assets a Fund invests therein.

To the extent that a Fund invests in fixed income securities, that Fund will also be subject to the risks associated with its fixed income securities. These risks include interest rate risk, credit/default risk and call/extension risk. In general, interest rate risk involves the risk that when interest rates decline, the market value of fixed income securities tends to increase (although many mortgage-related securities will have less potential than other debt securities for capital appreciation during periods of declining rates). Conversely, when interest rates increase, the market value of fixed income securities tends to decline. Credit/default risk involves the risk that an issuer or guarantor could default on its obligations, and a Fund will not recover its investment. Call risk and extension risk are normally present in mortgage-backed securities and asset-backed securities. For example, homeowners have the option to prepay their mortgages. Therefore, the duration of a security backed by home mortgages can either shorten (call risk) or lengthen (extension risk). In general, if interest rates on new mortgage loans fall sufficiently below the interest rates on existing outstanding mortgage loans, the rate of prepayment would be expected to increase. Conversely, if mortgage loan interest rates rise above the interest rates on existing outstanding mortgage loans, the rate of prepayment would be expected to decrease. In either case, a change in the prepayment rate can result in losses to investors. The same would be true of asset-backed securities such as securities backed by car loans.

A rising interest rate environment could cause the value of a Fund’s fixed income securities to decrease, and fixed income markets to experience increased volatility in addition to heightened levels of liquidity risk. Additionally, decreases in the value of fixed income securities could lead to increased shareholder redemptions, which could impair a Fund’s ability to achieve its investment objective. The risks associated with changing interest rates may have unpredictable effects on the markets and a Fund’s investments.

The Funds may invest in non-investment grade fixed income securities (commonly known as “junk bonds”), which are rated below investment grade (or determined to be of equivalent quality, if not rated) at the time of purchase and are therefore considered speculative. Because non-investment grade fixed income securities are issued by issuers with low credit ratings, they pose a greater risk of default than investment grade securities.

The Investment Adviser will not consider the portfolio turnover rate a limiting factor in making investment decisions for a Fund (in this section of the Prospectus, all references to the Investment Adviser shall be meant to include the Fund’s Sub-Adviser, as applicable). A high rate of portfolio turnover (100% or more) involves correspondingly greater expenses which must be borne by a Fund and its shareholders, and is also likely to result in higher short-term capital gains taxable to certain shareholders. The portfolio turnover rate is calculated by dividing the lesser of the dollar amount of sales or purchases of portfolio securities by the average monthly value of a Fund’s portfolio securities, excluding securities having a maturity at the date of purchase of one year or less. See “Financial Highlights” in Appendix B for a statement of each Fund’s historical portfolio turnover rates.

The Funds may, from time to time, enter into arrangements with certain brokers or other counterparties that require the segregation of collateral. For operational, cost or other reasons, when setting up arrangements relating to the execution/clearing of trades, a Fund may choose to select a segregation model which may not be the most protective option available in the case of a default by a broker or counterparty.

The following sections provide further information on certain types of securities and investment techniques that may be used by the Funds, including their associated risks. Additional information is provided in the SAI, which is available upon request. Among other things, the SAI describes certain fundamental investment restrictions that cannot be changed without shareholder approval. You should note, however, that all investment objectives and all investment policies not specifically designated as fundamental are non-fundamental, and may be changed without shareholder approval. If there is a change in a Fund's investment objective, you should consider whether that Fund remains an appropriate investment in light of your then current financial position and needs.

## B. OTHER PORTFOLIO RISKS

**Strategy Risk.** From time to time, regulatory constraints or other considerations may prevent the Absolute Return Tracker Fund from replicating precisely the returns of a Market Exposure or Trading Strategy. This may occur for a number of reasons. For example, the Fund is taxed as a regulated investment company under the Code, and the Code imposes certain percentage limitations applicable to investments by regulated investment companies. To the extent it would result in a violation of the Code, the Fund would be prevented from investing in instruments that are directly linked to the Market Exposures or Trading Strategies. Similarly, other regulatory constraints, such as limitations on the ability of the Fund to invest more than 15% of its net assets in illiquid investments that are assets, may also prevent the Fund from precisely replicating a Market Exposure or Trading Strategy. In each of these circumstances, the Investment Adviser will employ a strategy whereby the Fund will invest in instruments that, in the aggregate, are deemed by the Investment Adviser to provide investment returns similar to those of the Market Exposures or Trading Strategies. To the extent the Fund employs this strategy, it is subject to the risk that the securities selected by the Investment Adviser pursuant to this strategy may not, in fact, provide investment performance that closely tracks the performance of the specific Market Exposure or Trading Strategy.

In addition, for the reasons listed below, there is no assurance that the Fund will track hedge fund returns. Instead, the Fund may display a pattern of returns over time that broadly resembles the pattern of beta returns of hedge funds as a broad asset class.

While the Fund will gain investment exposure to multiple liquid Market Exposures or Trading Strategies, hedge funds may invest in a much broader range of more geographically diverse and less liquid assets. The proprietary methodology's return mapping is based on historical data regarding the Market Exposures or Trading Strategies and hedge fund returns and volatilities. Hedge fund strategies can be dynamic and unpredictable, and the methodology's estimation of current hedge fund asset allocation may not be accurate.

Past and current levels of the Market Exposures or Trading Strategies and hedge fund returns are not necessarily indicative of future levels and returns. Furthermore, even if historic returns prove to be a reliable indicator of future returns in one or more periods during the term of the investments, the methodology may not continue to effectively identify such returns. The Fund is subject to constraints on the weightings of the Market Exposures or Trading Strategies within its portfolio and is limited with respect to its use of leverage. Hedge fund returns may reflect the performance of leveraged investments. Accordingly, the Fund may be exposed to less leverage at any given time than hedge funds are then currently employing.

**Risks of Investing in Mid-Capitalization and Small-Capitalization Companies.** The Funds may, to the extent consistent with their respective investment policies, invest in mid- and small-capitalization companies although the Commodity Strategy Fund will not generally invest in mid- and small-capitalization companies. Investments in mid- and small-capitalization companies involve greater risk and portfolio price volatility than investments in larger capitalization stocks. Among the reasons for the greater price volatility of these investments are the less certain growth prospects of smaller firms and the lower degree of liquidity in the markets for such securities. Mid- and small-capitalization companies may be thinly traded and may have to be sold at a discount from current market prices or in small lots over an extended period of time. In addition, these securities are subject to the risk that during certain periods the liquidity of particular issuers or industries, or all securities in particular investment categories, will shrink or disappear suddenly and without warning as a result of adverse economic or market conditions, or adverse investor perceptions whether or not accurate. Because of the lack of sufficient market liquidity, a Fund may incur losses because it will be required to effect sales at a disadvantageous time and only then at a substantial drop in price. Mid- and small-capitalization companies include "unseasoned" issuers that do not have an established financial history; often have limited product lines, markets or financial resources; may depend on or use a few key personnel for management; and may be susceptible to losses and risks of bankruptcy. Mid- and small-capitalization companies may be operating at a loss or have significant variations in operating results; may be engaged in a rapidly changing business with products subject to a substantial risk of obsolescence; may require substantial additional capital to support their operations, to finance expansion or to maintain their competitive position; and may have substantial borrowings or may otherwise have a weak financial condition. In addition, these companies may face intense competition, including competition from companies with greater financial resources, more extensive development, manufacturing, marketing, and other capabilities, and a larger number of qualified managerial and technical personnel. Transaction costs for these investments are often higher than those of larger capitalization companies. Investments in mid- and small-capitalization companies may be more difficult to price precisely than other types of securities because of their characteristics and lower trading volumes.

**Risks of Foreign Investments.** The Funds may make foreign investments. Foreign investments involve special risks that are not typically associated with U.S. dollar denominated or quoted securities of U.S. issuers. Foreign investments may be affected by changes in currency rates, changes in foreign or U.S. laws or restrictions applicable to such investments and changes in exchange control regulations (e.g., currency blockage). A decline in the exchange rate of the currency (i.e., weakening of the currency against the U.S. dollar) in which a portfolio security is quoted or denominated relative to the U.S. dollar would reduce the value of the portfolio security. In addition, if the currency in which a Fund receives dividends, interest or other payments declines in value against the U.S. dollar before such income is distributed as dividends to shareholders or converted to U.S. dollars, the Fund may have to sell portfolio securities to obtain sufficient cash to pay such dividends.

Certain foreign markets may rely heavily on particular industries or foreign capital and are more vulnerable to diplomatic developments, the imposition of economic sanctions against a particular country or countries, organizations, entities and/or individuals, changes in international trading patterns, trade barriers, and other protectionist or retaliatory measures. International trade barriers or economic sanctions against foreign countries, organizations, entities and/or individuals may adversely affect a Fund's foreign holdings or exposures.

Brokerage commissions, custodial services and other costs relating to investment in international securities markets generally are more expensive than in the United States. In addition, clearance and settlement procedures may be different in foreign countries and, in certain markets, such procedures have been unable to keep pace with the volume of securities transactions, thus making it difficult to conduct such transactions.

Foreign issuers are not generally subject to uniform accounting, auditing and financial reporting standards comparable to those applicable to U.S. issuers. There may be less publicly available information about a foreign issuer than about a U.S. issuer. In addition, there is generally less government regulation of foreign markets, companies and securities dealers than in the United States and the legal remedies for investors may be more limited than the remedies available in the United States. Foreign securities markets may have substantially less volume than U.S. securities markets and securities of many foreign issuers are less liquid and more volatile than securities of comparable domestic issuers. Furthermore, with respect to certain foreign countries, there is a possibility of nationalization, expropriation or confiscatory taxation, imposition of withholding or other taxes on dividend or interest payments (or, in some cases, capital gains distributions), limitations on the removal of funds or other assets from such countries, and risks of political or social instability or diplomatic developments which could adversely affect investments in those countries.

Certain foreign investments may become less liquid in response to social, political or market developments or adverse investor perceptions, or become illiquid after purchase by a Fund, particularly during periods of market turmoil. Certain foreign investments may become illiquid when, for instance, there are few, if any, interested buyers and sellers or when dealers are unwilling to make a market for certain securities. When a Fund holds illiquid investments, its portfolio may be harder to value, especially in changing markets.

If a Fund focuses its investments in one or a few countries and currencies the Fund may be subjected to greater risks than if a Fund's assets were not geographically focused.

Investments in foreign securities may take the form of sponsored and unsponsored American Depositary Receipts ("ADRs"), Global Depositary Receipts ("GDRs"), European Depositary Receipts ("EDRs") or other similar instruments representing securities of foreign issuers. ADRs, GDRs and EDRs represent the right to receive securities of foreign issuers deposited in a bank or other depository. ADRs and certain GDRs are traded in the United States. GDRs may be traded in either the United States or in foreign markets. EDRs are traded primarily outside the United States. Prices of ADRs are quoted in U.S. dollars. EDRs and GDRs are not necessarily quoted in the same currency as the underlying security.

**Risks of Sovereign Debt.** Investment in sovereign debt obligations by a Fund involves risks not present in debt obligations of corporate issuers. The issuer of the debt or the governmental authorities that control the repayment of the debt may be unable or unwilling to repay principal or interest when due in accordance with the terms of such debt, and a Fund may have limited recourse to compel payment in the event of a default. Periods of economic uncertainty may result in the volatility of market prices of sovereign debt, and in turn a Fund's NAV, to a greater extent than the volatility inherent in debt obligations of U.S. issuers.

A sovereign debtor's willingness or ability to repay principal and pay interest in a timely manner may be affected by, among other factors, its cash flow situation, the extent of its foreign currency reserves, the availability of sufficient foreign exchange on the date a payment is due, the relative size of the debt service burden to the economy as a whole, the sovereign debtor's policy toward international lenders, and the political constraints to which a sovereign debtor may be subject.

**Risks of Emerging Countries.** The Fund may invest in securities of issuers located in, or otherwise economically tied to, emerging countries. The risks of foreign investment are heightened when the issuer is located in an emerging country. Emerging countries are generally located in Africa, Asia, the Middle East, Eastern and Central Europe, and Central and South America. The Fund's purchase and sale of portfolio securities in certain emerging countries may be constrained by limitations relating to daily changes in the prices of listed securities, periodic trading or settlement volume and/or limitations on aggregate holdings of foreign investors. Such limitations

may be computed based on the aggregate trading volume by or holdings of the Fund, the Investment Adviser, or their affiliates and respective clients and other service providers. The Fund may not be able to sell securities in circumstances where price, trading or settlement volume limitations have been reached. Foreign investment in the securities markets of certain emerging countries is restricted or controlled to varying degrees which may limit investment in such countries or increase the administrative costs of such investments. For example, certain Asian countries require governmental approval prior to investments by foreign persons or limit investment by foreign persons to only a specified percentage of an issuer's outstanding securities or a specific class of securities which may have less advantageous terms (including price) than securities of the issuer available for purchase by nationals. In addition, certain countries may restrict or prohibit investment opportunities in issuers or industries deemed important to national interests. Such restrictions may affect the market price, liquidity and rights of securities that may be purchased by the Fund. The repatriation of investment income, capital or the proceeds of securities sales from certain emerging countries is subject to restrictions such as the need for governmental consents, which may make it difficult for the Fund to invest in such emerging countries. The Fund could be adversely affected by delays in, or a refusal to grant, any required governmental approval for such repatriation. In situations where a country restricts direct investment in securities (which may occur in certain Asian and other countries), the Fund may invest in such countries through other investment funds in such countries. Emerging market countries may have more or less government regulation and generally do not impose as extensive and frequent accounting, auditing, financial and other reporting requirements as the securities markets of more developed countries. The degree of cooperation between issuers in emerging and frontier market countries with foreign and U.S. financial regulators may vary significantly. Accordingly, regulators may not have sufficient access to audit and oversee issuers, and there could be less information available about issuers in certain emerging market countries. As a result, the Investment Adviser's ability to evaluate local companies or their potential impact on the Fund's performance could be inhibited. Many emerging countries have experienced currency devaluations and substantial (and, in some cases, extremely high) rates of inflation. Other emerging countries have experienced economic recessions. These circumstances have had a negative effect on the economies and securities markets of such emerging countries. Economies in emerging countries generally are dependent heavily upon commodity prices and international trade and, accordingly, have been and may continue to be affected adversely by the economies of their trading partners, trade barriers, exchange controls, managed adjustments in relative currency values and other protectionist measures imposed or negotiated by the countries with which they trade. Many emerging countries are subject to a substantial degree of economic, political and social instability. Governments of some emerging countries are authoritarian in nature or have been installed or removed as a result of military coups, while governments in other emerging countries have periodically used force to suppress civil dissent. Disparities of wealth, the pace and success of democratization, and ethnic, religious and racial disaffection, among other factors, have also led to social unrest, violence and/or labor unrest in some emerging countries. Unanticipated political or social developments may result in sudden and significant investment losses. Investing in emerging countries involves greater risk of loss due to expropriation, nationalization, confiscation of assets and property or the imposition of restrictions on foreign investments and on repatriation of capital invested. As an example, in the past, some Eastern European governments have expropriated substantial amounts of private property, and many claims of the property owners have never been fully settled. There is no assurance that similar expropriations will not occur in other countries. The Fund's investment in emerging countries may also be subject to withholding or other taxes, which may be significant and may reduce the return to the Fund from an investment in issuers in such countries. Settlement procedures in emerging countries are frequently less developed and reliable than those in the United States and may involve the Fund's delivery of securities before receipt of payment for their sale. In addition, significant delays may occur in certain markets in registering the transfer of securities. Settlement or registration problems may make it more difficult for the Fund to value its portfolio securities and could cause the Fund to miss attractive investment opportunities, to have a portion of its assets uninvested or to incur losses due to the failure of a counterparty to pay for securities the Fund has delivered or the Fund's inability to complete its contractual obligations because of theft or other reasons. The creditworthiness of the local securities firms used by the Fund in emerging countries may not be as sound as the creditworthiness of firms used in more developed countries. As a result, the Fund may be subject to a greater risk of loss if a securities firm defaults in the performance of its responsibilities. The small size and inexperience of the securities markets in certain emerging countries and the limited volume of trading in securities in those countries may make the Fund's investments in such countries less liquid and more volatile than investments in countries with more developed securities markets (such as the United States, Japan and most Western European countries). The Fund's investments in emerging countries are subject to the risk that the liquidity of a particular investment, or investments generally, in such countries will shrink or disappear suddenly and without warning as a result of adverse economic, market or political conditions or adverse investor perceptions, whether or not accurate. Because of the lack of sufficient market liquidity, the Fund may incur losses because it will be required to effect sales at a disadvantageous time and only then at a substantial drop in price. Investments in emerging countries may be more difficult to value precisely because of the characteristics discussed above and lower trading volumes. The Fund's use of foreign currency management techniques in emerging countries may be limited. The Investment Adviser anticipates that a significant portion of the Fund's currency exposure in emerging countries may not be covered by those techniques.

**Foreign Custody Risk.** A Fund that invests in foreign securities may hold such securities and cash with foreign banks, agents, and securities depositories appointed by the Fund's custodian (each a "Foreign Custodian"). Some Foreign Custodians may be recently organized or new to the foreign custody business. In some countries, Foreign Custodians may be subject to little or no regulatory oversight over or independent evaluation of their operations. Further, the laws of certain countries may place limitations on a Fund's

ability to recover its assets if a Foreign Custodian enters bankruptcy. Investments in emerging markets may be subject to even greater custody risks than investments in more developed markets. Custody services in emerging market countries are very often undeveloped and may be considerably less well regulated than in more developed countries, and thus may not afford the same level of investor protection as would apply in developed countries.

**Risks of Derivative Investments.** The Funds may, to the extent consistent with their respective investment policies, invest in derivative instruments, including without limitation, options, futures, options on futures swaps, interest rate caps, floors, and collars, structured securities and forward contracts and other derivatives relating to foreign currency transactions. Derivatives may be used for both hedging and nonhedging purposes (that is, to seek to increase total return), although suitable derivative instruments may not always be available to the Investment Adviser for these purposes. Losses from derivative instruments can result from a lack of correlation between changes in the value of derivative instruments and the portfolio assets (if any) being hedged, the potential illiquidity of the markets for derivative instruments, the failure of the counterparty to perform its contractual obligations, or the risks related to leverage factors associated with such transactions. Derivatives are also subject to risks arising from margin requirements, which include the risk that a Fund will be required to pay additional margin or set aside additional collateral to maintain open derivative positions and the risk of loss by a Fund of margin deposits in the event of the bankruptcy or other similar insolvency with respect to a broker or counterparty with whom a Fund has an open derivative position. Losses may also arise if the Funds receive cash collateral under the transactions and some or all of that collateral is invested in the market. To the extent that cash collateral is so invested, such collateral will be subject to market depreciation or appreciation, and a Fund may be responsible for any loss that might result from its investment of the counterparty's cash collateral. If cash collateral is not invested, a Fund may be exposed to additional risk of loss in the event of the insolvency of its custodian holding such collateral. The use of these management techniques also involves the risk of loss if the Investment Adviser is incorrect in its expectation of the timing or level of fluctuations in securities prices, interest rates, currency prices or other variables. Derivative instruments may be harder to value, subject to greater volatility and more likely subject to changes in tax treatment than other investments. For these reasons, the Investment Adviser's attempts to hedge portfolio risks through the use of derivative instruments may not be successful, and the Investment Adviser may choose not to hedge portfolio risks. Using derivatives for nonhedging purposes is considered a speculative practice and presents greater risk of loss than derivatives used for hedging purposes.

**Risks of Illiquid Investments.** Each Fund may not acquire any "illiquid investment" if, immediately after the acquisition, the Fund would have invested more than 15% of its net assets in illiquid investments that are assets. An "illiquid investment" is an investment that a Fund reasonably expects cannot be sold or disposed of in current market conditions in seven calendar days or less without the sale or disposition significantly changing the market value of the investment. In determining whether an investment is an illiquid investment, the Investment Adviser will take into account actual or estimated daily transaction volume of an investment, group of related investments or asset class and other relevant market, trading, and investment-specific considerations. In addition, in determining the liquidity of an investment, the Investment Adviser must determine whether trading varying portions of a position in a particular portfolio investment or asset class, in sizes that a Fund would reasonably anticipate trading, is reasonably expected to significantly affect its liquidity, and if so, the Fund must take this determination into account when classifying the liquidity of that investment or asset class.

Investments purchased by the Funds that are liquid at the time of purchase may subsequently become illiquid. If one or more investments in a Fund's portfolio become illiquid, the Fund may exceed the 15 percent limitation in illiquid investments. In the event that changes in the portfolio or other external events cause a Fund to exceed this limit, the Fund must take steps to bring its illiquid investments that are assets to or below 15% of its net assets within a reasonable period of time. This requirement would not force a Fund to liquidate any portfolio instrument where the Fund would suffer a loss on the sale of that instrument.

In cases where no clear indication of the value of a Fund's portfolio instruments is available, the portfolio instruments will be valued at their fair value according to the valuation procedures approved by the Board of Trustees. These cases include, among others, situations where a security or other asset or liability does not have a price source, or the secondary markets on which an investment has previously been traded are no longer viable, due to its lack of liquidity. For more information on fair valuation, please see "Shareholder Guide—How To Buy Shares—How Are Shares Priced?"

**Credit/Default Risks.** Debt securities purchased by the Funds may include U.S. Government Securities (including zero coupon bonds) and securities issued by foreign governments, domestic and foreign corporations, banks and other issuers. Some of these fixed income securities are described in the next section below. Further information is provided in the SAI.

The Commodity Strategy Fund also has credit rating requirements for the securities it buys, which are applied at the time of purchase. For this purpose, the Fund relies only on the ratings of the following NRSROs: Standard & Poor's, Moody's and Fitch, Inc. Unrated securities may be purchased by the Fund if they are determined by the Investment Adviser to be of a credit quality consistent with the Fund's credit rating requirements.



Debt securities rated BBB– or higher by Standard & Poor’s, or Baa3 or higher by Moody’s or having a comparable credit rating by another NRSRO are considered “investment grade.” Securities rated BBB– or Baa3 are considered medium-grade obligations with speculative characteristics, and adverse economic conditions or changing circumstances may weaken their issuers’ capacity to pay interest and repay principal. For the purpose of determining compliance with any credit rating requirement, each Fund assigns a security, at the time of purchase, the highest rating by an NRSRO if the security is rated by more than one NRSRO. Therefore, a security will be deemed to have met a rating requirement if it receives the minimum required rating from at least one such rating organization even though it has been rated below the minimum rating by one or more other rating organizations, or if unrated by such rating organizations, the security is determined by the Investment Adviser to be of comparable credit quality.

A security satisfies a Fund’s minimum rating requirement regardless of its relative ranking (for example, plus or minus) within a designated major rating category (for example, BBB or Baa). If a security satisfies a Fund’s minimum rating requirement at the time of purchase and is subsequently downgraded below that rating, the Fund will not be required to dispose of the security. If a downgrade occurs, the Investment Adviser will consider which action, including the sale of the security, is in the best interest of a Fund and its shareholders.

The Funds may invest in fixed income securities rated BB+ or Ba1 or below (or comparable unrated securities) which are commonly referred to as “junk bonds.” Junk bonds are considered speculative and may be questionable as to principal and interest payments.

In some cases, junk bonds may be highly speculative, have poor prospects for reaching investment grade standing and be in default. As a result, investment in such bonds will present greater speculative risks than those associated with investment in investment grade bonds. Also, to the extent that the rating assigned to a security in a Fund’s portfolio is downgraded by a rating organization, the market price and liquidity of such security may be adversely affected.

**Risks of Short Selling.** The Absolute Return Tracker Fund and Managed Futures Strategy Fund may engage in short selling. In these transactions, a Fund sells a financial instrument it does not own in anticipation of a decline in the market value of the instrument, then must borrow the instrument to make delivery to the buyer. The Fund is obligated to replace the financial instrument borrowed by purchasing it at the market price at the time of replacement. The price at such time may be more or less than the price at which the instrument was sold by the Fund, which may result in a loss or gain, respectively. Unlike purchasing a financial instrument like a stock, where potential losses are limited to the purchase price and there is no upside limit on potential gain, short sales involve no cap on maximum losses, while gains are limited to the price of the stock at the time of the short sale.

A Fund may, during the term of any short sale, withdraw the cash proceeds of such short sale and use these cash proceeds to purchase additional securities or for any other Fund purposes. Because cash proceeds are Fund assets which are typically used to satisfy the collateral requirements for the short sale, the reinvestment of these cash proceeds may require a Fund to post as collateral other securities that it owns. If the Fund reinvests the cash proceeds, the Fund might be required to post an amount greater than its net assets (but less than its total assets) as collateral. For these or other reasons, a Fund might be required to liquidate long and short positions at times that may be disadvantageous to the Fund.

The Absolute Return Tracker Fund and Managed Futures Strategy Fund may also enter into a short derivative position through a futures contract, an option or swap agreement. Taking short positions involves leverage of a Fund’s assets and presents various risks. If the price of the instrument or market which a Fund has taken a short position on increases, then the Fund will incur a loss equal to the increase in price from the time that the short position was entered into plus any related interest payments or other fees. Taking short positions involves the risk that losses may be disproportionate and may exceed the amount invested.

The Absolute Return Tracker Fund and Managed Futures Strategy Fund may also make short sales against the box, in which a Fund enters into a short sale of a financial instrument which it owns or has the right to obtain at no additional cost.

The SEC and financial industry regulatory authorities in other countries have imposed temporary prohibitions and restrictions on certain types of short sale transactions. These prohibitions and restrictions, or the imposition of other regulatory requirements on short selling in the future, could inhibit the ability of the Investment Adviser to sell securities short on behalf of a Fund.

**Risks of Exchange-Traded Notes.** The Funds may invest in exchange-traded notes (“ETNs”), which are senior, unsecured, unsubordinated debt securities issued by a sponsoring financial institution. The returns on an ETN are linked to the performance of particular securities, market indices, or strategies, minus applicable fees. ETNs are traded on an exchange (e.g., the NYSE) during normal trading hours; however, investors may also hold an ETN until maturity. At maturity, the issuer of an ETN pays to the investor a cash amount equal to the principal amount, subject to application of the relevant securities, index or strategy factor. Similar to other debt securities, ETNs have a maturity date and are backed only by the credit of the sponsoring institution. ETNs are subject to credit risk. The value of an ETN may be influenced by time to maturity, level of supply and demand for the ETN, volatility and lack of liquidity in underlying assets, changes in the applicable interest rates, changes in the issuer’s credit rating, and economic, legal,



political or geographic events that affect the underlying assets. When a Fund invests in ETNs, it will bear its proportionate share of any fees and expenses borne by the ETN. Although an ETN is a debt security, it is unlike a typical bond, in that there are no periodic interest payments and principal is not protected. The timing and character of income and gains from ETNs may be affected by future legislation.

**Temporary Investment Risks.** Each Fund may, for temporary defensive purposes (and to the extent it is permitted to invest in the following), invest up to 100% of its total assets in:

- U.S. Government Securities
- Commercial paper rated at least A-2 by Standard & Poor's; P-2 by Moody's or having a comparable credit rating by another NRSRO (or, if unrated, determined by the Investment Adviser to be of comparable credit quality)
- Certificates of deposit
- Bankers' acceptances
- Repurchase agreements
- Non-convertible preferred stocks and non-convertible corporate bonds with a remaining maturity of less than one year
- ETFs
- Other investment companies
- Cash items

When a Fund's assets are invested in such instruments, the Fund may not be achieving its investment objective.

**Risks of Investing in Master Limited Partnerships ("MLPs").** Investments in securities of an MLP involve risks that differ from investments in common stock, including risks related to limited control and limited rights to vote on matters affecting the MLP, risks related to potential conflicts of interest between the MLP and the MLP's general partner, cash flow risks, dilution risks and risks related to the general partner's right to require unit-holders to sell their common units at an undesirable time or price. Certain MLP securities may trade in lower volumes due to their smaller capitalizations. Accordingly, those MLPs may be subject to more abrupt or erratic price movements and may lack sufficient market liquidity to enable the Funds to effect sales at an advantageous time or without a substantial drop in price. Investment in those MLPs may restrict a Fund's ability to take advantage of other investment opportunities. MLPs are generally considered interest-rate sensitive investments. During periods of interest rate volatility, these investments may not provide attractive returns. Depending on the state of interest rates in general, the use of MLPs could enhance or harm the overall performance of a Fund.

MLPs are subject to various risks related to the underlying operating companies they control, including dependence upon specialized management skills and the risk that those operating companies may lack or have limited operating histories. The success of a Fund's investments in an MLP will vary depending on the underlying industry represented by the MLP's portfolio.

Certain MLPs in which a Fund may invest depend upon their parent or sponsor entities for the majority of their revenues. If the parent or sponsor entities fail to make payments or satisfy their obligations to an MLP, the revenues and cash flows of that MLP and ability of that MLP to make distributions to unit holders such as a Fund would be adversely affected. Certain MLPs in which a Fund may invest depend upon a limited number of customers for substantially all of their revenue. Similarly, certain MLPs in which a Fund may invest depend upon a limited number of suppliers of goods or services to continue their operations. The loss of those customers or suppliers could have a material adverse effect on an MLP's results of operations and cash flow, and on its ability to make distributions to unit holders such as a Fund.

A Fund must recognize income that it receives from underlying MLPs for tax purposes, even if the Fund does not receive cash distributions from the MLPs in an amount necessary to pay such tax liability. In addition, a percentage of a distribution received by a Fund as the holder of an MLP interest may be treated as a return of capital, which would reduce the Fund's adjusted tax basis in the interests of the MLP, which will result in an increase in the amount of income or gain (or decrease in the amount of loss) that will be recognized by the Fund for tax purposes upon the sale of any such interests or upon subsequent distributions in respect of such interests. Furthermore, any return of capital distribution received from the MLP may require a Fund to restate the character of its distributions and amend any shareholder tax reporting previously issued.

MLPs do not pay U.S. federal income tax at the partnership level. Rather, each partner is allocated a share of the partnership's income, gains, losses, deductions and expenses. A change in current tax law, or a change in the underlying business mix of a given MLP, could result in an MLP being treated as a corporation for U.S. federal income tax purposes, which would result in the MLP being required to pay U.S. federal income tax (as well as state and local income taxes) on its taxable income. The classification of an MLP as a corporation for U.S. federal income tax purposes would have the effect of reducing the amount of cash available for distribution by the MLP. If any MLP in which a Fund invests were treated as a corporation for U.S. federal income tax purposes, it could result in a reduction of the value of the Fund's investment in the MLP and lower income to the Fund.

## C. PORTFOLIO SECURITIES AND TECHNIQUES

This section provides further information on certain types of securities and investment techniques that may be used by the Funds, including their associated risks.

The Funds may purchase other types of securities or instruments similar to those described in this section if otherwise consistent with the Fund's investment objective and policies. Further information is provided in the SAI, which is available upon request.

The Investment Adviser is subject to registration and regulation as a "commodity pool operator" ("CPO") under the Commodity Exchange Act ("CEA") with respect to its service as investment adviser to the Funds. The Sub-Adviser is subject to registration and regulation as a Commodity Trading Advisor under the CEA with respect to its service as sub-adviser to the Commodity Strategy Fund.

**Investments in the Subsidiaries.** The Absolute Return Tracker, Commodity Strategy and Managed Futures Strategy Funds gain exposure to the commodity markets by investing in their respective Subsidiaries. The Subsidiaries invest in, among other things, commodity index-linked swaps that provide exposure to the performance of the commodity markets. The IRS issued a revenue ruling that limits the extent to which the Funds may invest directly in commodity-linked swaps or certain other commodity-linked derivatives. The Subsidiaries, on the other hand, may invest in these commodity-linked derivatives without limitation. See "Taxation" above for further information.

Although the Funds may invest in these commodity-linked derivative instruments directly, the Funds gain exposure to these derivative instruments indirectly by investing in the Subsidiaries. The Subsidiaries may also invest in fixed income instruments, which are intended to serve as margin or collateral for their derivative positions. To the extent that the Absolute Return Tracker, Commodity Strategy and Managed Futures Strategy Funds invest in the Subsidiaries, which may hold some of the investments described in the Prospectus, the Funds will be indirectly exposed to the risks associated with those investments. The Subsidiaries are not registered under the Investment Company Act and, unless otherwise noted in the Prospectus, are not subject to all of the investor protections of the Investment Company Act. In addition, changes in the laws of the United States and/ or the Cayman Islands could result in the inability of the Funds and/or the Subsidiaries to operate as described in the Prospectus and the SAI and could adversely affect the Funds.

With respect to their investments, the Subsidiaries are generally subject to the same fundamental, non-fundamental and certain other investment restrictions as the Funds; however, the Subsidiaries (unlike the Funds) may invest without limitation in commodity-linked swap agreements, futures and other commodity-linked securities and derivative instruments, such as swaps and futures. The Funds and Subsidiaries may test for compliance with certain investment restrictions on a consolidated basis.

**Convertible Securities.** The Absolute Return Tracker Fund and Commodity Strategy Fund may invest in convertible securities. Convertible securities are preferred stock or debt obligations that are convertible into common stock. Convertible securities generally offer lower interest or dividend yields than non-convertible securities of similar quality. Convertible securities have both equity and fixed income risk characteristics. Like all fixed income securities, the value of convertible securities is susceptible to the risk of market losses attributable to changes in interest rates. Generally, the market value of convertible securities tends to decline as interest rates increase and, conversely, to increase as interest rates decline. However, when the market price of the common stock underlying a convertible security exceeds the conversion price of the convertible security, the convertible security tends to reflect the market price of the underlying common stock. As the market price of the underlying common stock declines, the convertible security, like a fixed income security, tends to trade increasingly on a yield basis, and thus may not decline in price to the same extent as the underlying common stock.

**Foreign Currency Transactions.** The Funds may, to the extent consistent with their investment policies, purchase or sell foreign currencies on a cash basis or through forward contracts. A forward contract involves an obligation to purchase or sell a specific currency at a future date at a price set at the time of the contract. A Fund may engage in foreign currency transactions for hedging purposes and to seek to protect against anticipated changes in future foreign currency exchange rates. Certain Funds may also enter into such transactions to seek to increase total return, which presents additional risk.

Some Funds may also engage in cross-hedging by using forward contracts in a currency different from that in which the hedged security is denominated or quoted. A Fund may hold foreign currency received in connection with investments in foreign securities when, in the judgment of the Investment Adviser, it would be beneficial to convert such currency into U.S. dollars at a later date (e.g. the Investment Adviser may anticipate the foreign currency to appreciate against the U.S. dollar).

Certain Funds may, from time to time, engage in non-deliverable forward transactions to manage currency risk or to gain exposure to a currency without purchasing securities denominated in that currency. A non-deliverable forward is a transaction that represents an agreement between a Fund and a counterparty (usually a commercial bank) to pay the other party the amount that it would cost based on current market rates as of the termination date to buy or sell a specified (notional) amount of a particular currency at an agreed

upon foreign exchange rate on an agreed upon future date. If the counterparty defaults, a Fund will have contractual remedies pursuant to the agreement related to the transaction, but the Fund may be delayed or prevented from obtaining payments owed to it pursuant to non-deliverable forward transactions. Such non-deliverable forward transactions will be settled in cash.

Currency exchange rates may fluctuate significantly over short periods of time, causing, along with other factors, a Fund's NAV to fluctuate (when the Fund's NAV fluctuates, the value of your shares may go up or down). Currency exchange rates also can be affected unpredictably by the intervention of U.S. or foreign governments or central banks, or the failure to intervene, or by currency controls or political developments in the United States or abroad.

Certain forward foreign currency exchange contracts and other currency transactions are not exchange traded or cleared. The market in such forward foreign currency exchange contracts, currency swaps and other privately negotiated currency instruments offers less protection against defaults by the other party to such instruments than is available for currency instruments traded on an exchange. Such contracts are subject to the risk that the counterparty to the contract will default on its obligations. Because these contracts are not guaranteed by an exchange or clearinghouse, a default on a contract would deprive a Fund of unrealized profits, transaction costs or the benefits of a currency hedge or could force the Fund to cover its purchase or sale commitments, if any, at the current market price.

A Fund is not required to post cash collateral with its counterparties in certain foreign currency transactions. Accordingly, a Fund may remain more fully invested (and more of the Fund's assets may be subject to investment and market risk) than if it were required to post collateral with its counterparties (which is the case with certain transactions). Where a Fund's counterparties are not required to post cash collateral with the Fund, the Fund will be subject to additional counterparty risk.

**Duration.** The Commodity Strategy Fund's duration approximates its price sensitivity to changes in interest rates. For example, suppose that interest rates in one day fall by one percent which, in turn, causes yields on every bond in the market to fall by the same amount. In this example, the price of a bond with a duration of three years may be expected to rise approximately three percent and the price of a bond with a five year duration may be expected to rise approximately five percent. The converse is also true. Suppose interest rates in one day rise by one percent which, in turn, causes yields on every bond in the market to rise by the same amount. In this second example, the price of a bond with a duration of three years may be expected to fall approximately three percent and the price of a bond with a five year duration may be expected to fall approximately five percent. The longer the duration of a bond, the more sensitive the bond's price is to changes in interest rates. Maturity measures the time until final payment is due; it takes no account of the pattern of a security's cash flows over time. In calculating maturity, a Fund may determine the maturity of a variable or floating rate obligation according to its interest rate reset date, or the date principal can be recovered on demand, rather than the date of ultimate maturity. Similarly, to the extent that a fixed income obligation has a call, refunding, or redemption provision, the date on which the instrument is expected to be called, refunded or redeemed may be considered to be its maturity date. There is no guarantee that the expected call, refund or redemption will occur, and a Fund's average maturity may lengthen beyond the Investment Adviser's expectations should the expected call, refund or redemption not occur. In computing portfolio duration, a Fund will estimate the duration of obligations that are subject to prepayment or redemption by the issuer, taking into account the influence of interest rates on prepayments and coupon flows. This method of computing duration is known as "option-adjusted" duration. The Investment Adviser may use futures contracts, options on futures contracts and swaps to manage a Fund's target duration in accordance with its benchmark. A Fund will not be limited as to its maximum weighted average portfolio maturity or the maximum stated maturity with respect to individual securities unless otherwise noted.

The Investment Adviser uses derivative instruments, among other things, to manage the durations of the Commodity Strategy Fund's investment portfolio. These derivative instruments include financial futures contracts and swap transactions, as well as other types of derivatives, and can be used to shorten and lengthen the duration of a Fund. A Fund's investments in derivative instruments, including financial futures contracts and swaps, can be significant. These transactions can result in sizeable realized and unrealized capital gains and losses relative to the gains and losses from the Fund's investments in bonds and other securities. Short-term and long-term realized capital gains distributions paid by the Commodity Strategy Fund are taxable to its shareholders.

Interest rates, fixed income securities prices, the prices of futures and other derivatives, and currency exchange rates can be volatile, and a variance in the degree of volatility or in the direction of the market from the Investment Adviser's expectations may produce significant losses in a Fund's investments in derivatives. In addition, a perfect correlation between a derivatives position and a fixed income security position is generally impossible to achieve. As a result, the Investment Adviser's use of derivatives may not be effective in fulfilling the Investment Adviser's investment strategies and may contribute to losses that would not have been incurred otherwise.

Financial futures contracts used by a Fund may include interest rate futures contracts. Further information is included in the Prospectus regarding futures contracts, swaps and other derivative instruments used by a Fund, including information on the risks presented by these instruments and other purposes for which they may be used by the Fund.

**Credit Ratings.** The Commodity Strategy Fund has credit rating requirements for the securities it buys. The Fund will deem a security to have met its minimum credit rating requirement if the security has the required rating at the time of purchase from at least one NRSRO even though it has been rated below the minimum rating by one or more other NRSROs. Unrated securities may be purchased by the Fund if they are determined by the Investment Adviser to be of comparable quality. A security satisfies the Fund's minimum rating requirement regardless of its relative ranking (for example, plus or minus) within a designated major rating category (for example, BBB or Baa). If a security satisfies the Fund's minimum rating requirement at the time of purchase and is subsequently downgraded below such rating, the Fund will not be required to dispose of such security. However, during this period, the Investment Adviser will only buy securities at or above the Fund's minimum average rating requirement. If a downgrade occurs, the Investment Adviser will consider what action, including the sale of such security, is in the best interests of the Fund and its shareholders.

The Funds may invest in credit default swaps, which are derivative investments. When a Fund sells a credit default swap (commonly known as selling protection), the Fund may be required to pay the "notional value" of the credit default swap on a specified security (or group of securities) if the security defaults. A Fund will be the seller of a credit default swap only when the credit of the security is deemed by the Investment Adviser to meet the Fund's minimum credit criteria at the time the swap is first entered into.

**Commodity-linked Derivative Instruments.** In accordance with existing law or in reliance upon an IRS private letter ruling or an opinion of counsel or other applicable guidance or relief provided by the IRS or other agencies, the Funds and their Subsidiaries (if applicable) may invest in commodity-linked derivative instruments such as commodity-linked swaps, commodity index-linked structured notes and other derivative instruments that provide exposure to the investment returns of the commodity markets without direct investment in physical commodities or commodities futures contracts. Commodity-linked swaps are derivative instruments whereby the cash flows agreed upon between counterparties are dependant upon the price of the underlying commodity or commodity index over the life of the swap. The value of the swap will rise and fall in response to changes in the underlying commodity or commodity index. These swaps expose a Fund economically to movements in commodity prices. As noted above under "Taxation," each Fund's ability to utilize commodity-linked swaps as part of its investment strategy is limited to a maximum of 10 percent of its gross income. The Funds may also invest in commodity-linked notes that pay a return linked to the performance of a commodities index or basket of futures contracts with respect to all of the commodities in an index. In some cases, the return is based on a multiple of the performance of the relevant index or basket. Structured notes may be structured by the issuer or the purchaser of the note. Structured notes are derivative debt instruments with principal payments generally linked to the value of commodities, commodity futures contracts or the performance of commodity indices and interest and coupon payments pegged to a market-based interest rate, such as the Secured Overnight Financing Rate ("SOFR") or a bank's prime rate. The value of these notes will rise or fall in response to changes in the underlying commodity or related index or investment. The Funds may also take long and/or short positions in commodities by investing in other investment companies, ETFs or other pooled investment vehicles, such as commodity pools. Certain of these other investment vehicles may seek to provide exposure to commodities without actually owning physical commodities, and may therefore produce different results than they would through ownership of the commodities. The Funds pursue each objective without directly investing in commodities.

Commodities are assets such as oil, gas, industrial and precious metals, livestock, and agricultural or meat products, or other items that have tangible properties, as compared to stocks or bonds, which are financial instruments. In choosing investments, the Investment Adviser seeks to provide exposure to various commodities and commodity sectors. The value of commodity-linked derivative instruments may be affected by a variety of factors, including, but not limited to, overall market movements and other factors affecting the value of particular industries or commodities, such as weather, disease, embargoes, acts of war or terrorism, or political and regulatory developments.

The prices of commodity-linked derivative instruments may move in different directions than investments in traditional equity and debt securities when the value of those traditional securities is declining due to adverse economic conditions. As an example, during periods of rising inflation, debt securities have historically tended to decline in value due the general increase in prevailing interest rates. Conversely, during those same periods of rising inflation, the prices of certain commodities, such as oil and metals, have historically tended to increase. Of course, there cannot be any guarantee that these investments will perform in that manner in the future, and at certain times the price movements of commodity-linked derivative instruments have been parallel to those of debt and equity securities.

Commodities have historically tended to increase and decrease in value during different parts of the business cycle than financial assets. Nevertheless, at various times, commodities prices may move in tandem with the prices of financial assets and thus may not provide overall portfolio diversification benefits.

Under favorable economic conditions, the Funds' investments in commodity-linked derivative instruments may be expected to underperform an investment in traditional securities. Over the long term, the returns on such investments are expected to exhibit low or negative correlation with stocks and bonds.

For the Commodity Strategy Fund, the Sub-Adviser generally intends to invest in commodity-linked derivative investments whose returns are linked to the BCOM. However, the Commodity Strategy Fund is not an index fund and the Sub-Adviser may make allocations that differ from the weightings in the BCOM.

**Structured Securities.** Each Fund may invest in structured securities. Structured securities are securities whose value is determined by reference to changes in the value of specific currencies, securities, interest rates, commodities, indices or other financial indicators (the “Reference”) or the relative change in two or more References. Investments in structured securities may provide exposure to certain securities or markets in situations where regulatory or other restrictions prevent direct investments in such issuers or markets.

The interest rate or the principal amount payable upon maturity or redemption may be increased or decreased depending upon changes in the applicable Reference. Structured securities may be positively or negatively indexed, so that appreciation of the Reference may produce an increase or decrease in the interest rate or value of the security at maturity. In addition, changes in the interest rates or the value of the security at maturity may be a multiple of changes in the value of the Reference, effectively leveraging a Fund’s investments so that small changes in the value of the Reference may result in disproportionate gains or losses to the Fund. Consequently, structured securities may present a greater degree of market risk than many types of securities and may be more volatile, less liquid and more difficult to price accurately than less complex securities. Structured securities are also subject to the risk that the issuer of the structured securities may fail to perform its contractual obligations. Certain issuers of structured products may be deemed to be investment companies as defined in the Investment Company Act. As a result, a Fund’s investments in structured securities may be subject to the limits applicable to investments in other investment companies.

Structured securities are considered hybrid instruments because they are derivative instruments, the value of which depends on, or is derived from or linked to, the value of an underlying asset, interest rate index or commodity. Commodity-linked notes are hybrid instruments because the principal and/or interest payments on those notes is linked to the value of the individual commodities, futures contracts or the performance of one or more commodity indices.

Structured securities include, but are not limited to, equity linked notes. An equity linked note is a note whose performance is tied to a single stock, a stock index or a basket of stocks. Equity linked notes combine the principal protection normally associated with fixed income investments with the potential for capital appreciation normally associated with equity investments. Upon the maturity of the note, the holder generally receives a return of principal based on the capital appreciation of the linked securities. Depending on the terms of the note, equity linked notes may also have a “cap” or “floor” on the maximum principal amount to be repaid to holders, irrespective of the performance of the underlying linked securities. For example, a note may guarantee the repayment of the original principal amount invested (even if the underlying linked securities have negative performance during the note’s term), but may cap the maximum payment at maturity at a certain percentage of the issuance price or the return of the underlying linked securities. Alternatively, the note may not guarantee a full return on the original principal, but may offer a greater participation in any capital appreciation of the underlying linked securities. The terms of an equity linked note may also provide for periodic interest payments to holders at either a fixed or floating rate. The secondary market for equity linked notes may be limited, and the lack of liquidity in the secondary market may make these securities difficult to dispose of and to value. Equity linked notes will be considered equity securities for purposes of a Fund’s investment objective and policies.

Structured securities may also include credit linked notes. Credit linked notes are securities with embedded credit default swaps. An investor holding a credit linked note generally receives a fixed or floating coupon and the note’s par value upon maturity, unless the referred credit defaults or declares bankruptcy, in which case the investor receives the amount recovered. In effect, investors holding credit linked notes receive a higher yield in exchange for assuming the risk of a specified credit event.

Structured securities may also include inverse floating rate debt securities (“inverse floaters”). The interest rate on inverse floaters resets in the opposite direction from the market rate of interest to which the inverse floater is indexed. An inverse floater may be considered to be leveraged to the extent that its interest rate varies by a magnitude that exceeds the magnitude of the change in the index rate of interest. The higher the degree of leverage of an inverse floater, the greater the volatility of its market value.

**REITs.** The Absolute Return Tracker Fund may invest in REITs. REITs are pooled investment vehicles that invest primarily in either real estate or real estate related loans. The value of a REIT is affected by changes in the value of the properties owned by the REIT or securing mortgage loans held by the REIT. REITs are dependent upon the ability of the REITs’ managers, and are subject to heavy cash flow dependency, default by borrowers and the qualification of the REITs under applicable regulatory requirements for favorable income tax treatment. REITs are also subject to risks generally associated with investments in real estate including possible declines in the value of real estate, general and local economic conditions, environmental problems and changes in interest rates. To the extent that assets underlying a REIT are concentrated geographically, by property type or in certain other respects, these risks may be heightened. The Fund will indirectly bear its proportionate share of any expenses, including management fees, paid by a REIT in which it invests.

**Options on Securities, Securities Indices and Foreign Currencies.** A put option gives the purchaser of the option the right to sell, and the writer (seller) of the option the obligation to buy, the underlying instrument during the option period.



A call option gives the purchaser of the option the right to buy, and the writer (seller) of the option the obligation to sell, the underlying instrument during the option period. Each Fund may write call and put options and purchase call and put options, on any securities and other instruments in which it may invest or any index consisting of securities or other instruments in which it may invest. A Fund may also, to the extent consistent with its investment policies, purchase and sell (write) put and call options on foreign currencies.

The writing and purchase of options is a highly specialized activity which involves special investment risks. Options may be used for either hedging or cross-hedging purposes, or to seek to increase total return (which presents additional risk). The successful use of options depends in part on the ability of the Investment Adviser to anticipate future price fluctuations and the degree of correlation between the options and securities (or currency) markets. If the Investment Adviser is incorrect in its expectation of changes in market prices or determination of the correlation between the instruments or indices on which options are written and purchased and the instruments in a Fund's investment portfolio, the Fund may incur losses that it would not otherwise incur. The use of options can also increase a Fund's transaction costs. Options written or purchased by the Funds may be traded on either U.S. or foreign exchanges or over the counter. Foreign and over-the-counter options will present greater possibility of loss because of their greater illiquidity and credit risks.

***Futures Contracts and Options and Swaps on Futures Contracts.*** Futures contracts are standardized, exchange-traded contracts that provide for the sale or purchase of a specified financial instrument or currency at a future time at a specified price. An option on a futures contract gives the purchaser the right (and the writer of the option the obligation) to assume a position in a futures contract at a specified exercise price within a specified period of time. A swap on a futures contract provides an investor with the ability to gain economic exposure to a particular futures market. A futures contract may be based on particular securities, foreign currencies, securities indices and other financial instruments and indices. The Funds may engage in futures transactions on both U.S. and foreign exchanges.

Each Fund may, to the extent consistent with its investment policies, purchase and sell futures contracts, purchase and write call and put options on futures contracts and enter into swaps on futures contracts in order to seek to increase total return or to hedge against changes in interest rates, securities prices or, to the extent a Fund invests in foreign securities, currency exchange rates, or to otherwise manage its term structure, sector selections and duration in accordance with its investment objective and policies. Each Fund may also enter into closing purchase and sale transactions with respect to such contracts and options.

Futures contracts and related options and swaps present the following risks:

- While a Fund may benefit from the use of futures and options and swaps on futures, unanticipated changes in interest rates, securities prices or currency exchange rates may result in poorer overall performance than if the Fund had not entered into any futures contracts, options transactions or swaps.
- Because perfect correlation between a futures position and a portfolio position that is intended to be protected is impossible to achieve, the desired protection may not be obtained and a Fund may be exposed to additional risk of loss.
- The loss incurred by a Fund in entering into futures contracts and in writing call options and entering into swaps on futures is potentially unlimited and may exceed the amount of the premium received.
- Futures markets are highly volatile and the use of futures may increase the volatility of a Fund's NAV.
- As a result of the low margin deposits normally required in futures trading, a relatively small price movement in a futures contract may result in substantial losses to a Fund.
- Futures contracts and options and swaps on futures may be illiquid, and exchanges may limit fluctuations in futures contract prices during a single day.
- Foreign exchanges may not provide the same protection as U.S. exchanges.

***When-Issued Securities and Forward Commitments.*** The Funds (other than the Managed Futures Strategy Fund) may purchase when-issued securities and make contracts to purchase or sell securities for a fixed price at a future date beyond customary settlement time. When-issued securities are securities that have been authorized, but not yet issued. When-issued securities are purchased in order to secure what is considered to be an advantageous price and yield to the Fund at the time of entering into the transaction. A forward commitment involves the entering into a contract to purchase or sell securities for a fixed price at a future date beyond the customary settlement period.

The purchase of securities on a when-issued or forward commitment basis involves a risk of loss if the value of the security to be purchased declines before the settlement date. Conversely, the sale of securities on a forward commitment basis involves the risk that the value of the securities sold may increase before the settlement date. Although a Fund will generally purchase securities on a when-issued or forward commitment basis with the intention of acquiring the securities for its portfolio, a Fund may dispose of when-issued securities or forward commitments prior to settlement if the Investment Adviser deems it appropriate.



**Repurchase Agreements.** Repurchase agreements involve the purchase of securities subject to the seller's agreement to repurchase them at a mutually agreed upon date and price. Each Fund may enter into repurchase agreements with counterparties approved by the Investment Adviser pursuant to procedures by the Board of Trustees that furnish collateral at least equal in value or market price to the amount of their repurchase obligation. The collateral may consist of any type of security (government or corporate) of any or no credit rating. Repurchase agreements involving obligations other than U.S. Government Securities may be subject to additional risks.

If the other party or "seller" defaults, a Fund might suffer a loss to the extent that the proceeds from the sale of the underlying securities and other collateral held by the Fund are less than the repurchase price and the Fund's costs associated with delay and enforcement of the repurchase agreement. In addition, in the event of bankruptcy of the seller, a Fund could suffer additional losses if a court determines that the Fund's interest in the collateral is not enforceable.

The Funds, together with other registered investment companies having advisory agreements with the Investment Adviser or any of its affiliates, may transfer uninvested cash balances into a single joint account, the daily aggregate balance of which will be invested in one or more repurchase agreements.

**Lending of Portfolio Securities.** The Absolute Return Tracker Fund may engage in securities lending. Securities lending involves the lending of securities owned by the Fund to financial institutions such as certain broker-dealers including, as permitted by the SEC, Goldman Sachs. The borrowers are required to secure their loan continuously with cash, cash equivalents, U.S. government securities or letters of credit in an amount at least equal to the market value of the securities loaned. Cash collateral may be invested by the Fund in short-term investments, including registered and unregistered investment pools managed by the Investment Adviser, its affiliates or the Fund's custodian and from which the Investment Adviser or its affiliates may receive fees. To the extent that cash collateral is so invested, such collateral will be subject to market depreciation or appreciation, and the Fund will be responsible for any loss that might result from its investment of the borrowers' collateral. If the Investment Adviser determines to make securities loans, the value of the securities loaned may not exceed 33⅓% of the value of the total assets of the Fund (including the loan collateral). Loan collateral (including any investment of the collateral) is not subject to the percentage limitations described elsewhere in the Prospectus regarding investments in fixed income securities and cash equivalents.

**Short Sales Against-the-Box.** The Absolute Return Tracker Fund and Managed Futures Strategy Fund may make short sales against-the-box. A short sale against-the-box means that at all times when a short position is open a Fund will own an equal amount of securities sold short, or securities convertible into or exchangeable for, without payment of any further consideration, an equal amount of the securities of the same issuer as the securities sold short.

**Preferred Stock, Warrants and Stock Purchase Rights.** The Funds (other than the Managed Futures Strategy Fund) may invest in preferred stock. The Commodity Strategy Fund may invest in warrants and stock purchase rights (or "rights"). Preferred stocks are securities that represent an ownership interest providing the holder with claims on the issuer's earnings and assets before common stock owners but after bond owners. Unlike debt securities, the obligations of an issuer of preferred stock, including dividend and other payment obligations, may not typically be accelerated by the holders of such preferred stock on the occurrence of an event of default or other non-compliance by the issuer of the preferred stock.

Warrants and other rights are options to buy a stated number of shares of common stock at a specified price at any time during the life of the warrant or right. The holders of warrants and rights have no voting rights, receive no dividends and have no rights with respect to the assets of the issuer.

**Other Investment Companies (Managed Futures Strategy Fund).** The Fund may invest in securities of other investment companies, including ETFs and money market funds, subject to statutory limitations prescribed by the Investment Company Act or rules, regulations or exemptive relief thereunder. These statutory limitations include in certain circumstances a prohibition on any Fund acquiring more than 3% of the voting shares of any other investment company, and a prohibition on investing more than 5% of the Fund's total assets in securities of any one investment company or more than 10% of total assets in securities of all investment companies.

Subject to applicable law and/or pursuant to an exemptive order obtained from the SEC or under an exemptive rule adopted by the SEC, the Fund may invest in certain other investment companies (including ETFs and money market funds) and business development companies beyond the statutory limits described above or otherwise provided that certain conditions are met. Some of those investment companies may be funds for which the Investment Adviser or any of its affiliates serves as investment adviser, administrator or distributor.

Additionally, to the extent that the Fund serves as an "acquired fund" to another Goldman Sachs Fund or unaffiliated investment company, the Fund's ability to invest in other investment companies and private funds may be limited and, under these circumstances, the Fund's investments in other investment companies and private funds will be consistent with applicable law and/or exemptive rules adopted by or exemptive orders obtained from the SEC. For example, to the extent the Fund serves as an acquired fund in a fund of funds arrangement in reliance on Rule 12d1-4 under the Investment Company Act, the Fund would be prohibited from purchasing or

otherwise acquiring the securities of an investment company or private fund if, after such purchase or acquisition, the aggregate value of the Fund's investments in such investment companies and private funds would exceed 10% of the value of the Fund's total assets, subject to limited exceptions (including for investments in money market funds).

The use of ETFs is generally intended to help the Fund match the total return of the particular market segments or indices represented by those ETFs, although that may not be the result. Most ETFs are passively-managed investment companies whose shares are purchased and sold on a securities exchange. An ETF generally represents a portfolio of securities designed to track a particular market segment or index. An investment in an ETF generally presents the same primary risks as an investment in a conventional fund (i.e., one that is not exchange-traded) that has the same investment objectives, strategies and policies. In addition, an ETF may fail to accurately track the market segment or index that underlies its investment objective. The price of an ETF can fluctuate, and a Fund could lose money investing in an ETF. Moreover, ETFs are subject to the following risks that do not apply to conventional funds: (i) the market price of the ETF's shares may trade at a premium or a discount to their NAV; (ii) an active trading market for an ETF's shares may not develop or be maintained; and (iii) there is no assurance that the requirements of the exchange necessary to maintain the listing of an ETF will continue to be met or remain unchanged.

The Fund will indirectly bear its proportionate share of any management fees and other expenses paid by such other investment companies, in addition to the fees and expenses regularly borne by the Fund. Although the Fund does not expect to do so in the foreseeable future, the Fund is authorized to invest substantially all of its assets in a single open-end investment company or series thereof that has substantially the same investment objective, policies and fundamental restrictions as the Fund.

***Other Investment Companies (Absolute Return Tracker Fund).*** Certain Underlying Funds may invest in securities of other investment companies, including ETFs and money market funds, subject to statutory limitations prescribed by the Investment Company Act or rules, regulations or exemptive relief thereunder. These statutory limitations include in certain circumstances a prohibition on any Underlying Fund acquiring more than 3% of the voting shares of any other investment company, and a prohibition on investing more than 5% of an Underlying Fund's total assets in securities of any one investment company or more than 10% of its total assets in securities of all investment companies.

Subject to applicable law and/or pursuant to an exemptive rule adopted by the SEC or an exemptive order obtained from the SEC, an Underlying Fund may invest in other investment companies (including ETFs and money market funds) or business development companies beyond the statutory limits described above, provided that certain conditions are met. Rule 12d1-4 under the Investment Company Act generally prohibits an Underlying Fund in a fund of funds arrangement relying on that rule from purchasing or otherwise acquiring the securities of an investment company or a private fund if, after such purchase or acquisition, the aggregate value of the Underlying Fund's investments in such investment companies and private funds would exceed 10% of the value of its total assets, subject to limited exceptions (including for investments in money market funds). Some of those investment companies may be funds for which the Investment Adviser or any of its affiliates serves as investment adviser, administrator or distributor.

The use of ETFs is generally intended to help an Underlying Fund match the total return of the particular market segments or indices represented by those ETFs, although that may not be the result. Most ETFs are passively managed investment companies whose shares are purchased and sold on a securities exchange. An ETF generally represents a portfolio of securities designed to track a particular market segment or index. An investment in an ETF generally presents the same primary risks as an investment in a conventional fund (i.e., one that is not exchange-traded) that has the same investment objectives, strategies and policies. In addition, an ETF may fail to accurately track the market segment or index that underlies its investment objective. The price of an ETF can fluctuate, and an Underlying Fund could lose money investing in an ETF. Moreover, ETFs are subject to the following risks that do not apply to conventional funds: (i) the market price of the ETF's shares may trade at a premium or a discount to their NAV; (ii) an active trading market for an ETF's shares may not develop or be maintained; and (iii) there is no assurance that the requirements of the exchange necessary to maintain the listing of an ETF will continue to be met or remain unchanged.

An Underlying Fund will indirectly bear its proportionate share of any management fees and other expenses paid by such other investment companies, in addition to the fees and expenses borne by the Underlying Fund. Although the Underlying Funds do not expect to do so in the foreseeable future, each Underlying Fund is authorized to invest substantially all of its assets in a single open-end investment company or series thereof that has substantially the same investment objective, policies and fundamental restrictions as the Underlying Fund.

***Unseasoned Companies.*** Each Fund may invest in companies which (together with their predecessors) have operated less than three years. The securities of such companies may have limited liquidity, which can result in their being priced higher or lower than might otherwise be the case. In addition, investments in unseasoned companies are more speculative and entail greater risk than do investments in companies with an established operating record.

**Corporate Debt Obligations.** Corporate debt obligations include bonds, notes, debentures, commercial paper and other obligations of corporations to pay interest and repay principal. Each Fund may invest in corporate debt obligations issued by U.S. and certain non-U.S. issuers which issue securities denominated in the U.S. dollar (including Yankee and Euro obligations). In addition to obligations of corporations, corporate debt obligations include securities issued by banks and other financial institutions and supranational entities (i.e., the World Bank, the International Monetary Fund, etc.).

**Bank Obligations.** Each Fund may invest in obligations issued or guaranteed by U.S. or foreign banks. Bank obligations, including without limitation, time deposits, bankers' acceptances and certificates of deposit, may be general obligations of the parent bank or may be limited to the issuing branch by the terms of the specific obligations or by government regulations. Banks are subject to extensive but different governmental regulations which may limit both the amount and types of loans which may be made and interest rates which may be charged. In addition, the profitability of the banking industry is largely dependent upon the availability and cost of funds for the purpose of financing lending operations under prevailing money market conditions. General economic conditions as well as exposure to credit losses arising from possible financial difficulties of borrowers play an important part in the operation of this industry.

**U.S. Government Securities.** Each Fund may invest in U.S. Government Securities. U.S. Government Securities include U.S. Treasury obligations and obligations issued or guaranteed by U.S. government agencies, instrumentalities or sponsored enterprises. U.S. Government Securities may be supported by (i) the full faith and credit of the U.S. Treasury; (ii) the right of the issuer to borrow from the U.S. Treasury; (iii) the discretionary authority of the U.S. government to purchase certain obligations of the issuer; or (iv) only the credit of the issuer. U.S. Government Securities also include Treasury receipts, zero coupon bonds and other stripped U.S. Government Securities, where the interest and principal components of stripped U.S. Government Securities are traded independently.

U.S. Government Securities may also include Treasury inflation-protected securities whose principal value is periodically adjusted according to the rate of inflation. U.S. Government Securities are deemed to include (i) securities for which the payment of principal and interest is backed by an irrevocable letter of credit issued by the U.S. government, its agencies, authorities or instrumentalities; and (ii) participations in loans made to foreign governments or their agencies that are so guaranteed. Certain of these participations may be illiquid.

U.S. Treasury Securities, which include, among other things, the separately traded principal and interest components of securities guaranteed or issued by the U.S. Treasury if such components are traded independently under the Separate Trading of Registered Interest and Principal of Securities program, have historically involved little risk of loss of principal if held to maturity. However, no assurance can be given that the U.S. government will be able or willing to repay the principal or interest when due, or provide financial support to U.S. government agencies, authorities, instrumentalities or sponsored enterprises that issue U.S. Government Securities if it is not obligated to do so by law.

**Custodial Receipts and Trust Certificates.** The Funds (other than the Managed Futures Strategy Fund) may invest in custodial receipts and trust certificates representing interests in securities held by a custodian or trustee. The securities so held may include U.S. Government Securities or other types of securities in which a Fund may invest. The custodial receipts or trust certificates may evidence ownership of future interest payments, principal payments or both on the underlying securities, or, in some cases, the payment obligation of a third party that has entered into an interest rate swap or other arrangement with the custodian or trustee. For certain securities laws purposes, custodial receipts and trust certificates may not be considered obligations of the U.S. government or other issuer of the securities held by the custodian or trustee. If for tax purposes a Fund is not considered to be the owner of the underlying securities held in the custodial or trust account, the Fund may suffer adverse tax consequences. As a holder of custodial receipts and trust certificates, a Fund will bear its proportionate share of the fees and expenses charged to the custodial account or trust. Each Fund may also invest in separately issued interests in custodial receipts and trust certificates.

**Floating and Variable Rate Obligations.** The Funds may purchase floating and variable rate obligations. The value of these obligations is generally more stable than that of a fixed rate obligation in response to changes in interest rate levels. The issuers of financial intermediaries providing demand features may support their ability to purchase the obligations by obtaining credit with liquidity supports. These may include lines of credit, which are conditional commitments to lend, and letters of credit, which will ordinarily be irrevocable both of which may be issued by domestic banks or foreign banks. A Fund may purchase variable or floating rate obligations from the issuers or may purchase certificates of participation, a type of floating or variable rate obligation, which are interests in a pool of debt obligations held by a bank or other financial institutions.

Floating and variable rate obligations may be transferable among financial institutions, but may not have the liquidity of conventional debt securities and are often subject to legal or contractual restrictions on resale. Floating and variable rate obligations are not currently listed on any securities exchange or automatic quotation system. As a result, no active market may exist for some floating and variable rate obligations. To the extent a secondary market exists for other floating and variable rate obligations, such market may be subject to irregular trading activity, wide bid/ask spreads, and extended trade settlement periods. The lack of a highly liquid secondary market for floating and variable rate obligations may have an adverse effect on the value of such obligations and may make it more difficult to value the obligations for purposes of calculating their respective net asset value.

For floating and variable rate obligations, there may be a lag between an actual change in the underlying interest rate benchmark and the reset time for an interest payment of such an obligation, which could harm or benefit a Fund, depending on the interest rate environment or other circumstances. In a rising interest rate environment, for example, a floating or variable rate obligation that does not reset immediately would prevent a Fund from taking full advantage of rising interest rates in a timely manner. However, in a declining interest rate environment, a Fund may benefit from a lag due to an obligation's interest rate payment not being immediately impacted by a decline in interest rates.

Certain floating and variable rate obligations have an interest rate floor feature, which prevents the interest rate payable by the security from dropping below a specified level as compared to a reference interest rate (the "reference rate"), such as SOFR, Term SOFR rate published by CME Group Benchmark Administration Limited (CBA) calculated using certain derivatives markets ("Term SOFR"), or another rate determined using SOFR. Such a floor protects a Fund from losses resulting from a decrease in the reference rate below the specified level. However, if the reference rate is below the floor, there will be a lag between a rise in the reference rate and a rise in the interest rate payable by the obligation, and a Fund may not benefit from increasing interest rates for a significant amount of time.

Some floating or variable rate obligations or investments of a Fund may have previously referenced the London Interbank Offered Rate ("LIBOR"). As a result of benchmark reforms, publication of all LIBOR settings has ceased. Public and private sector actors have worked to establish alternative reference rates, like SOFR or Term SOFR, to be used in place of LIBOR. There is no assurance that any such alternative reference rate will be similar to or produce the same value or economic equivalence as LIBOR or that it will have the same volume or liquidity as did LIBOR which may affect the value, volatility, liquidity or return on certain of a Fund's floating and variable rate obligations and investments and result in costs incurred in connection with changing reference rates used for positions, closing out positions and entering into new trades. For example, LIBOR was previously calculated using the average rate at which a selection of large global banks reported they could borrow from one another and SOFR is a measure of the cost of borrowing cash overnight, collateralized by the U.S. Treasury securities, and is based on directly observable U.S. Treasury-backed repurchase transactions. Certain of a Fund's obligations or investments may have transitioned from LIBOR. The transition from LIBOR to alternative reference rates may result in operational issues for a Fund or its obligations or investments. Any pricing adjustments to a Fund's obligations or investments resulting from use of an alternative reference rate may also adversely affect the Fund's performance and/or NAV. No assurances can be given as to the impact of the LIBOR transition (and the timing of any such impact) on a Fund and its obligations and investments.

**Zero Coupon, Deferred Interest, Pay-In-Kind and Capital Appreciation Bonds.** The Funds may invest in zero coupon bonds. The Commodity Strategy Fund may also invest in deferred interest, pay-in-kind and capital appreciation bonds. These bonds are issued at a discount from their face value because interest payments are typically postponed until maturity. Pay-in-kind securities are securities that have interest payable by the delivery of additional securities. The market prices of these securities generally are more volatile than the market prices of interest-bearing securities and are likely to respond to a greater degree to changes in interest rates than interest-bearing securities having similar maturities and credit quality.

**Municipal Securities.** The Absolute Return Tracker Fund and Commodity Strategy Fund may invest in securities and instruments issued by state and local government issuers. Municipal securities in which a Fund may invest consist of bonds, notes, commercial paper and other instruments (including participating interests in such securities) issued by or on behalf of states, territories and possessions of the United States (including the District of Columbia) and their political subdivisions, agencies or instrumentalities. Such securities may pay fixed, variable or floating rates of interest. Municipal securities are often issued to obtain funds for various public purposes, including the construction of a wide range of public facilities such as bridges, highways, housing, hospitals, mass transportation, schools, streets and water and sewer works. Other public purposes for which municipal securities may be issued include refunding outstanding obligations, obtaining funds for general operating expenses, and obtaining funds to lend to other public institutions and facilities. Municipal securities in which the Funds may invest include private activity bonds, municipal leases, certificates of participation, pre-funded municipal securities and auction rate securities. Dividends paid by the Funds based on investments in municipal securities will be taxable.

**Mortgage-Backed Securities.** The Funds may invest in mortgage-backed securities. Mortgage-backed securities represent direct or indirect participations in, or are collateralized by and payable from, mortgage loans secured by real property. Mortgage-backed securities can be backed by either fixed rate mortgage loans or adjustable rate mortgage loans, and may be issued by either a governmental or non-governmental entity. Privately issued mortgage-backed securities are normally structured with one or more types of "credit enhancement." However, these mortgage-backed securities typically do not have the same credit standing as U.S. government guaranteed mortgage-backed securities.

Mortgage-backed securities may include multiple class securities, including collateralized mortgage obligations ("CMOs") and Real Estate Mortgage Investment Conduit ("REMIC") pass-through or participation certificates. A REMIC is a CMO that qualifies for special tax treatment and invests in certain mortgages principally secured by interests in real property and other permitted investments. CMOs provide an investor with a specified interest in the cash flow from a pool of underlying mortgages or of other mortgage-backed

securities. CMOs are issued in multiple classes each with a specified fixed or floating interest rate and a final scheduled distribution rate. In many cases, payments of principal are applied to the CMO classes in the order of their respective stated maturities, so that no principal payments will be made on a CMO class until all other classes having an earlier stated maturity date are paid in full.

Sometimes, however, CMO classes are “parallel pay,” *i.e.*, payments of principal are made to two or more classes concurrently. In some cases, CMOs may have the characteristics of a stripped mortgage-backed security whose price can be highly volatile. CMOs may exhibit more or less price volatility and interest rate risk than other types of mortgage-related obligations, and under certain interest rate and payment scenarios, a Fund may fail to recoup fully its investment in certain of these securities regardless of their credit quality.

Mortgage-backed securities also include stripped mortgage-backed securities (“SMBS”), which are derivative multiple class mortgage-backed securities. SMBS are usually structured with two different classes: one that receives substantially all of the interest payments and the other that receives substantially all of the principal payments from a pool of mortgage loans. The market value of SMBS consisting entirely of principal payments generally is unusually volatile in response to changes in interest rates. The yields on SMBS that receive all or most of the interest from mortgage loans are generally higher than prevailing market yields on other mortgage-backed securities because their cash flow patterns are more volatile and there is a greater risk that the initial investment will not be fully recouped.

Throughout 2008, the market for mortgage-backed securities began experiencing substantially, often dramatically, lower valuations and greatly reduced liquidity. Markets for other asset-backed securities have also been affected. These instruments are increasingly subject to liquidity constraints, price volatility, credit downgrades and unexpected increases in default rates and, therefore, may be more difficult to value and more difficult to dispose of than previously. These events may have an adverse effect on the Funds to the extent they invest in mortgage-backed or other fixed income securities or instruments affected by the volatility in the fixed income markets.

**Asset-Backed Securities.** The Funds may invest in asset-backed securities. Asset-backed securities are securities whose principal and interest payments are collateralized by pools of assets such as auto loans, credit card receivables, leases, installment contracts and personal property. Asset-backed securities are often subject to more rapid repayment than their stated maturity date would indicate as a result of the pass-through of prepayments of principal on the underlying loans. During periods of declining interest rates, prepayment of loans underlying asset-backed securities can be expected to accelerate. Accordingly, a Fund’s ability to maintain positions in such securities will be affected by reductions in the principal amount of such securities resulting from prepayments, and its ability to reinvest the returns of principal at comparable yields is subject to generally prevailing interest rates at that time. Asset-backed securities present credit risks that are not presented by mortgage-backed securities. This is because asset-backed securities generally do not have the benefit of a security interest in collateral that is comparable to mortgage assets. If the issuer of an asset-backed security defaults on its payment obligations, there is the possibility that, in some cases, a Fund will be unable to possess and sell the underlying collateral and that a Fund’s recoveries on repossessed collateral may not be available to support payments on the securities. In the event of a default, a Fund may suffer a loss if it cannot sell collateral quickly and receive the amount it is owed. Asset-backed securities may also be subject to increased volatility and may become illiquid and more difficult to value even when there is no default or threat of default due to market conditions impacting asset-backed securities more generally.

**Non-Investment Grade Fixed Income Securities.** Non-investment grade fixed income securities and unrated securities of comparable credit quality (commonly known as “junk bonds”) are considered speculative. In some cases, these obligations may be highly speculative and have poor prospects for reaching investment grade standing. Non-investment grade fixed income securities are subject to the increased risk of an issuer’s inability to meet principal and interest obligations. These securities, also referred to as high yield securities, may be subject to greater price volatility due to such factors as specific issuer developments, interest rate sensitivity, negative perceptions of the junk bond markets generally and less liquidity.

Non-investment grade fixed income securities are often issued in connection with a corporate reorganization or restructuring or as part of a merger, acquisition, takeover or similar event. They are also issued by less established companies seeking to expand. Such issuers are often highly leveraged and generally less able than more established or less leveraged entities to make scheduled payments of principal and interest in the event of adverse developments or business conditions. Non-investment grade securities are also issued by governmental bodies that may have difficulty in making all scheduled interest and principal payments. The market value of non-investment grade fixed income securities tends to reflect individual issuer developments to a greater extent than that of higher rated securities which react primarily to fluctuations in the general level of interest rates. As a result, a Fund’s ability to achieve its investment objective may depend to a greater extent on the Investment Adviser’s judgment concerning the creditworthiness of issuers than funds which invest in higher-rated securities. Issuers of non-investment grade fixed income securities may not be able to make use of more traditional methods of financing and their ability to service debt obligations may be affected more adversely than issuers of higher-rated securities by economic downturns, specific corporate or financial developments or the issuer’s inability to meet specific projected business forecasts. Negative publicity about the junk bond market and investor perceptions regarding lower rated securities, whether or not based on fundamental analysis, may depress the prices for such securities.



A holder's risk of loss from default is significantly greater for non-investment grade fixed income securities than is the case for holders of other debt securities because such non-investment grade securities are generally unsecured and are often subordinated to the rights of other creditors of the issuers of such securities. Investment by a Fund in defaulted securities poses additional risk of loss should nonpayment of principal and interest continue in respect of such securities. Even if such securities are held to maturity, recovery by a Fund of its initial investment and any anticipated income or appreciation is uncertain.

The secondary market for non-investment grade fixed income securities is concentrated in relatively few market makers and is dominated by institutional investors, including mutual funds, insurance companies and other financial institutions. Accordingly, the secondary market for such securities is not as liquid as, and is more volatile than, the secondary market for higher-rated securities. In addition, market trading volume for high yield fixed income securities is generally lower and the secondary market for such securities could shrink or disappear suddenly and without warning as a result of adverse market or economic conditions, independent of any specific adverse changes in the condition of a particular issuer. The lack of sufficient market liquidity may cause a Fund to incur losses because it will be required to effect sales at a disadvantageous time and then only at a substantial drop in price. These factors may have an adverse effect on the market price and a Fund's ability to dispose of particular portfolio investments. A less liquid secondary market also may make it more difficult for a Fund to obtain precise valuations of the high yield securities in its portfolio.

Credit ratings issued by credit rating agencies are designed to evaluate the safety of principal and interest payments of rated securities. They do not, however, evaluate the market value risk of non-investment grade securities and, therefore, may not fully reflect the true risks of an investment. In addition, credit rating agencies may or may not make timely changes in a rating to reflect changes in the economy or in the conditions of the issuer that affect the market value of the security. Consequently, credit ratings are used only as a preliminary indicator of investment quality.

***Borrowings and Reverse Repurchase Agreements.*** Each Fund can borrow money from banks and other financial institutions in amounts not exceeding one-third of its total assets (including the amount borrowed or received), for temporary or emergency purposes.

Reverse repurchase agreements involve the sale of securities held by a Fund subject to the Fund's agreement to repurchase them at a mutually agreed upon date and price (including interest). These transactions may be entered into as a temporary measure for emergency purposes or to meet redemption requests.

Borrowings and reverse repurchase agreements involve leveraging. If the securities held by a Fund decline in value while these transactions are outstanding, the NAV of the Fund's outstanding shares will decline in value by proportionately more than the decline in value of the securities. In addition, reverse repurchase agreements involve the risk that the investment return earned by a Fund (from the investment of the proceeds) will be less than the interest expense of the transaction, that the market value of the securities sold by the Fund will decline below the price the Fund is obligated to pay to repurchase the securities, and that the securities may not be returned to the Fund.

***Mortgage Dollar Rolls.*** The Funds (other than the Managed Futures Strategy Fund) may enter into mortgage dollar rolls. A mortgage dollar roll involves the sale by a Fund of securities for delivery in the current month. A Fund simultaneously contracts with the same counterparty to repurchase substantially similar (same type, coupon and maturity) but not identical securities on a specified future date. During the roll period, the Fund loses the right to receive principal and interest paid on the securities sold. However, the Fund benefits to the extent of any difference between (a) the price received for the securities sold and (b) the lower forward price for the future purchase and/or fee income plus the interest earned on the cash proceeds of the securities sold. Unless the benefits of a mortgage dollar roll exceed the income, capital appreciation and gain or loss due to mortgage prepayments that would have been realized on the securities sold as part of the roll, the use of this technique will diminish the Fund's performance.

Successful use of mortgage dollar rolls depends upon the Investment Adviser's ability to predict correctly interest rates and mortgage prepayments. If the Investment Adviser is incorrect in its prediction, a Fund may experience a loss. The Funds do not currently intend to enter into mortgage dollar rolls for financing and do not treat them as borrowings.

***Yield Curve Options.*** The Funds may enter into options on the yield "spread" or differential between two securities. Such transactions are referred to as "yield curve" options. In contrast to other types of options, a yield curve option is based on the difference between the yields of designated securities, rather than the prices of the individual securities, and is settled through cash payments. Accordingly, a yield curve option is profitable to the holder if this differential widens (in the case of a call) or narrows (in the case of a put), regardless of whether the yields of the underlying securities increase or decrease.

The trading of yield curve options is subject to all of the risks associated with the trading of other types of options. In addition, such options present a risk of loss even if the yield on an underlying security remains constant, or if the spread moves in a direction or to an extent which was not anticipated.

***Interest Rate Swaps, Mortgage Swaps, Credit Swaps, Currency Swaps, Index Swaps, Total or Excess Return Swaps, Equity Swaps, Options on Swaps and Interest Rate Caps, Floors and Collars.*** The Funds may enter into swap transactions and options agreements, including interest rate caps, floors and collars. Interest rate swaps involve the exchange by a Fund with another party of their respective commitments to pay or receive interest, such as an exchange of fixed-rate payments for floating rate payments. Mortgage swaps are



similar to interest rate swaps in that they represent commitments to pay and receive interest. The notional principal amount, however, is tied to a reference pool or pools of mortgages. Credit swaps involve the receipt of floating or fixed rate payments in exchange for assuming potential credit losses on an underlying security or pool of securities. Credit swaps give one party to a transaction (the buyer of the credit swap) the right to dispose of or acquire an asset (or group of assets or exposure to the performance of an index), or the right to receive a payment from the other party, upon the occurrence of specified credit events. Currency swaps involve the exchange of the parties' respective rights to make or receive payments in specified currencies. Total or excess return swaps give a party the right to receive the appreciation in the value of a specified security, index or other instrument in return for a fee paid to the counterparty, which will typically be based on an agreed upon interest rate. If the underlying asset in a total or excess return swap declines in value over the term of the swap, the party may also be required to pay the dollar value of that decline to the counterparty. Equity swaps allow the parties to a swap agreement to exchange the dividend income or other components of return on an equity investment (for example, a group of equity securities or an index) for another payment stream. An equity swap may be used by a Fund to invest in a market without owning or taking physical custody of securities in circumstances in which direct investment may be restricted for legal reasons or is otherwise deemed impractical or disadvantageous.

The Absolute Return Tracker Fund and Commodity Strategy Fund may also purchase and write (sell) options contracts on swaps, commonly referred to as swaptions. A swaption is an option to enter into a swap agreement. Like other types of options, the buyer of a swaption pays a non-refundable premium for the option and obtains the right, but not the obligation, to enter into an underlying swap or to modify the terms of an existing swap on agreed-upon terms. The seller of a swaption, in exchange for the premium, becomes obligated (if the option is exercised) to enter into or modify an underlying swap on agreed-upon terms, which generally entails a greater risk of loss than a Fund incurs in buying a swaption. The purchase of an interest rate cap entitles the purchaser, to the extent that a specified index exceeds a predetermined interest rate, to receive payment of interest on a notional principal amount from the party selling such interest rate cap. The purchase of an interest rate floor entitles the purchaser, to the extent that a specified index falls below a predetermined interest rate, to receive payments of interest on a notional principal amount from the party selling the interest rate floor. An interest rate collar is the combination of a cap and a floor that preserves a certain return within a predetermined range of interest rates.

The Funds (other than the Absolute Return Tracker Fund) may enter into the transactions described above for hedging purposes or to seek to increase total return. The Absolute Return Tracker Fund may enter into the transactions described above in an attempt to match the returns of the Market Exposures. As an example, when a Fund is the buyer of a credit default swap (commonly known as buying protection), it may make periodic payments to the seller of the credit default swap to obtain protection against a credit default on a specified underlying asset (or group of assets). If a default occurs, the seller of a credit default swap may be required to pay the Fund the notional amount of the credit default swap on a specified security (or group of securities). On the other hand, when a Fund is a seller of a credit default swap (commonly known as selling protection), in addition to the credit exposure the Fund has on the other assets held in its portfolio, the Fund is also subject to the credit exposure on the notional amount of the swap since, in the event of a credit default, the Fund may be required to pay the notional amount of the credit default swap on a specified security (or group of securities) to the buyer of the credit default swap. A Fund will be the seller of a credit default swap only when the credit of the underlying asset is deemed by the Investment Adviser to meet the Fund's minimum credit criteria at the time the swap is first entered into.

The use of interest rate, mortgage, credit, currency, index, total or excess return and equity swaps, options on swaps, and interest rate caps, floors and collars is a highly specialized activity which involves investment techniques and risks different from those associated with ordinary portfolio securities transactions. If the Investment Adviser is incorrect in its forecasts of market values, interest rates and currency exchange rates, or in its evaluation of the creditworthiness of swap counterparties and the issuers of the underlying assets, the investment performance of a Fund would be less favorable than it would have been if these investment techniques were not used.

Currently, certain standardized swap transactions are subject to mandatory central clearing and exchange trading. Although central clearing and exchange trading are expected to decrease counterparty risk and increase liquidity compared to bilaterally negotiated swaps, central clearing and exchange trading do not eliminate counterparty risk or illiquidity risk entirely. Depending on the size of a Fund and other factors, the margin required under the rules of a clearinghouse and by a clearing member may be in excess of the collateral required to be posted by the Fund to support its obligations under a similar bilateral, uncleared swap. However, certain applicable regulators have adopted rules imposing certain margin requirements, including minimums, on uncleared swaps which may result in a Fund and its counterparties posting higher amounts for uncleared swaps.

***Inverse Floating Rate Securities.*** The Funds may invest in inverse floating rate debt securities ("inverse floaters"). The interest rate on inverse floaters resets in the opposite direction from the market rate of interest to which an inverse floater is indexed. An inverse floater may be considered to be leveraged to the extent that its interest rate varies by a magnitude that exceeds the magnitude of the change in the index rate of interest. The higher the degree of leverage of an inverse floater, the greater the volatility of its market value.

## Appendix B

### Financial Highlights

The financial highlights tables are intended to help you understand the Fund's financial performance for the past five years. Certain information reflects financial results for a single Fund share. The total returns in the table represent the rate that an investor would have earned or lost on an investment in the Fund (assuming reinvestment of all dividends and distributions). The information for the Fund has been audited by PricewaterhouseCoopers LLP, whose report, along with the Fund's financial statements, is included in the Fund's Form N-CSR dated December 31, 2024.

	Absolute Return Tracker Fund				
	Class A Shares				
	Year Ended December 31,				
	2024	2023	2022	2021	2020
<b>Per Share Data</b>					
Net asset value, beginning of year	\$ 9.01	\$ 8.36	\$ 9.40	\$ 9.69	\$ 9.44
Net investment income (loss) <sup>(a)</sup>	0.23	0.26	0.07	(0.01)	(0.01)
Net realized and unrealized gain (loss)	0.37	0.61	(0.69)	0.59	0.32
Total from investment operations	0.60	0.87	(0.62)	0.58	0.31
Distributions to shareholders from net investment income	(0.08)	(0.22)	(0.31)	—	(0.01)
Distributions to shareholders from net realized gains	—	—	(0.11)	(0.87)	(0.05)
Total distributions	(0.08)	(0.22)	(0.42)	(0.87)	(0.06)
Net asset value, end of year	\$ 9.53	\$ 9.01	\$ 8.36	\$ 9.40	\$ 9.69
<b>Total return<sup>(b)</sup></b>	<b>6.63%</b>	<b>10.45%</b>	<b>(6.62)%</b>	<b>6.09%</b>	<b>3.29%</b>
Net assets, end of year (in 000s)	\$40,435	\$42,676	\$41,001	\$57,882	\$61,642
Ratio of net expenses to average net assets	0.99%	0.97%	1.00%	1.04%	0.96%
Ratio of total expenses to average net assets	1.07%	1.09%	1.09%	1.09%	1.11%
Ratio of net investment income (loss) to average net assets	2.47%	2.92%	0.80%	(0.10)%	(0.10)%
Portfolio turnover rate <sup>(c)</sup>	179%	126%	184%	133%	193%

(a) Calculated based on the average shares outstanding methodology.

(b) Assumes investment at the NAV at the beginning of the year, reinvestment of all distributions, a complete redemption of the investment at the NAV at the end of the year and no sales or redemption charges (if any). Total returns would be reduced if a sales or redemption charge was taken into account. Returns do not reflect the impact of taxes to shareholders relating to Fund distributions or the redemption of Fund shares.

(c) The Fund's portfolio turnover rate is calculated in accordance with regulatory requirements, without regard to transactions involving short term investments and certain derivatives. If such transactions were included, the Fund's portfolio turnover rate may be higher.

	Absolute Return Tracker Fund				
	Class C Shares				
	Year Ended December 31,				
	2024	2023	2022	2021	2020
<b>Per Share Data</b>					
Net asset value, beginning of year	\$ 8.02	\$ 7.47	\$ 8.43	\$ 8.84	\$ 8.69
Net investment income (loss) <sup>(a)</sup>	0.14	0.17	0.00 <sup>(b)</sup>	(0.08)	(0.07)
Net realized and unrealized gain (loss)	0.34	0.54	(0.61)	0.54	0.28
Total from investment operations	0.48	0.71	(0.61)	0.46	0.21
Distributions to shareholders from net investment income	(0.02)	(0.16)	(0.24)	—	(0.01)
Distributions to shareholders from net realized gains	—	—	(0.11)	(0.87)	(0.05)
Total distributions	(0.02)	(0.16)	(0.35)	(0.87)	(0.06)
Net asset value, end of year	\$ 8.48	\$ 8.02	\$ 7.47	\$ 8.43	\$ 8.84
<b>Total return<sup>(c)</sup></b>	<b>5.97%</b>	<b>9.45%</b>	<b>(7.23)%</b>	<b>5.31%</b>	<b>2.43%</b>
Net assets, end of year (in 000s)	\$4,579	\$4,497	\$5,574	\$7,973	\$9,638
Ratio of net expenses to average net assets	1.74%	1.72%	1.75%	1.79%	1.71%
Ratio of total expenses to average net assets	1.82%	1.84%	1.84%	1.84%	1.86%
Ratio of net investment income (loss) to average net assets	1.71%	2.12%	0.06%	(0.84)%	(0.84)%
Portfolio turnover rate <sup>(d)</sup>	179%	126%	184%	133%	193%

(a) Calculated based on the average shares outstanding methodology.

(b) Amount is less than \$0.005 per share.

(c) Assumes investment at the NAV at the beginning of the year; reinvestment of all distributions, a complete redemption of the investment at the NAV at the end of the year and no sales or redemption charges (if any). Total returns would be reduced if a sales or redemption charge was taken into account. Returns do not reflect the impact of taxes to shareholders relating to Fund distributions or the redemption of Fund shares.

(d) The Fund's portfolio turnover rate is calculated in accordance with regulatory requirements, without regard to transactions involving short term investments and certain derivatives. If such transactions were included, the Fund's portfolio turnover rate may be higher.

Absolute Return Tracker Fund					
Institutional Shares					
Year Ended December 31,					
	2024	2023	2022	2021	2020
<b>Per Share Data</b>					
Net asset value, beginning of year	\$ 9.42	\$ 8.73	\$ 9.80	\$ 10.03	\$ 9.74
Net investment income <sup>(a)</sup>	0.28	0.30	0.11	0.03	0.03
Net realized and unrealized gain (loss)	0.38	0.65	(0.72)	0.61	0.32
Total from investment operations	0.66	0.95	(0.61)	0.64	0.35
Distributions to shareholders from net investment income	(0.11)	(0.26)	(0.35)	—	(0.01)
Distributions to shareholders from net realized gains	—	—	(0.11)	(0.87)	(0.05)
Total distributions	(0.11)	(0.26)	(0.46)	(0.87)	(0.06)
Net asset value, end of year	\$ 9.97	\$ 9.42	\$ 8.73	\$ 9.80	\$ 10.03
<b>Total return<sup>(b)</sup></b>	<b>7.04%</b>	<b>10.83%</b>	<b>(6.27)%</b>	<b>6.48%</b>	<b>3.60%</b>
Net assets, end of year (in 000s)	\$2,526,607	\$2,553,196	\$2,795,272	\$2,955,943	\$2,928,949
Ratio of net expenses to average net assets	0.63%	0.61%	0.63%	0.68%	0.58%
Ratio of total expenses to average net assets	0.71%	0.72%	0.72%	0.72%	0.73%
Ratio of net investment income to average net assets	2.83%	3.25%	1.23%	0.30%	0.28%
Portfolio turnover rate <sup>(c)</sup>	179%	126%	184%	133%	193%

(a) Calculated based on the average shares outstanding methodology.

(b) Assumes investment at the NAV at the beginning of the year; reinvestment of all distributions, a complete redemption of the investment at the NAV at the end of the year and no sales or redemption charges (if any). Total returns would be reduced if a sales or redemption charge was taken into account. Returns do not reflect the impact of taxes to shareholders relating to Fund distributions or the redemption of Fund shares.

(c) The Fund's portfolio turnover rate is calculated in accordance with regulatory requirements, without regard to transactions involving short term investments and certain derivatives. If such transactions were included, the Fund's portfolio turnover rate may be higher.

	Absolute Return Tracker Fund				
	Investor Shares				
	Year Ended December 31,				
	2024	2023	2022	2021	2020
<b>Per Share Data</b>					
Net asset value, beginning of year	\$ 9.28	\$ 8.61	\$ 9.67	\$ 9.92	\$ 9.64
Net investment income <sup>(a)</sup>	0.26	0.30	0.10	0.02	0.02
Net realized and unrealized gain (loss)	0.38	0.62	(0.71)	0.60	0.32
Total from investment operations	0.64	0.92	(0.61)	0.62	0.34
Distributions to shareholders from net investment income	(0.10)	(0.25)	(0.34)	—	(0.01)
Distributions to shareholders from net realized gains	—	—	(0.11)	(0.87)	(0.05)
Total distributions	(0.10)	(0.25)	(0.45)	(0.87)	(0.06)
Net asset value, end of year	\$ 9.82	\$ 9.28	\$ 8.61	\$ 9.67	\$ 9.92
<b>Total return<sup>(b)</sup></b>	<b>6.93%</b>	<b>10.68%</b>	<b>(6.37)%</b>	<b>6.35%</b>	<b>3.54%</b>
Net assets, end of year (in 000s)	\$741,396	\$581,118	\$248,085	\$243,761	\$246,694
Ratio of net expenses to average net assets	0.74%	0.72%	0.75%	0.79%	0.71%
Ratio of total expenses to average net assets	0.82%	0.83%	0.84%	0.84%	0.86%
Ratio of net investment income to average net assets	2.72%	3.31%	1.12%	0.16%	0.16%
Portfolio turnover rate <sup>(c)</sup>	179%	126%	184%	133%	193%

(a) Calculated based on the average shares outstanding methodology.

(b) Assumes investment at the NAV at the beginning of the year; reinvestment of all distributions, a complete redemption of the investment at the NAV at the end of the year and no sales or redemption charges (if any). Total returns would be reduced if a sales or redemption charge was taken into account. Returns do not reflect the impact of taxes to shareholders relating to Fund distributions or the redemption of Fund shares.

(c) The Fund's portfolio turnover rate is calculated in accordance with regulatory requirements, without regard to transactions involving short term investments and certain derivatives. If such transactions were included, the Fund's portfolio turnover rate may be higher.

	Absolute Return Tracker Fund				
	Class R6 Shares				
	Year Ended December 31,				
	2024	2023	2022	2021	2020
<b>Per Share Data</b>					
Net asset value, beginning of year	\$ 9.40	\$ 8.72	\$ 9.78	\$ 10.02	\$ 9.72
Net investment income <sup>(a)</sup>	0.28	0.33	0.11	0.05	0.03
Net realized and unrealized gain (loss)	0.38	0.61	(0.71)	0.58	0.33
Total from investment operations	0.66	0.94	(0.60)	0.63	0.36
Distributions to shareholders from net investment income	(0.11)	(0.26)	(0.35)	—	(0.01)
Distributions to shareholders from net realized gains	—	—	(0.11)	(0.87)	(0.05)
Total distributions	(0.11)	(0.26)	(0.46)	(0.87)	(0.06)
Net asset value, end of year	\$ 9.95	\$ 9.40	\$ 8.72	\$ 9.78	\$10.02
<b>Total return<sup>(b)</sup></b>	<b>7.07%</b>	<b>10.74%</b>	<b>(6.17)%</b>	<b>6.38%</b>	<b>3.71%</b>
Net assets, end of year (in 000s)	\$942,520	\$728,607	\$169,335	\$153,588	\$9,353
Ratio of net expenses to average net assets	0.62%	0.60%	0.62%	0.66%	0.57%
Ratio of total expenses to average net assets	0.70%	0.71%	0.71%	0.70%	0.72%
Ratio of net investment income to average net assets	2.84%	3.54%	1.23%	0.51%	0.29%
Portfolio turnover rate <sup>(c)</sup>	179%	126%	184%	133%	193%

(a) Calculated based on the average shares outstanding methodology.

(b) Assumes investment at the NAV at the beginning of the year; reinvestment of all distributions, a complete redemption of the investment at the NAV at the end of the year and no sales or redemption charges (if any). Total returns would be reduced if a sales or redemption charge was taken into account. Returns do not reflect the impact of taxes to shareholders relating to Fund distributions or the redemption of Fund shares.

(c) The Fund's portfolio turnover rate is calculated in accordance with regulatory requirements, without regard to transactions involving short term investments and certain derivatives. If such transactions were included, the Fund's portfolio turnover rate may be higher.



	Absolute Return Tracker Fund				
	Class R Shares				
	Year Ended December 31,				
	2024	2023	2022	2021	2020
<b>Per Share Data</b>					
Net asset value, beginning of year	\$ 8.66	\$ 8.04	\$ 9.06	\$ 9.40	\$ 9.18
Net investment income (loss) <sup>(a)</sup>	0.20	0.22	0.05	(0.03)	(0.03)
Net realized and unrealized gain (loss)	0.35	0.59	(0.66)	0.56	0.31
Total from investment operations	0.55	0.81	(0.61)	0.53	0.28
Distributions to shareholders from net investment income	(0.06)	(0.19)	(0.30)	—	(0.01)
Distributions to shareholders from net realized gains	—	—	(0.11)	(0.87)	(0.05)
Total distributions	(0.06)	(0.19)	(0.41)	(0.87)	(0.06)
Net asset value, end of year	\$ 9.15	\$ 8.66	\$ 8.04	\$ 9.06	\$ 9.40
<b>Total return<sup>(b)</sup></b>	<b>6.40%</b>	<b>10.11%</b>	<b>(6.79)%</b>	<b>5.73%</b>	<b>3.06%</b>
Net assets, end of year (in 000s)	\$ 854	\$ 787	\$1,486	\$1,536	\$1,562
Ratio of net expenses to average net assets	1.24%	1.22%	1.25%	1.29%	1.21%
Ratio of total expenses to average net assets	1.32%	1.34%	1.34%	1.34%	1.36%
Ratio of net investment income (loss) to average net assets	2.26%	2.63%	0.60%	(0.33)%	(0.35)%
Portfolio turnover rate <sup>(c)</sup>	179%	126%	184%	133%	193%

(a) Calculated based on the average shares outstanding methodology.

(b) Assumes investment at the NAV at the beginning of the year; reinvestment of all distributions, a complete redemption of the investment at the NAV at the end of the year and no sales or redemption charges (if any). Total returns would be reduced if a sales or redemption charge was taken into account. Returns do not reflect the impact of taxes to shareholders relating to Fund distributions or the redemption of Fund shares.

(c) The Fund's portfolio turnover rate is calculated in accordance with regulatory requirements, without regard to transactions involving short term investments and certain derivatives. If such transactions were included, the Fund's portfolio turnover rate may be higher.

	Commodity Strategy Fund				
	Class A Shares				
	Year Ended December 31,				
	2024	2023	2022	2021	2020
<b>Per Share Data</b>					
Net asset value, beginning of year	\$ 8.06	\$ 9.30	\$ 8.90	\$ 7.79	\$ 10.17
Net investment income (loss) <sup>(a)</sup>	0.35	0.34	0.05	(0.09)	(0.03)
Net realized and unrealized gain (loss)	0.09	(1.27)	1.32	2.67	(2.33)
Total from investment operations	0.44	(0.93)	1.37	2.58	(2.36)
Distributions to shareholders from net investment income	(0.31)	(0.31)	(0.97)	(1.47)	(0.02)
Net asset value, end of year	\$ 8.19	\$ 8.06	\$ 9.30	\$ 8.90	\$ 7.79
<b>Total return<sup>(b)</sup></b>	5.50%	(9.95)%	15.36%	33.03%	(23.16)%
Net assets, end of year (in 000s)	\$19,298	\$22,253	\$35,334	\$40,183	\$15,324
Ratio of net expenses to average net assets	0.94%	0.94%	0.92%	0.92%	0.80%
Ratio of total expenses to average net assets	1.04%	1.01%	0.95%	1.08%	1.28%
Ratio of net investment income (loss) to average net assets	4.24%	4.00%	0.50%	(0.90)%	(0.39)%
Portfolio turnover rate <sup>(c)</sup>	—% <sup>(d)</sup>	—% <sup>(d)</sup>	—% <sup>(d)</sup>	83%	70%

(a) Calculated based on the average shares outstanding methodology.

(b) Assumes investment at the NAV at the beginning of the year; reinvestment of all distributions, a complete redemption of the investment at the NAV at the end of the year and no sales or redemption charges (if any). Total returns would be reduced if a sales or redemption charge was taken into account. Returns do not reflect the impact of taxes to shareholders relating to Fund distributions or the redemption of Fund shares.

(c) The Fund's portfolio turnover rate is calculated in accordance with regulatory requirements, without regard to transactions involving short term investments. If such transactions were included, the Fund's portfolio turnover rate may be higher.

(d) There were no long-term transactions for the fiscal years ended December 31, 2024, December 31, 2023 and December 31, 2022, respectively.

	Commodity Strategy Fund				
	Class C Shares				
	Year Ended December 31,				
	2024	2023	2022	2021	2020
<b>Per Share Data</b>					
Net asset value, beginning of year	\$ 7.37	\$ 8.52	\$ 8.25	\$ 7.32	\$ 9.61
Net investment income (loss) <sup>(a)</sup>	0.26	0.26	(0.01)	(0.15)	(0.08)
Net realized and unrealized gain (loss)	0.08	(1.16)	1.21	2.50	(2.21)
Total from investment operations	0.34	(0.90)	1.20	2.35	(2.29)
Distributions to shareholders from net investment income	(0.25)	(0.25)	(0.93)	(1.42)	—
Net asset value, end of year	\$ 7.46	\$ 7.37	\$ 8.52	\$ 8.25	\$ 7.32
<b>Total return<sup>(b)</sup></b>	<b>4.68%</b>	<b>(10.58)%</b>	<b>14.51%</b>	<b>32.04%</b>	<b>(23.77)%</b>
Net assets, end of year (in 000s)	\$2,812	\$ 3,496	\$6,197	\$3,125	\$ 1,340
Ratio of net expenses to average net assets	1.69%	1.69%	1.67%	1.67%	1.55%
Ratio of total expenses to average net assets	1.78%	1.76%	1.70%	1.83%	2.03%
Ratio of net investment income (loss) to average net assets	3.50%	3.25%	(0.05)%	(1.65)%	(1.12)%
Portfolio turnover rate <sup>(c)</sup>	—% <sup>(d)</sup>	—% <sup>(d)</sup>	—% <sup>(d)</sup>	83%	70%

(a) Calculated based on the average shares outstanding methodology.

(b) Assumes investment at the NAV at the beginning of the year; reinvestment of all distributions, a complete redemption of the investment at the NAV at the end of the year and no sales or redemption charges (if any). Total returns would be reduced if a sales or redemption charge was taken into account. Returns do not reflect the impact of taxes to shareholders relating to Fund distributions or the redemption of Fund shares.

(c) The Fund's portfolio turnover rate is calculated in accordance with regulatory requirements, without regard to transactions involving short term investments. If such transactions were included, the Fund's portfolio turnover rate may be higher.

(d) There were no long-term transactions for the fiscal years ended December 31, 2024, December 31, 2023 and December 31, 2022, respectively.

	Commodity Strategy Fund				
	Institutional Shares				
	Year Ended December 31,				
	2024	2023	2022	2021	2020
<b>Per Share Data</b>					
Net asset value, beginning of year	\$ 8.20	\$ 9.46	\$ 9.04	\$ 7.88	\$ 10.28
Net investment income (loss) <sup>(a)</sup>	0.38	0.38	0.11	(0.06)	(0.01)
Net realized and unrealized gain (loss)	0.10	(1.30)	1.32	2.71	(2.36)
Total from investment operations	0.48	(0.92)	1.43	2.65	(2.37)
Distributions to shareholders from net investment income	(0.34)	(0.34)	(1.01)	(1.49)	(0.03)
Net asset value, end of year	\$ 8.34	\$ 8.20	\$ 9.46	\$ 9.04	\$ 7.88
<b>Total return<sup>(b)</sup></b>	<b>5.88%</b>	<b>(9.65)%</b>	<b>15.75%</b>	<b>33.52%</b>	<b>(22.96)%</b>
Net assets, end of year (in 000s)	\$116,126	\$253,289	\$339,164	\$206,782	\$127,172
Ratio of net expenses to average net assets	0.61%	0.61%	0.59%	0.59%	0.47%
Ratio of total expenses to average net assets	0.70%	0.68%	0.62%	0.75%	0.96%
Ratio of net investment income (loss) to average net assets	4.60%	4.36%	1.04%	(0.57)%	(0.10)%
Portfolio turnover rate <sup>(c)</sup>	—% <sup>(d)</sup>	—% <sup>(d)</sup>	—% <sup>(d)</sup>	83%	70%

(a) Calculated based on the average shares outstanding methodology.

(b) Assumes investment at the NAV at the beginning of the year; reinvestment of all distributions, a complete redemption of the investment at the NAV at the end of the year and no sales or redemption charges (if any). Total returns would be reduced if a sales or redemption charge was taken into account. Returns do not reflect the impact of taxes to shareholders relating to Fund distributions or the redemption of Fund shares.

(c) The Fund's portfolio turnover rate is calculated in accordance with regulatory requirements, without regard to transactions involving short term investments. If such transactions were included, the Fund's portfolio turnover rate may be higher.

(d) There were no long-term transactions for the fiscal years ended December 31, 2024, December 31, 2023 and December 31, 2022, respectively.

	Commodity Strategy Fund				
	Investor Shares				
	Year Ended December 31,				
	2024	2023	2022	2021	2020
<b>Per Share Data</b>					
Net asset value, beginning of year	\$ 8.21	\$ 9.47	\$ 9.04	\$ 7.89	\$ 10.29
Net investment income (loss) <sup>(a)</sup>	0.38	0.36	0.11	(0.07)	(0.01)
Net realized and unrealized gain (loss)	0.09	(1.29)	1.32	2.71	(2.37)
Total from investment operations	0.47	(0.93)	1.43	2.64	(2.38)
Distributions to shareholders from net investment income	(0.33)	(0.33)	(1.00)	(1.49)	(0.02)
Net asset value, end of year	\$ 8.35	\$ 8.21	\$ 9.47	\$ 9.04	\$ 7.89
<b>Total return<sup>(b)</sup></b>	<b>5.76%</b>	<b>(9.78)%</b>	<b>15.79%</b>	<b>33.33%</b>	<b>(22.99)%</b>
Net assets, end of year (in 000s)	\$9,042	\$22,575	\$115,918	\$33,337	\$ 3,115
Ratio of net expenses to average net assets	0.69%	0.69%	0.67%	0.67%	0.55%
Ratio of total expenses to average net assets	0.78%	0.75%	0.70%	0.81%	1.02%
Ratio of net investment income (loss) to average net assets	4.53%	4.14%	1.01%	(0.66)%	(0.09)%
Portfolio turnover rate <sup>(c)</sup>	—% <sup>(d)</sup>	—% <sup>(d)</sup>	—% <sup>(d)</sup>	83%	70%

(a) Calculated based on the average shares outstanding methodology.

(b) Assumes investment at the NAV at the beginning of the year; reinvestment of all distributions, a complete redemption of the investment at the NAV at the end of the year and no sales or redemption charges (if any). Total returns would be reduced if a sales or redemption charge was taken into account. Returns do not reflect the impact of taxes to shareholders relating to Fund distributions or the redemption of Fund shares.

(c) The Fund's portfolio turnover rate is calculated in accordance with regulatory requirements, without regard to transactions involving short term investments. If such transactions were included, the Fund's portfolio turnover rate may be higher.

(d) There were no long-term transactions for the fiscal years ended December 31, 2024, December 31, 2023 and December 31, 2022, respectively.

	Commodity Strategy Fund				
	Class R6 Shares				
	Year Ended December 31,				
	2024	2023	2022	2021	2020
<b>Per Share Data</b>					
Net asset value, beginning of year	\$ 8.22	\$ 9.49	\$ 9.06	\$ 7.90	\$ 10.30
Net investment income (loss) <sup>(a)</sup>	0.39	0.38	0.12	(0.05)	(0.01)
Net realized and unrealized gain (loss)	0.09	(1.30)	1.32	2.70	(2.36)
Total from investment operations	0.48	(0.92)	1.44	2.65	(2.37)
Distributions to shareholders from net investment income	(0.34)	(0.35)	(1.01)	(1.49)	(0.03)
Net asset value, end of year	\$ 8.36	\$ 8.22	\$ 9.49	\$ 9.06	\$ 7.90
<b>Total return<sup>(b)</sup></b>	<b>5.87%</b>	<b>(9.71)%</b>	<b>15.84%</b>	<b>33.44%</b>	<b>(22.92)%</b>
Net assets, end of year (in 000s)	\$93,669	\$117,106	\$155,511	\$94,836	\$83,227
Ratio of net expenses to average net assets	0.60%	0.60%	0.58%	0.58%	0.46%
Ratio of total expenses to average net assets	0.69%	0.67%	0.61%	0.75%	0.96%
Ratio of net investment income (loss) to average net assets	4.59%	4.36%	1.14%	(0.55)%	(0.09)%
Portfolio turnover rate <sup>(c)</sup>	—% <sup>(d)</sup>	—% <sup>(d)</sup>	—% <sup>(d)</sup>	83%	70%

(a) Calculated based on the average shares outstanding methodology.

(b) Assumes investment at the NAV at the beginning of the year; reinvestment of all distributions, a complete redemption of the investment at the NAV at the end of the year and no sales or redemption charges (if any). Total returns would be reduced if a sales or redemption charge was taken into account. Returns do not reflect the impact of taxes to shareholders relating to Fund distributions or the redemption of Fund shares.

(c) The Fund's portfolio turnover rate is calculated in accordance with regulatory requirements, without regard to transactions involving short term investments. If such transactions were included, the Fund's portfolio turnover rate may be higher.

(d) There were no long-term transactions for the fiscal years ended December 31, 2024, December 31, 2023 and December 31, 2022, respectively.



	Commodity Strategy Fund				
	Class R Shares				
	Year Ended December 31,				
	2024	2023	2022	2021	2020
<b>Per Share Data</b>					
Net asset value, beginning of year	\$ 7.85	\$ 9.07	\$ 8.71	\$ 7.64	\$ 9.99
Net investment income (loss) <sup>(a)</sup>	0.32	0.31	0.04	(0.11)	(0.05)
Net realized and unrealized gain (loss)	0.09	(1.24)	1.27	2.62	(2.29)
Total from investment operations	0.41	(0.93)	1.31	2.51	(2.34)
Distributions to shareholders from net investment income	(0.29)	(0.29)	(0.95)	(1.44)	(0.01)
Net asset value, end of year	\$ 7.97	\$ 7.85	\$ 9.07	\$ 8.71	\$ 7.64
<b>Total return<sup>(b)</sup></b>	5.26%	(10.19)%	15.07%	32.73%	(23.36)%
Net assets, end of year (in 000s)	\$1,994	\$ 2,630	\$4,208	\$3,271	\$ 1,903
Ratio of net expenses to average net assets	1.19%	1.19%	1.17%	1.17%	1.05%
Ratio of total expenses to average net assets	1.28%	1.26%	1.20%	1.33%	1.54%
Ratio of net investment income (loss) to average net assets	4.00%	3.77%	0.33%	(1.15)%	(0.68)%
Portfolio turnover rate <sup>(c)</sup>	—% <sup>(d)</sup>	—% <sup>(d)</sup>	—% <sup>(d)</sup>	83%	70%

(a) Calculated based on the average shares outstanding methodology.

(b) Assumes investment at the NAV at the beginning of the year; reinvestment of all distributions, a complete redemption of the investment at the NAV at the end of the year and no sales or redemption charges (if any). Total returns would be reduced if a sales or redemption charge was taken into account. Returns do not reflect the impact of taxes to shareholders relating to Fund distributions or the redemption of Fund shares.

(c) The Fund's portfolio turnover rate is calculated in accordance with regulatory requirements, without regard to transactions involving short term investments. If such transactions were included, the Fund's portfolio turnover rate may be higher.

(d) There were no long-term transactions for the fiscal years ended December 31, 2024, December 31, 2023 and December 31, 2022, respectively.

Goldman Sachs Managed Futures Strategy Fund					
Class A Shares					
Year Ended December 31,					
	2024	2023	2022	2021	2020
<b>Per Share Data</b>					
Net asset value, beginning of year	\$ 9.41	\$ 9.82	\$ 9.85	\$ 10.12	\$ 9.61
Net investment income (loss) <sup>(a)</sup>	0.23	0.23	(0.04)	(0.19)	(0.12)
Net realized and unrealized gain (loss)	(0.73)	(0.64)	2.00	0.64	0.76
Total from investment operations	(0.50)	(0.41)	1.96	0.45	0.64
Distributions to shareholders from net investment income	—	—	(1.14)	(0.03)	—
Distributions to shareholders from net realized gains	—	—	(0.85)	(0.69)	(0.13)
Total distributions	—	—	(1.99)	(0.72)	(0.13)
Net asset value, end of year	\$ 8.91	\$ 9.41	\$ 9.82	\$ 9.85	\$ 10.12
<b>Total Return<sup>(b)</sup></b>	<b>(5.31)%</b>	<b>(4.18)%</b>	<b>20.08%</b>	<b>4.64%</b>	<b>6.62%</b>
Net assets, end of year (in 000's)	\$15,654	\$16,126	\$16,841	\$16,922	\$11,964
Ratio of net expenses to average net assets	1.48%	1.43%	1.58%	1.83%	1.48%
Ratio of total expenses to average net assets	1.62%	1.58%	1.71%	1.89%	1.63%
Ratio of net investment income (loss) to average net assets	2.42%	2.44%	(0.31)%	(1.79)%	(1.21)%
Portfolio turnover rate <sup>(c)</sup>	—%	—%	—%	—%	—%

(a) Calculated based on the average shares outstanding methodology.

(b) Assumes investment at the NAV at the beginning of the year; reinvestment of all dividends and distributions, a complete redemption of the investment at the NAV at the end of the year and no sales or redemption charges (if any). Total returns would be reduced if a sales or redemption charge was taken into account. Returns do not reflect the impact of taxes to shareholders relating to Fund distributions or the redemption of Fund shares.

(c) The Fund's portfolio turnover rate is calculated in accordance with regulatory requirements, without regard to transactions involving short term investments and certain derivatives. If such transactions were included, the Fund's portfolio turnover rate may be higher.

	Goldman Sachs Managed Futures Strategy Fund				
	Class C Shares				
	Year Ended December 31,				
	2024	2023	2022	2021	2020
<b>Per Share Data</b>					
Net asset value, beginning of year	\$ 8.59	\$ 9.02	\$ 9.21	\$ 9.52	\$ 9.11
Net investment income (loss) <sup>(a)</sup>	0.14	0.15	(0.10)	(0.25)	(0.18)
Net realized and unrealized gain (loss)	(0.67)	(0.58)	1.85	0.59	0.72
Total from investment operations	(0.53)	(0.43)	1.75	0.34	0.54
Distributions to shareholders from net investment income	—	—	(1.09)	—	—
Distributions to shareholders from net realized gains	—	—	(0.85)	(0.65)	(0.13)
Total distributions	—	—	(1.94)	(0.65)	(0.13)
Net asset value, end of year	\$ 8.06	\$ 8.59	\$ 9.02	\$ 9.21	\$ 9.52
<b>Total Return<sup>(b)</sup></b>	<b>(6.17)%</b>	<b>(4.77)%</b>	<b>19.26%</b>	<b>3.71%</b>	<b>5.88%</b>
Net assets, end of year (in 000's)	\$2,010	\$4,591	\$5,486	\$3,890	\$3,335
Ratio of net expenses to average net assets	2.24%	2.18%	2.33%	2.58%	2.22%
Ratio of total expenses to average net assets	2.37%	2.32%	2.46%	2.64%	2.37%
Ratio of net investment income (loss) to average net assets	1.67%	1.69%	(0.95)%	(2.54)%	(1.92)%
Portfolio turnover rate <sup>(c)</sup>	—%	—%	—%	—%	—%

(a) Calculated based on the average shares outstanding methodology.

(b) Assumes investment at the NAV at the beginning of the year; reinvestment of all dividends and distributions, a complete redemption of the investment at the NAV at the end of the year and no sales or redemption charges (if any). Total returns would be reduced if a sales or redemption charge was taken into account. Returns do not reflect the impact of taxes to shareholders relating to Fund distributions or the redemption of Fund shares.

(c) The Fund's portfolio turnover rate is calculated in accordance with regulatory requirements, without regard to transactions involving short term investments and certain derivatives. If such transactions were included, the Fund's portfolio turnover rate may be higher.

Goldman Sachs Managed Futures Strategy Fund					
Institutional Shares					
Year Ended December 31,					
	2024	2023	2022	2021	2020
<b>Per Share Data</b>					
Net asset value, beginning of year	\$ 9.82	\$ 10.22	\$ 10.19	\$ 10.43	\$ 9.87
Net investment income (loss) <sup>(a)</sup>	0.27	0.28	0.05	(0.15)	(0.07)
Net realized and unrealized gain (loss)	(0.76)	(0.67)	2.02	0.66	0.76
Total from investment operations	(0.49)	(0.39)	2.07	0.51	0.69
Distributions to shareholders from net investment income	—	(0.01)	(1.19)	(0.06)	—
Distributions to shareholders from net realized gains	—	—	(0.85)	(0.69)	(0.13)
Total distributions	—	(0.01)	(2.04)	(0.75)	(0.13)
Net asset value, end of year	\$ 9.33	\$ 9.82	\$ 10.22	\$ 10.19	\$ 10.43
<b>Total Return<sup>(b)</sup></b>	<b>(4.99)%</b>	<b>(3.80)%</b>	<b>20.59%</b>	<b>4.99%</b>	<b>6.95%</b>
Net assets, end of year (in 000's)	\$45,244	\$60,221	\$140,429	\$51,494	\$49,052
Ratio of net expenses to average net assets	1.12%	1.06%	1.20%	1.46%	1.07%
Ratio of total expenses to average net assets	1.25%	1.21%	1.33%	1.52%	1.24%
Ratio of net investment income (loss) to average net assets	2.78%	2.80%	0.39%	(1.42)%	(0.74)%
Portfolio turnover rate <sup>(c)</sup>	—%	—%	—%	—%	—%

(a) Calculated based on the average shares outstanding methodology.

(b) Assumes investment at the NAV at the beginning of the year; reinvestment of all dividends and distributions, a complete redemption of the investment at the NAV at the end of the year and no sales or redemption charges (if any). Total returns would be reduced if a sales or redemption charge was taken into account. Returns do not reflect the impact of taxes to shareholders relating to Fund distributions or the redemption of Fund shares.

(c) The Fund's portfolio turnover rate is calculated in accordance with regulatory requirements, without regard to transactions involving short term investments and certain derivatives. If such transactions were included, the Fund's portfolio turnover rate may be higher.

	Goldman Sachs Managed Futures Strategy Fund				
	Investor Shares				
	Year Ended December 31,				
	2024	2023	2022	2021	2020
<b>Per Share Data</b>					
Net asset value, beginning of year	\$ 9.68	\$ 10.07	\$ 10.06	\$ 10.32	\$ 9.77
Net investment income (loss) <sup>(a)</sup>	0.26	0.26	0.01	(0.16)	(0.10)
Net realized and unrealized gain (loss)	(0.76)	(0.65)	2.03	0.64	0.78
Total from investment operations	(0.50)	(0.39)	2.04	0.48	0.68
Distributions to shareholders from net investment income	—	—	(1.18)	(0.05)	—
Distributions to shareholders from net realized gains	—	—	(0.85)	(0.69)	(0.13)
Total distributions	—	—	(2.03)	(0.74)	(0.13)
Net asset value, end of year	\$ 9.18	\$ 9.68	\$ 10.07	\$ 10.06	\$ 10.32
<b>Total Return<sup>(b)</sup></b>	<b>(5.17)%</b>	<b>(3.87)%</b>	<b>20.43%</b>	<b>4.83%</b>	<b>6.92%</b>
Net assets, end of year (in 000's)	\$91,519	\$148,544	\$239,660	\$146,008	\$149,762
Ratio of net expenses to average net assets	1.23%	1.18%	1.33%	1.57%	1.22%
Ratio of total expenses to average net assets	1.37%	1.32%	1.46%	1.64%	1.38%
Ratio of net investment income (loss) to average net assets	2.67%	2.69%	0.10%	(1.54)%	(0.96)%
Portfolio turnover rate <sup>(c)</sup>	—%	—%	—%	—%	—%

(a) Calculated based on the average shares outstanding methodology.

(b) Assumes investment at the NAV at the beginning of the year; reinvestment of all dividends and distributions, a complete redemption of the investment at the NAV at the end of the year and no sales or redemption charges (if any). Total returns would be reduced if a sales or redemption charge was taken into account. Returns do not reflect the impact of taxes to shareholders relating to Fund distributions or the redemption of Fund shares.

(c) The Fund's portfolio turnover rate is calculated in accordance with regulatory requirements, without regard to transactions involving short term investments and certain derivatives. If such transactions were included, the Fund's portfolio turnover rate may be higher.

Goldman Sachs Managed Futures Strategy Fund					
Class R6 Shares					
Year Ended December 31,					
	2024	2023	2022	2021	2020
<b>Per Share Data</b>					
Net asset value, beginning of year	\$ 9.83	\$ 10.22	\$ 10.19	\$ 10.44	\$ 9.87
Net investment income (loss) <sup>(a)</sup>	0.27	0.28	0.01	(0.15)	(0.08)
Net realized and unrealized gain (loss)	(0.77)	(0.66)	2.06	0.65	0.78
Total from investment operations	(0.50)	(0.38)	2.07	0.50	0.70
Distributions to shareholders from net investment income	—	(0.01)	(1.19)	(0.06)	—
Distributions to shareholders from net realized gains	—	—	(0.85)	(0.69)	(0.13)
Total distributions	—	(0.01)	(2.04)	(0.75)	(0.13)
Net asset value, end of year	\$ 9.33	\$ 9.83	\$ 10.22	\$ 10.19	\$ 10.44
<b>Total Return<sup>(b)</sup></b>	(5.09)%	(3.68)%	20.47%	5.00%	7.05%
Net assets, end of year (in 000's)	\$48,418	\$57,814	\$65,653	\$57,900	\$55,439
Ratio of net expenses to average net assets	1.11%	1.06%	1.20%	1.45%	1.08%
Ratio of total expenses to average net assets	1.24%	1.20%	1.33%	1.51%	1.24%
Ratio of net investment income (loss) to average net assets	2.79%	2.81%	0.07%	(1.41)%	(0.79)%
Portfolio turnover rate <sup>(c)</sup>	—%	—%	—%	—%	—%

(a) Calculated based on the average shares outstanding methodology.

(b) Assumes investment at the NAV at the beginning of the year; reinvestment of all dividends and distributions, a complete redemption of the investment at the NAV at the end of the year and no sales or redemption charges (if any). Total returns would be reduced if a sales or redemption charge was taken into account. Returns do not reflect the impact of taxes to shareholders relating to Fund distributions or the redemption of Fund shares.

(c) The Fund's portfolio turnover rate is calculated in accordance with regulatory requirements, without regard to transactions involving short term investments and certain derivatives. If such transactions were included, the Fund's portfolio turnover rate may be higher.



	Goldman Sachs Managed Futures Strategy Fund				
	Class R Shares				
	Year Ended December 31,				
	2024	2023	2022	2021	2020
<b>Per Share Data</b>					
Net asset value, beginning of year	\$ 9.13	\$ 9.54	\$ 9.64	\$ 9.92	\$ 9.45
Net investment income (loss) <sup>(a)</sup>	0.20	0.20	(0.04)	(0.21)	(0.13)
Net realized and unrealized gain (loss)	(0.71)	(0.61)	1.93	0.62	0.73
Total from investment operations	(0.51)	(0.41)	1.89	0.41	0.60
Distributions to shareholders from net investment income	—	—	(1.14)	—	—
Distributions to shareholders from net realized gains	—	—	(0.85)	(0.69)	(0.13)
Total distributions	—	—	(1.99)	(0.69)	(0.13)
Net asset value, end of year	\$ 8.62	\$ 9.13	\$ 9.54	\$ 9.64	\$ 9.92
<b>Total Return<sup>(b)</sup></b>	<b>(5.59)%</b>	<b>(4.30)%</b>	<b>19.77%</b>	<b>4.33%</b>	<b>6.30%</b>
Net assets, end of year (in 000's)	\$ 516	\$ 558	\$ 856	\$ 451	\$ 504
Ratio of net expenses to average net assets	1.73%	1.68%	1.83%	2.08%	1.72%
Ratio of total expenses to average net assets	1.87%	1.82%	1.96%	2.14%	1.87%
Ratio of net investment income (loss) to average net assets	2.17%	2.18%	(0.36)%	(2.04)%	(1.41)%
Portfolio turnover rate <sup>(c)</sup>	—%	—%	—%	—%	—%

(a) Calculated based on the average shares outstanding methodology.

(b) Assumes investment at the NAV at the beginning of the year; reinvestment of all dividends and distributions, a complete redemption of the investment at the NAV at the end of the year and no sales or redemption charges (if any). Total returns would be reduced if a sales or redemption charge was taken into account. Returns do not reflect the impact of taxes to shareholders relating to Fund distributions or the redemption of Fund shares.

(c) The Fund's portfolio turnover rate is calculated in accordance with regulatory requirements, without regard to transactions involving short term investments and certain derivatives. If such transactions were included, the Fund's portfolio turnover rate may be higher.

## Appendix C

# Additional Information About Sales Charge Variations, Waivers and Discounts

The availability of certain sales charge variations, waivers and discounts will depend on whether you purchase your shares directly from the Fund or through an Intermediary. Intermediaries may impose different sales charges and have unique policies and procedures regarding the availability of sales charge waivers and/or discounts (including based on account type), which differ from those described in the Prospectus and are disclosed below. All sales charges and sales charge variations, waivers and discounts available to investors, other than those set forth below, are described in the Prospectus. To the extent an Intermediary notifies the Investment Adviser or Distributor of its intention to impose sales charges or have sales charge waivers and/or discounts that differ from those described in the Prospectus, such information provided by that Intermediary will be disclosed in this Appendix.

**In all instances, it is your responsibility to notify your Intermediary at the time of purchase of any relationship or other facts qualifying you for sales charge waivers or discounts. Please contact your Intermediary with questions regarding your eligibility for applicable sales charge variations, waivers and discounts or for additional information regarding your Intermediary's policies for implementing particular sales charge variations, waivers and discounts. For waivers and discounts not available through a particular Intermediary, shareholders will have to purchase shares directly from the Fund or through another Intermediary to receive these waivers or discounts.**

In addition to different sales charge variations, waivers and discounts, Intermediaries may have different share class exchange privileges that vary from those described in the Prospectus. You should contact your Intermediary to understand the exchange privileges available to you.

The information provided below for a particular Intermediary is reproduced based on information provided by that Intermediary. An Intermediary's administration and implementation of its particular policies with respect to any variations, waivers and/or discounts is neither supervised nor verified by the Funds, the Investment Adviser or the Distributor.

### MERRILL LYNCH

Purchases or sales of front-end (i.e. Class A) or level-load (i.e., Class C) mutual fund shares through a Merrill platform or account will be eligible only for the following sales load waivers (front-end, contingent deferred, or back-end waivers) and discounts, which differ from those disclosed elsewhere in this Fund's prospectus. Purchasers will have to buy mutual fund shares directly from the mutual fund company or through another intermediary to be eligible for waivers or discounts not listed below.

It is the client's responsibility to notify Merrill at the time of purchase or sale of any relationship or other facts that qualify the transaction for a waiver or discount. A Merrill representative may ask for reasonable documentation of such facts and Merrill may condition the granting of a waiver or discount on the timely receipt of such documentation.

Additional information on waivers and discounts is available in the Merrill Sales Load Waiver and Discounts Supplement (the "Merrill SLWD Supplement") and in the Mutual Fund Investing at Merrill pamphlet at [ml.com/funds](http://ml.com/funds) (the referenced Merrill documents and website do not form a part of this prospectus). Clients are encouraged to review these documents and speak with their financial advisor to determine whether a transaction is eligible for a waiver or discount.

#### Front-end Load Waivers Available at Merrill

- Shares of mutual funds available for purchase by employer-sponsored retirement, deferred compensation, and employee benefit plans (including health savings accounts) and trusts used to fund those plans provided the shares are not held in a commission-based brokerage account and shares are held for the benefit of the plan. For purposes of this provision, employer-sponsored retirement plans do not include SEP IRAs, Simple IRAs, SAR-SEPs or Keogh plans
- Shares purchased through a Merrill investment advisory program
- Brokerage class shares exchanged from advisory class shares due to the holdings moving from a Merrill investment advisory program to a Merrill brokerage account
- Shares purchased through the Merrill Edge Self-Directed platform
- Shares purchased through the systematic reinvestment of capital gains distributions and dividend reinvestment when purchasing shares of the same mutual fund in the same account
- Shares exchanged from level-load shares to front-end load shares of the same mutual fund in accordance with the description in the Merrill SLWD Supplement
- Shares purchased by eligible employees of Merrill or its affiliates and their family members who purchase shares in accounts within the employee's Merrill Household (as defined in the Merrill SLWD Supplement)
- Shares purchased by eligible persons associated with the fund as defined in this prospectus (e.g. the fund's officers or trustees)

- Shares purchased from the proceeds of a mutual fund redemption in front-end load shares provided (1) the repurchase is in a mutual fund within the same fund family; (2) the repurchase occurs within 90 calendar days from the redemption trade date, and (3) the redemption and purchase occur in the same account (known as Rights of Reinstatement). Automated transactions (i.e. systematic purchases and withdrawals) and purchases made after shares are automatically sold to pay Merrill's account maintenance fees are not eligible for Rights of Reinstatement

#### Contingent Deferred Sales Charge ("CDSC") Waivers on Front-end, Back-end, and Level Load Shares Available at Merrill

- Shares sold due to the client's death or disability (as defined by Internal Revenue Code Section 22e(3))
- Shares sold pursuant to a systematic withdrawal program subject to Merrill's maximum systematic withdrawal limits as described in the Merrill SLWD Supplement
- Shares sold due to return of excess contributions from an IRA account
- Shares sold as part of a required minimum distribution for IRA and retirement accounts due to the investor reaching the qualified age based on applicable IRS regulation
- Front-end or level-load shares held in commission-based, non-taxable retirement brokerage accounts (e.g. traditional, Roth, rollover, SEP IRAs, Simple IRAs, SAR-SEPs or Keogh plans) that are transferred to fee-based accounts or platforms and exchanged for a lower cost share class of the same mutual fund

#### Front-end Load Discounts Available at Merrill: Breakpoints, Rights of Accumulation & Letters of Intent

- Breakpoint discounts, as described in this prospectus, where the sales load is at or below the maximum sales load that Merrill permits to be assessed to a front-end load purchase, as described in the Merrill SLWD Supplement
- Rights of Accumulation (ROA), as described in the Merrill SLWD Supplement, which entitle clients to breakpoint discounts based on the aggregated holdings of mutual fund family assets held in accounts in their Merrill Household
- Letters of Intent (LOI), which allow for breakpoint discounts on eligible new purchases based on anticipated future eligible purchases within a fund family at Merrill, in accounts within your Merrill Household, as further described in the Merrill SLWD Supplement

### AMERIPRISE FINANCIAL

#### Front-end sales charge reductions on Class A shares purchased through Ameriprise Financial

Shareholders purchasing Class A shares of the fund through an Ameriprise Financial platform or account are eligible only for the following sales charge reductions, which may differ from those disclosed elsewhere in this prospectus or the SAI. Such shareholders can reduce their initial sales charge on the purchase of Class A shares as follows:

- *Transaction size breakpoints*, as described in this prospectus or the SAI.
- *Rights of accumulation (ROA)*, as described in this prospectus or the SAI.
- *Letter of intent*, as described in this prospectus or the SAI.

#### Front-end sales charge waivers on Class A shares purchased through Ameriprise Financial

Shareholders purchasing Class A shares of the fund through an Ameriprise Financial platform or account are eligible only for the following sales charge waivers, which may differ from those disclosed elsewhere in this prospectus or the SAI. Such shareholders may purchase Class A shares at NAV without payment of a sales charge as follows:

- Shares purchased by employer-sponsored retirement plans (e.g., 401(k) plans, 457 plans, employer-sponsored 403(b) plans, profit sharing and money purchase pension plans and defined benefit plans). For purposes of this provision, employer-sponsored retirement plans do not include SEP IRAs, Simple IRAs or SAR-SEPs.
- Shares purchased through reinvestment of capital gains and dividend reinvestment when purchasing shares of the same fund (but not any other fund within the same fund family).
- Shares exchanged from Class C shares of the same fund in the month of or following the seven-year anniversary of the purchase date. To the extent that this prospectus elsewhere provides for a waiver with respect to such shares following a shorter holding period, that waiver will apply to exchanges following such shorter period. To the extent that this prospectus elsewhere provides for a waiver with respect to exchanges of Class C shares for load waived shares, that waiver will also apply to such exchanges.
- Shares purchased by employees and registered representatives of Ameriprise Financial or its affiliates and their immediate family members.
- Shares purchased by or through qualified accounts (including IRAs, Coverdell Education Savings Accounts, 401(k)s, 403(b) TSCAs subject to ERISA and defined benefit plans) that are held by a covered family member, defined as an Ameriprise Financial advisor and/or the advisor's spouse, advisor's lineal ascendant (mother, father, grandmother, grandfather, great grandmother, great grandfather), advisor's lineal descendant (son, step-son, daughter, step-daughter, grandson, granddaughter, great grandson, great granddaughter) or any spouse of a covered family member who is a lineal descendant.

- Shares purchased from the proceeds of redemptions within the same fund family, provided (1) the repurchase occurs within 90 days following the redemption, (2) the redemption and purchase occur in the same account, and (3) redeemed shares were subject to a front-end or deferred sales load (i.e. Rights of Reinstatement).

#### CDSC waivers on Class A and C shares purchased through Ameriprise Financial

Fund shares purchased through an Ameriprise Financial platform or account are eligible only for the following CDSC waivers, which may differ from those disclosed elsewhere in this prospectus or the SAI:

- Redemptions due to death or disability of the shareholder.
- Shares sold as part of a systematic withdrawal plan as described in this prospectus or the SAI.
- Redemptions made in connection with a return of excess contributions from an IRA account.
- Shares purchased through a Right of Reinstatement (as defined above).
- Redemptions made as part of a required minimum distribution for IRA and retirement accounts pursuant to the Internal Revenue Code.

#### MORGAN STANLEY WEALTH MANAGEMENT

Effective July 1, 2018, shareholders purchasing Fund shares through a Morgan Stanley Wealth Management transactional brokerage account will be eligible only for the following front-end sales charge waivers with respect to Class A shares, which may differ from and may be more limited than those disclosed elsewhere in this Fund's Prospectus or SAI.

#### Front-End Sales Charge Waivers on Class A Shares Available at Morgan Stanley Wealth Management

- Employer-sponsored retirement plans (e.g., 401(k) plans, 457 plans, employer-sponsored 403(b) plans, profit sharing and money purchase pension plans and defined benefit plans). For purposes of this provision, employer-sponsored retirement plans do not include SEP IRAs, Simple IRAs, SAR-SEPs or Keogh plans
- Morgan Stanley employee and employee-related accounts according to Morgan Stanley's account linking rules
- Shares purchased through reinvestment of dividends and capital gains distributions when purchasing shares of the same fund
- Shares purchased through a Morgan Stanley self-directed brokerage account
- Class C (i.e., level-load) shares that are no longer subject to a contingent deferred sales charge and are converted to Class A shares of the same fund pursuant to Morgan Stanley Wealth Management's share class conversion program
- Shares purchased from the proceeds of redemptions within the same fund family, provided (i) the repurchase occurs within 90 days following the redemption, (ii) the redemption and purchase occur in the same account, and (iii) redeemed shares were subject to a front-end or deferred sales charge.

#### RAYMOND JAMES & ASSOCIATES, INC., RAYMOND JAMES FINANCIAL SERVICES, INC. AND EACH ENTITY'S AFFILIATES ("RAYMOND JAMES")

Effective March 1, 2019, shareholders purchasing Fund shares through a Raymond James platform or account, or through an introducing broker-dealer or independent registered investment adviser for which Raymond James provides trade execution, clearance, and/or custody services, will be eligible only for the following load waivers (front-end sales charge waivers and contingent deferred, or back-end, sales charge waivers) and discounts, which may differ from those disclosed elsewhere in this Fund's Prospectus or SAI.

#### Front-End Sales Load Waivers on Class A Shares Available at Raymond James

- Shares purchased in an investment advisory program.
- Shares purchased within the same fund family through a systematic reinvestment of capital gains and dividend distributions.
- Employees and registered representatives of Raymond James or its affiliates and their family members as designated by Raymond James.
- Shares purchased from the proceeds of redemptions within the same fund family, provided (1) the repurchase occurs within 90 days following the redemption, (2) the redemption and purchase occur in the same account, and (3) redeemed shares were subject to a front-end or deferred sales load (known as Rights of Reinstatement).
- A Shareholder in the Fund's Class C shares will have their shares converted at net asset value to Class A shares (or the appropriate share class) of the Fund if the shares are no longer subject to a CDSC and the conversion is in line with the policies and procedures of Raymond James.

#### CDSC Waivers on Class A and Class C Shares Available at Raymond James

- Death or disability of the shareholder.
- Shares sold as part of a systematic withdrawal plan as described in the Fund's Prospectus.
- Return of excess contributions from an IRA Account.

- Shares sold as part of a required minimum distribution for IRA and retirement accounts due to the shareholder reaching the qualified age based on applicable IRS regulations as described in the Fund's Prospectus.
- Shares sold to pay Raymond James fees but only if the transaction is initiated by Raymond James.
- Shares acquired through a Right of Reinstatement.

#### Front-End Load Discounts Available at Raymond James: Breakpoints, Rights of Accumulation, and/or Letters of Intent

- Breakpoints as described in this Prospectus.
- Rights of accumulation which entitle shareholders to breakpoint discounts will be automatically calculated based on the aggregated holding of fund family assets held by accounts within the purchaser's household at Raymond James. Eligible fund family assets not held at Raymond James may be included in the calculation of rights of accumulation only if the shareholder notifies his or her financial advisor about such assets.
- Letters of intent which allow for breakpoint discounts based on anticipated purchases within a fund family, over a 13-month time period. Eligible fund family assets not held at Raymond James may be included in the calculation of letters of intent only if the shareholder notifies his or her financial advisor about such assets.

#### JANNEY MONTGOMERY SCOTT LLC

Effective May 1, 2020, if you purchase Fund shares through a Janney Montgomery Scott LLC ("Janney") brokerage account, you will be eligible for the following load waivers (front-end sales charge waivers and contingent deferred sales charge ("CDSC"), or back-end sales charge, waivers) and discounts, which may differ from those disclosed elsewhere in the Prospectus or SAI.

#### Front-End Sales Charge\* Waivers on Class A Shares Available at Janney

- Shares purchased through reinvestment of capital gains distributions and dividend reinvestment when purchasing shares of the same fund (but not any other fund within the fund family).
- Shares purchased by employees and registered representatives of Janney or its affiliates and their family members as designated by Janney.
- Shares purchased from the proceeds of redemptions within the same fund family, provided (1) the repurchase occurs within ninety (90) days following the redemption, (2) the redemption and purchase occur in the same account, and (3) redeemed shares were subject to a front-end or deferred sales load (*i.e.*, right of reinstatement).
- Employer-sponsored retirement plans (*e.g.*, 401(k) plans, 457 plans, employer-sponsored 403(b) plans, profit sharing and money purchase pension plans and defined benefit plans). For purposes of this provision, employer-sponsored retirement plans do not include SEP IRAs, Simple IRAs, SAR-SEPs or Keogh plans.
- Shares acquired through a right of reinstatement.
- Class C Shares that are no longer subject to a contingent deferred sales charge and are converted to Class A Shares of the same fund pursuant to Janney's policies and procedures.

#### CDSC Waivers on Class A and C Shares Available at Janney

- Shares sold upon the death or disability of the shareholder.
- Shares sold as part of a systematic withdrawal plan as described in the Prospectus.
- Shares purchased in connection with a return of excess contributions from an IRA account.
- Shares sold as part of a required minimum distribution for IRA and other retirement accounts due to the shareholder reaching age 70 as described in the Prospectus.
- Shares sold to pay Janney fees but only if the transaction is initiated by Janney.
- Shares acquired through a right of reinstatement.
- Shares exchanged into the same share class of a different fund.

#### Front-End Sales Charge\* Discounts Available at Janney: Breakpoints, Rights of Accumulation, and/or Letters of Intent

- Breakpoints as described in the Prospectus.
- Rights of accumulation ("ROA"), which entitle shareholders to breakpoint discounts, will be automatically calculated based on the aggregated holding of fund family assets held by accounts within the purchaser's household at Janney. Eligible fund family assets not held at Janney may be included in the ROA calculation only if the shareholder notifies his or her financial advisor about such assets.
- Letters of intent which allow for breakpoint discounts based on anticipated purchases within a fund family, over a 13-month time period. Eligible fund family assets not held at Janney may be included in the calculation of letters of intent only if the shareholder notifies his or her financial advisor about such assets.

\* Also referred to as an "initial sales charge."

## Policies Regarding Transactions Through Edward Jones

The following information has been provided by Edward Jones:

Effective on or after August 16, 2024, the following information supersedes prior information with respect to transactions and positions held in fund shares through an Edward Jones system. Clients of Edward Jones (also referred to as "shareholders") purchasing fund shares on the Edward Jones commission and fee-based platforms are eligible only for the following sales charge discounts (also referred to as "breakpoints") and waivers, which can differ from discounts and waivers described elsewhere in the mutual fund prospectus or statement of additional information ("SAI") or through another broker-dealer. In all instances, it is the shareholder's responsibility to inform Edward Jones at the time of purchase of any relationship, holdings of Goldman Sachs Funds, or other facts qualifying the purchaser for discounts or waivers. Edward Jones can ask for documentation of such circumstance. Shareholders should contact Edward Jones if they have questions regarding their eligibility for these discounts and waivers.

### Breakpoints

- Breakpoint pricing, otherwise known as volume pricing, at dollar thresholds as described in the prospectus.

### Rights of Accumulation ("ROA")

- The applicable sales charge on a purchase of Class A shares is determined by taking into account all share classes (except certain money market funds and any assets held in group retirement plans) of Goldman Sachs Funds held by the shareholder or in an account grouped by Edward Jones with other accounts for the purpose of providing certain pricing considerations ("pricing groups"). If grouping assets as a shareholder, this includes all share classes held on the Edward Jones platform and/or held on another platform. The inclusion of eligible fund family assets in the ROA calculation is dependent on the shareholder notifying Edward Jones of such assets at the time of calculation. Money market funds are included only if such shares were sold with a sales charge at the time of purchase or acquired in exchange for shares purchased with a sales charge.
- The employer maintaining a SEP IRA plan and/or SIMPLE IRA plan may elect to establish or change ROA for the IRA accounts associated with the plan to a plan-level grouping as opposed to including all share classes at a shareholder or pricing group level.
- ROA is determined by calculating the higher of cost minus redemptions or market value (current shares x NAV).

### Letter of Intent ("LOI")

- Through a LOI, shareholders can receive the sales charge and breakpoint discounts for purchases shareholders intend to make over a 13-month period from the date Edward Jones receives the LOI. The LOI is determined by calculating the higher of cost or market value of qualifying holdings at LOI initiation in combination with the value that the shareholder intends to buy over a 13-month period to calculate the front-end sales charge and any breakpoint discounts. Each purchase the shareholder makes during that 13-month period will receive the sales charge and breakpoint discount that applies to the total amount. The inclusion of eligible fund family assets in the LOI calculation is dependent on the shareholder notifying Edward Jones of such assets at the time of calculation. Purchases made before the LOI is received by Edward Jones are not adjusted under the LOI and will not reduce the sales charge previously paid. Sales charges will be adjusted if LOI is not met.
- If the employer maintaining a SEP IRA plan and/or SIMPLE IRA plan has elected to establish or change ROA for the IRA accounts associated with the plan to a plan-level grouping, LOIs will also be at the plan-level and may only be established by the employer.

### Sales Charge Waivers

Sales charges are waived for the following shareholders and in the following situations:

- Associates of Edward Jones and its affiliates and other accounts in the same pricing group (as determined by Edward Jones under its policies and procedures) as the associate. This waiver will continue for the remainder of the associate's life if the associate retires from Edward Jones in good-standing and remains in good standing pursuant to Edward Jones' policies and procedures.
- Shares purchased in an Edward Jones fee-based program.
- Shares purchased through reinvestment of capital gains distributions and dividend reinvestment.
- Shares purchased from the proceeds of redeemed shares of the same fund family so long as the following conditions are met: the proceeds are from the sale of shares within 60 days of the purchase, the sale and purchase are made from a share class that charges a front load and one of the following ("Right of Reinstatement"):
  - The redemption and repurchase occur in the same account.
  - The redemption proceeds are used to process an: IRA contribution, excess contributions, conversion, recharacterizing of contributions, or distribution, and the repurchase is done in an account within the same Edward Jones grouping for ROA.



- The Right of Reinstatement excludes systematic or automatic transactions including, but not limited to, purchases made through payroll deductions, liquidations to cover account fees, and reinvestments from non-mutual fund products.
- Shares exchanged into Class A shares from another share class so long as the exchange is into the same fund and was initiated at the discretion of Edward Jones. Edward Jones is responsible for any remaining CDSC due to the fund company, if applicable. Any future purchases are subject to the applicable sales charge as disclosed in the prospectus.
- Exchanges from Class C shares to Class A shares of the same fund, generally, in the 84th month following the anniversary of the purchase date or earlier at the discretion of Edward Jones.

### Contingent Deferred Sales Charge ("CDSC") Waivers

If the shareholder purchases shares that are subject to a CDSC and those shares are redeemed before the CDSC is expired, the shareholder is responsible to pay the CDSC except in the following conditions:

- The death or disability of the shareholder.
- Systematic withdrawals with up to 10% per year of the account value.
- Return of excess contributions from an Individual Retirement Account (IRA).
- Shares redeemed as part of a required minimum distribution for IRA and retirement accounts if the redemption is taken in or after the year the shareholder reaches qualified age based on applicable IRS regulations.
- Shares redeemed to pay Edward Jones fees or costs in such cases where the transaction is initiated by Edward Jones.
- Shares exchanged in an Edward Jones fee-based program.
- Shares acquired through NAV reinstatement.
- Shares redeemed at the discretion of Edward Jones for Minimum Balances, as described below.

### Other Important Information Regarding Transactions Through Edward Jones

#### Minimum Purchase Amounts

- Initial purchase minimum: \$250
- Subsequent purchase minimum: none

#### Minimum Balances

- Edward Jones has the right to redeem at its discretion fund holdings with a balance of \$250 or less. The following are examples of accounts that are not included in this policy:
  - A fee-based account held on an Edward Jones platform
  - A 529 account held on an Edward Jones platform
  - An account with an active systematic investment plan or LOI

#### Exchanging Share Classes

- At any time it deems necessary, Edward Jones has the authority to exchange at NAV a shareholder's holdings in a fund to Class A shares of the same fund.

### OPPENHEIMER & CO. INC.

Effective May 1, 2020, shareholders purchasing Fund shares through an Oppenheimer & Co. Inc. ("OPCO") platform or account are eligible only for the following load waivers (front-end sales charge waivers and contingent deferred, or back-end, sales charge waivers) and discounts, which may differ from those disclosed elsewhere in this Fund's prospectus or SAI.

#### Front-end Sales Load Waivers on Class A Shares available at OPCO

- Employer-sponsored retirement, deferred compensation and employee benefit plans (including health savings accounts) and trusts used to fund those plans, provided that the shares are not held in a commission-based brokerage account and shares are held for the benefit of the plan
- Shares purchased by or through a 529 Plan
- Shares purchased through a OPCO affiliated investment advisory program
- Shares purchased through reinvestment of capital gains distributions and dividend reinvestment when purchasing shares of the same fund (but not any other fund within the fund family)
- Shares purchased from the proceeds of redemptions within the same fund family, provided (1) the repurchase occurs within 90 days following the redemption, (2) the redemption and purchase occur in the same account, and (3) redeemed shares were subject to a front-end or deferred sales load (known as Rights of Restatement).
- A shareholder in the Fund's Class C shares will have their shares converted at net asset value to Class A shares (or the appropriate share class) of the Fund if the shares are no longer subject to a CDSC and the conversion is in line with the policies and procedures of OPCO

- Employees and registered representatives of OPCO or its affiliates and their family members
- Directors or Trustees of the Fund, and employees of the Fund's investment adviser or any of its affiliates, as described in this prospectus

#### CDSC Waivers on Class A and C Shares available at OPCO

- Death or disability of the shareholder
- Shares sold as part of a systematic withdrawal plan as described in the Fund's prospectus
- Return of excess contributions from an IRA Account
- Shares sold as part of a required minimum distribution for IRA and retirement accounts due to the shareholder reaching the qualified age based on applicable IRS regulations as described in the prospectus
- Shares sold to pay OPCO fees but only if the transaction is initiated by OPCO
- Shares acquired through a right of reinstatement

#### Front-end load Discounts Available at OPCO: Breakpoints, Rights of Accumulation & Letters of Intent

- Breakpoints as described in this prospectus.
- Rights of Accumulation (ROA) which entitle shareholders to breakpoint discounts will be automatically calculated based on the aggregated holding of fund family assets held by accounts within the purchaser's household at OPCO. Eligible fund family assets not held at OPCO may be included in the ROA calculation only if the shareholder notifies his or her financial advisor about such assets.

#### ROBERT W. BAIRD & CO. ("BAIRD")

Effective June 15, 2020, shareholders purchasing Fund shares through a Baird platform or account will only be eligible for the following sales charge waivers (front-end sales charge waivers and CDSC waivers) and discounts, which may differ from those disclosed elsewhere in this prospectus or the SAI

#### Front-End Sales Charge Waivers on Class A Shares Available at Baird

- Shares purchased through reinvestment of capital gains distributions and dividend reinvestment when purchasing share of the same fund
- Share purchase by employees and registers representatives of Baird or its affiliate and their family members as designated by Baird
- Shares purchase from the proceeds of redemptions within the same fund family, provided (1) the repurchase occurs within 90 days following the redemption, (2) the redemption and purchase occur in the same accounts, and (3) redeemed shares were subject to a front-end or deferred sales charge (known as rights of reinstatement)
- A shareholder in the Funds Class C shares will have their shares converted at net asset value to Class A shares of the fund if the shares are no longer subject to CDSC and the conversion is in line with the policies and procedures of Baird
- Employer-sponsored retirement plans or charitable accounts in a transactional brokerage account at Baird, including 401(k) plans, 457 plans, employer-sponsored 403(b) plans, profit sharing and money purchase pension plans and defined benefit plans. For purposes of this provision, employer-sponsored retirement plans do not include SEP IRAs, Simple IRAs or SAR-SEPs

#### CDSC Waivers on Class A and C Shares Available at Baird

- Shares sold due to death or disability of the shareholder
- Shares sold as part of a systematic withdrawal plan as described in the Fund's Prospectus
- Shares bought due to returns of excess contributions from an IRA Account
- Shares sold as part of a required minimum distribution for IRA and retirement accounts due to the shareholder reaching age 72 as described in the Fund's prospectus
- Shares sold to pay Baird fees but only if the transaction is initiated by Baird
- Shares acquired through a right of reinstatement

#### Front-End Sales Charge Discounts Available at Baird: Breakpoints and/or Rights of Accumulations

- Breakpoints as described in this prospectus
- Rights of accumulations which entitles shareholders to breakpoint discounts will be automatically calculated based on the aggregated holding of fund family assets held by accounts within the purchaser's household at Baird. Eligible fund family assets not held at Baird may be included in the rights of accumulations calculation only if the shareholder notifies his or her financial advisor about such assets
- Letters of Intent (LOI) allow for breakpoint discounts based on anticipated purchases within a fund family through Baird, over a 13-month period of time

**J.P. MORGAN SECURITIES LLC**

- Effective September 29, 2023, if you purchase or hold fund shares through an applicable J.P. Morgan Securities LLC brokerage account, you will be eligible for the following sales charge waivers (front-end sales charge waivers and contingent deferred sales charge (“CDSC”), or back-end sales charge, waivers), share class conversion policy and discounts, which may differ from those disclosed elsewhere in this fund’s prospectus or SAI.

**Front-End Sales Charge Waivers on Class A Shares Available at J.P. Morgan Securities LLC**

- Shares exchanged from Class C (i.e. level-load) shares that are no longer subject to a CDSC and are exchanged into Class A shares of the same fund pursuant to J.P. Morgan Securities LLC’s share class exchange policy.
- Qualified employer-sponsored defined contribution and defined benefit retirement plans, nonqualified deferred compensation plans, other employee benefit plans and trusts used to fund those plans. For purposes of this provision, such plans do not include SEP IRAs, SIMPLE IRAs, SAR-SEPs or 501(c)(3) accounts.
- Shares of funds purchased through J.P. Morgan Securities LLC Self-Directed Investing accounts.
- Shares purchased through rights of reinstatement.
- Shares purchased through reinvestment of capital gains distributions and dividend reinvestment when purchasing shares of the same fund (but not any other fund within the fund family).
- Shares purchased by employees and registered representatives of J.P. Morgan Securities LLC or its affiliates and their spouse or financial dependent as defined by J.P. Morgan Securities LLC.

**Class C to Class A share conversion**

- A shareholder in the fund’s Class C shares will have their shares converted to Class A shares (or the appropriate share class) of the same fund if the shares are no longer subject to a CDSC and the conversion is consistent with J.P. Morgan Securities LLC’s policies and procedures.

**CDSC waivers on Class A and C shares available at J.P. Morgan Securities LLC**

- Shares sold upon the death or disability of the shareholder.
- Shares sold as part of a systematic withdrawal plan as described in the fund’s prospectus.
- Shares purchased in connection with a return of excess contributions from an IRA account.
- Shares sold as part of a required minimum distribution for IRA and retirement accounts pursuant to the Internal Revenue Code.
- Shares acquired through a right of reinstatement.

**Front end load discounts available at J.P. Morgan Securities LLC: breakpoints, rights of accumulation & letters of intent**

- Breakpoints as described in the prospectus.
- Rights of Accumulation (“ROA”) which entitle shareholders to breakpoint discounts as described in the fund’s prospectus will be automatically calculated based on the aggregated holding of fund family assets held by accounts within the purchaser’s household at J.P. Morgan Securities LLC. Eligible fund family assets not held at J.P. Morgan Securities LLC (including 529 program holdings, where applicable) may be included in the ROA calculation only if the shareholder notifies their financial advisor about such assets.
- Letters of Intent (“LOI”) which allow for breakpoint discounts based on anticipated purchases within a fund family, through J.P. Morgan Securities LLC, over a 13-month period of time (if applicable).

**STIFEL, NICOLAUS & COMPANY, INC. (“STIFEL”)**

Effective March 30, 2025, shareholders purchasing or holding Fund shares, including existing fund shareholders, through a Stifel or affiliated platform that provides trade execution, clearance, and/or custody services, will be eligible for the following sales charge load waivers (including front-end sales charge waivers and contingent deferred, or back-end, (CDSC) sales charge waivers) and discounts, which may differ from those disclosed elsewhere in this prospectus or the Fund’s SAI.

**CLASS A SHARES**

As described elsewhere in this prospectus, Stifel may receive compensation out of the front-end sales charge if you purchase Class A shares through Stifel.

## Rights of accumulation

Rights of accumulation (ROA) that entitle shareholders to breakpoint discounts on front-end sales charges will be calculated by Stifel based on the aggregated holding of eligible assets in the Fund held by accounts within the purchaser's household at Stifel. Ineligible assets include Class A Shares of the Goldman Sachs Money Market Funds not assessed a sales charge. Fund assets not held at Stifel may be included in the calculation of ROA only if the shareholder notifies his or her financial advisor about such assets.

The employer maintaining a SEP IRA plan and/or SIMPLE IRA plan may elect to establish or change ROA for the IRA accounts associated with the plan to a plan-level grouping as opposed to including all share classes at a shareholder or pricing group level.

## Front-end sales charge waivers on Class A shares available at Stifel

- Class C shares that have been held for more than seven (7) years may be converted to Class A shares or other front-end share class(es) of the same fund pursuant to Stifel's policies and procedures. To the extent that this prospectus elsewhere provides for a waiver with respect to the exchange or conversion of such shares following a shorter holding period, those provisions shall continue to apply.
- Shares purchased by employees and registered representatives of Stifel or its affiliates and their family members as designated by Stifel.
- Shares purchased in a Stifel fee-based advisory program, often referred to as a "wrap" program.
- Share purchased through reinvestment of capital gains, distributions and dividend reinvestment when purchasing shares of the same or other fund within the fund family.
- Shares purchased from the proceeds of redeemed shares of the fund family so long as the proceeds are from the sale of shares from an account with the same owner/beneficiary within 90 days of the purchase. For the absence of doubt, automated transactions (i.e. systematic purchases, including salary deferral transactions and withdrawals) and purchases made after shares are sold to cover Stifel Nicolaus' account maintenance fees are not eligible for rights of reinstatement.
- Shares from rollovers into Stifel from retirement plans to IRAs.
- Shares exchanged into Class A shares from another share class so long as the exchange is into the same fund and was initiated at the direction of Stifel. Stifel is responsible for any remaining CDSC due to the fund company, if applicable. Any future purchases are subject to the applicable sales charge as disclosed in this prospectus.
- Employer-sponsored retirement plans (e.g., 401(k) plans, 457 plans, employer-sponsored 403(b) plans, profit sharing and money purchase pension plans and defined benefit plans). For purposes of this provision, employer sponsored retirement plans do not include SEP IRAs, Simple IRAs or SAR-SEPs.
- Charitable organizations and foundations, notably 501(c)(3) organizations.

## Contingent Deferred Sales Charges Waivers on Class A and C Shares

- Death or disability of the shareholder.
- Shares sold as part of a systematic withdrawal plan not to exceed 12% annually.
- Return of excess contributions from an IRA Account.
- Shares sold as part of a required minimum distribution for IRA and retirement accounts due to the shareholder reaching the qualified age based on applicable IRS regulations.
- Shares acquired through a right of reinstatement.
- Shares sold to pay Stifel fees or costs in such cases where the transaction is initiated by Stifel.
- Shares exchanged or sold in a Stifel fee-based program.

## Share Class Conversions in Advisory Accounts

- Stifel continually looks to provide our clients with the lowest cost share class available based on account type. Stifel reserves the right to convert shares to the lowest cost share class available at Stifel upon transfer of shares into an advisory program.

[This page intentionally left blank]

[This page intentionally left blank]



# Alternative Funds Prospectus

## FOR MORE INFORMATION

### Annual/Semi-Annual Report

Additional information about the Fund's investments is available in the Fund's annual and semi-annual reports to shareholders and in Form N-CSR. In the Fund's annual reports, you will find a discussion of the market conditions and investment strategies that significantly affected the Fund's performance during the last fiscal year. In Form N-CSR, you will find the Fund's annual and semi-annual financial statements.

### Statement of Additional Information

Additional information about the Fund and its policies is also available in the Fund's SAI. The SAI is incorporated by reference into the Prospectus (*i.e.*, is legally considered part of the Prospectus).

The Fund's annual and semi-annual reports to shareholders, SAI and other information such as the Fund's financial statements are available free upon request by calling Goldman Sachs at 1-800-526-7384. You can also access and download the annual and semi-annual reports, SAI and other information such as the Fund's financial statements, free of charge, at the Fund's website: [dfinview.com/GoldmanSachs](http://dfinview.com/GoldmanSachs).

From time to time, certain announcements and other information regarding the Fund may be found at [am.gs.com](http://am.gs.com) for individual investors and advisers.

To request other information and for shareholder inquiries:

	<u>Institutional &amp; Class R6</u>	<u>Class A, C, Investor &amp; R</u>
■ By telephone:	1-800-621-2550	1-800-526-7384
■ By mail:	Goldman Sachs, 71 South Wacker Drive, Suite 1200 Chicago, IL 60606	Goldman Sachs Funds P.O. Box 219711 Kansas City, MO 64121
■ On the Internet:	SEC EDGAR database – <a href="http://www.sec.gov">http://www.sec.gov</a>	

Other information about the Fund is available on the EDGAR Database on the SEC's website at <http://www.sec.gov>. You may obtain copies of this information, after paying a duplicating fee, by electronic request at the following e-mail address: [publicinfo@sec.gov](mailto:publicinfo@sec.gov).

The Funds' investment company registration number is 811-05349.  
GSAM® is a registered service mark of Goldman Sachs & Co. LLC