

GOLDMAN SACHS TRUST

Supplement dated March 27, 2025

to the current Prospectus for each applicable Goldman Sachs Fund
that offers Class A Shares and/or Class C Shares (each, a “Fund”)

Effective immediately, the following is added at the end of the “Appendix C—Additional Information About Sales Charge Variations, Waivers and Discounts” section of each Fund’s Prospectus:

STIFEL, NICOLAUS & COMPANY, INC. (“Stifel”)

Effective March 30, 2025, shareholders purchasing or holding Fund shares, including existing fund shareholders, through a Stifel or affiliated platform that provides trade execution, clearance, and/or custody services, will be eligible for the following sales charge load waivers (including front-end sales charge waivers and contingent deferred, or back-end, (CDSC) sales charge waivers) and discounts, which may differ from those disclosed elsewhere in this prospectus or the Fund’s SAI.

CLASS A SHARES

As described elsewhere in this prospectus, Stifel may receive compensation out of the front-end sales charge if you purchase Class A shares through Stifel.

Rights of accumulation

Rights of accumulation (ROA) that entitle shareholders to breakpoint discounts on front-end sales charges will be calculated by Stifel based on the aggregated holding of eligible assets in the Fund held by accounts within the purchaser’s household at Stifel. Ineligible assets include Class A Shares of the Goldman Sachs Money Market Funds not assessed a sales charge. Fund assets not held at Stifel may be included in the calculation of ROA only if the shareholder notifies his or her financial advisor about such assets.

The employer maintaining a SEP IRA plan and/or SIMPLE IRA plan may elect to establish or change ROA for the IRA accounts associated with the plan to a plan-level grouping as opposed to including all share classes at a shareholder or pricing group level.

Front-end sales charge waivers on Class A shares available at Stifel

- Class C shares that have been held for more than seven (7) years may be converted to Class A shares or other front-end share class(es) of the same fund pursuant to Stifel’s policies and procedures. To the extent that this prospectus elsewhere provides for a waiver with respect to the exchange or conversion of such shares following a shorter holding period, those provisions shall continue to apply.
- Shares purchased by employees and registered representatives of Stifel or its affiliates and their family members as designated by Stifel.
- Shares purchased in a Stifel fee-based advisory program, often referred to as a “wrap” program.
- Shares purchased through reinvestment of capital gains, distributions and dividend reinvestment when purchasing shares of the same or other fund within the fund family.
- Shares purchased from the proceeds of redeemed shares of the fund family so long as the proceeds are from the sale of shares from an account with the same owner/beneficiary within 90 days of the purchase. For the absence of doubt, automated transactions (i.e. systematic purchases, including salary deferral transactions and withdrawals) and purchases made after shares are sold to cover Stifel Nicolaus’ account maintenance fees are not eligible for rights of reinstatement.
- Shares from rollovers into Stifel from retirement plans to IRAs.
- Shares exchanged into Class A shares from another share class so long as the exchange is into the same fund and was initiated at the direction of Stifel. Stifel is responsible for any remaining CDSC due to the fund company, if applicable. Any future purchases are subject to the applicable sales charge as disclosed in this prospectus.
- Employer-sponsored retirement plans (e.g., 401(k) plans, 457 plans, employer-sponsored 403(b) plans, profit sharing and money purchase pension plans and defined benefit plans). For purposes of this provision, employer sponsored retirement plans do not include SEP IRAs, Simple IRAs or SAR-SEPs.
- Charitable organizations and foundations, notably 501(c)(3) organizations.

Contingent Deferred Sales Charges Waivers on Class A and C Shares

- Death or disability of the shareholder.
- Shares sold as part of a systematic withdrawal plan not to exceed 12% annually.
- Return of excess contributions from an IRA Account.
- Shares sold as part of a required minimum distribution for IRA and retirement accounts due to the shareholder reaching the qualified age based on applicable IRS regulations.
- Shares acquired through a right of reinstatement.
- Shares sold to pay Stifel fees or costs in such cases where the transaction is initiated by Stifel.
- Shares exchanged or sold in a Stifel fee-based program.

Share Class Conversions in Advisory Accounts

- Stifel continually looks to provide our clients with the lowest cost share class available based on account type. Stifel reserves the right to convert shares to the lowest cost share class available at Stifel upon transfer of shares into an advisory program.

This Supplement should be retained with your Prospectus for future reference.

GOLDMAN SACHS TRUST

Goldman Sachs Single Sector Fixed Income Funds

Class A, Class C, Institutional, Service, Investor, Class R, Class R6 and Class P Shares of the

Goldman Sachs High Yield Fund (the “Fund”)

*Supplement dated March 19, 2025, to the
Summary Prospectuses, Prospectuses and Statement of Additional Information (“SAI”), each dated July 29, 2024,
as supplemented to date*

Effective immediately, Robert Magnuson will no longer serve as a portfolio manager for the Fund. In addition, effective immediately, Benjamin Johnson will begin serving as portfolio manager for the Fund.

Ashish Shah and Aakash Thombre will continue to serve as portfolio managers for the Fund.

Accordingly, effective immediately, the Fund’s disclosures are modified as follows:

All references to Mr. Magnuson in the Summary Prospectuses, Prospectuses and SAI are deleted in their entirety.

The following replaces in its entirety the “Portfolio Managers” subsection of the “Goldman Sachs High Yield Fund—Summary—Portfolio Management” section of the Prospectuses and the “Portfolio Managers” subsection of the “Portfolio Management” section of the Summary Prospectuses:

Portfolio Managers: Ashish Shah, Managing Director, Global Chief Investment Officer of Public Investing, has managed the Fund since 2021; Aakash Thombre, CFA, Managing Director, Global Head of High Yield and Bank Loans, has managed the Fund since 2023; and Benjamin Johnson, CFA, Managing Director, Global Head of Corporate Credit, has managed the Fund since 2025.

The following rows in the table under the “Fixed Income Portfolio Management Team” subsection of the “Service Providers—Fund Managers” section of the Prospectuses are amended to the following:

Name and Title	Fund Responsibility	Years Primarily Responsible	Five Year Employment History
Benjamin Johnson, CFA Managing Director	Portfolio Manager— Investment Grade Credit Fund High Yield Fund	Since 2003 2025	Mr. Johnson is Global Head of Corporate Credit. He joined the Investment Adviser in 1998.
Aakash Thombre, CFA Managing Director, Global Head of High Yield and Bank Loans	Portfolio Manager— High Yield fund High Yield Floating Rate Fund Short Duration High Yield Fund	Since 2023 2023 2019	Mr. Thombre is Global Head of High Yield and Bank Loans. He joined the Investment Adviser in 2007.

This Supplement should be retained with your Summary Prospectuses, Prospectuses and SAI for future reference.

GOLDMAN SACHS TRUST

Goldman Sachs Single Sector Fixed Income Funds

Class A, Class C, Institutional, Service, Investor, Class R, Class R6 and Class P Shares, as applicable, of the

**Goldman Sachs High Yield Fund,
Goldman Sachs High Yield Floating Rate Fund and
Goldman Sachs Short Duration High Yield
(the “Funds”)**

*Supplement dated January 30, 2025, to the
Summary Prospectuses, Prospectuses and Statement of Additional Information (“SAI”), each dated July 29, 2024, as supplemented to date*

Effective immediately, Peter Campo will no longer serve as a portfolio manager for the Funds. In addition, effective immediately, Chris Stadtler will begin serving as portfolio manager for the Goldman Sachs High Yield Floating Rate Fund.

Ashish Shah and Aakash Thombre will continue to serve as portfolio managers for the Funds.

Robert Magnuson will continue to serve as portfolio manager for the Goldman Sachs High Yield Fund.

Michael McGuinness will continue to serve as portfolio manager for the Goldman Sachs Short Duration High Yield Fund.

Accordingly, effective immediately, the Funds’ disclosures are modified as follows:

All references to Mr. Campo in the Summary Prospectuses, Prospectuses and SAI are deleted in their entirety.

The following replaces in its entirety the “Portfolio Managers” subsection of the “Goldman Sachs High Yield Fund—Summary—Portfolio Management” section of the Prospectuses and the “Portfolio Managers” subsection of the “Portfolio Management” section of the Summary Prospectuses:

Portfolio Managers: Robert Magnuson, Managing Director, has managed the Fund since 2014; Ashish Shah, Managing Director, Global Chief Investment Officer of Public Investing, has managed the Fund since 2021; and Aakash Thombre, CFA, Managing Director, Global Head of High Yield and Bank Loans, has managed the Fund since 2023.

The following replaces in its entirety the “Portfolio Managers” subsection of the “Goldman Sachs High Yield Floating Rate Fund—Summary—Portfolio Management” section of the Prospectuses and the “Portfolio Managers” subsection of the “Portfolio Management” section of the Summary Prospectuses:

Portfolio Managers: Ashish Shah, Managing Director, Global Chief Investment Officer of Public Investing, has managed the Fund since 2021; Aakash Thombre, CFA, Managing Director, Global Head of High Yield and Bank Loans, has managed the Fund since 2023; and Chris Stadtler, CFA, Vice President, has managed the Fund since 2025.

The following replaces in its entirety the “Portfolio Managers” subsection of the “Goldman Sachs Short Duration High Yield Fund—Summary—Portfolio Management” section of the Prospectuses and the “Portfolio Managers” subsection of the “Portfolio Management” section of the Summary Prospectuses:

Portfolio Managers: Ashish Shah, Managing Director, Global Co-head and Chief Investment Officer of Public Investing, has managed the Fund since 2019; Aakash Thombre, Managing Director and Global Head of High Yield and Bank Loans, has managed the Fund since 2021; and Michael McGuinness, Managing Director, Head of High Yield and Bank Loans research and a portfolio manager within Global Fixed Income, has managed the Fund since 2019.

The following row is added to the table under the “Fixed Income Portfolio Management Team” subsection of the “Service Providers—Fund Managers” section of the Prospectuses:

Name and Title	Years Primarily Responsible	Five Year Employment History
Chris Stadtler, CFA Vice President	Since 2025	Mr. Stadtler joined the Investment Adviser in 2018. He is a portfolio manager on the Fixed Income and Liquidity Solutions Team.

This Supplement should be retained with your Summary Prospectuses, Prospectuses and SAI for future reference.

GOLDMAN SACHS TRUST

Supplement dated October 10th, 2024
to the current Prospectus for each applicable Goldman Sachs Fund
that offers Class A Shares and/or Class C Shares (each, a “Fund”)

Effective immediately, the following replaces, in its entirety, the section titled “Appendix C—Additional Information About Sales Charge Variations, Waivers and Discounts—Ameriprise Financial” of each Fund’s Prospectus:

AMERIPRISE FINANCIAL

Front-end sales charge reductions on Class A shares purchased through Ameriprise Financial

Shareholders purchasing Class A shares of the fund through an Ameriprise Financial platform or account are eligible only for the following sales charge reductions, which may differ from those disclosed elsewhere in this prospectus or the SAI. Such shareholders can reduce their initial sales charge on the purchase of Class A shares as follows:

- *Transaction size breakpoints*, as described in this prospectus or the SAI.
- *Rights of accumulation (ROA)*, as described in this prospectus or the SAI.
- *Letter of intent*, as described in this prospectus or the SAI.

Front-end sales charge waivers on Class A shares purchased through Ameriprise Financial

Shareholders purchasing Class A shares of the fund through an Ameriprise Financial platform or account are eligible only for the following sales charge waivers, which may differ from those disclosed elsewhere in this prospectus or the SAI. Such shareholders may purchase Class A shares at NAV without payment of a sales charge as follows:

- Shares purchased by employer-sponsored retirement plans (e.g., 401(k) plans, 457 plans, employer-sponsored 403(b) plans, profit sharing and money purchase pension plans and defined benefit plans). For purposes of this provision, employer-sponsored retirement plans do not include SEP IRAs, Simple IRAs or SAR-SEPs.
- Shares purchased through reinvestment of capital gains and dividend reinvestment when purchasing shares of the same fund (but not any other fund within the same fund family).
- Shares exchanged from Class C shares of the same fund in the month of or following the seven-year anniversary of the purchase date. To the extent that this prospectus elsewhere provides for a waiver with respect to such shares following a shorter holding period, that waiver will apply to exchanges following such shorter period. To the extent that this prospectus elsewhere provides for a waiver with respect to exchanges of Class C shares for load waived shares, that waiver will also apply to such exchanges.
- Shares purchased by employees and registered representatives of Ameriprise Financial or its affiliates and their immediate family members.
- Shares purchased by or through qualified accounts (including IRAs, Coverdell Education Savings Accounts, 401(k)s, 403(b) TSCAs subject to ERISA and defined benefit plans) that are held by a covered family member, defined as an Ameriprise Financial advisor and/or the advisor’s spouse, advisor’s lineal ascendant (mother, father, grandmother, grandfather, great grandmother, great grandfather), advisor’s lineal descendant (son, step-son, daughter, step-daughter, grandson, granddaughter, great grandson, great granddaughter) or any spouse of a covered family member who is a lineal descendant.
- Shares purchased from the proceeds of redemptions within the same fund family, provided (1) the repurchase occurs within 90 days following the redemption, (2) the redemption and purchase occur in the same account, and (3) redeemed shares were subject to a front-end or deferred sales load (i.e. Rights of Reinstatement).

CDSC waivers on Class A and C shares purchased through Ameriprise Financial

Fund shares purchased through an Ameriprise Financial platform or account are eligible only for the following CDSC waivers, which may differ from those disclosed elsewhere in this prospectus or the SAI:

- Redemptions due to death or disability of the shareholder.
- Shares sold as part of a systematic withdrawal plan as described in this prospectus or the SAI.
- Redemptions made in connection with a return of excess contributions from an IRA account.
- Shares purchased through a Right of Reinstatement (as defined above).
- Redemptions made as part of a required minimum distribution for IRA and retirement accounts pursuant to the Internal Revenue Code.

This Supplement should be retained with your Prospectus for future reference.

GOLDMAN SACHS TRUST

Supplement dated August 16, 2024
to the current Prospectus for each applicable Goldman Sachs Fund
that offers Class A Shares and/or Class C Shares (each, a “Fund”)

Effective immediately, the following replaces, in its entirety, the section titled “Appendix C—Additional Information About Sales Charge Variations, Waivers and Discounts—EDWARD D. JONES & CO., L.P. (“EDWARD JONES”)” section of each Fund’s Prospectus:

EDWARD D. JONES & CO., L.P. (“EDWARD JONES”)

Policies Regarding Transactions Through Edward Jones

The following information has been provided by Edward Jones:

Effective on or after August 16, 2024, the following information supersedes prior information with respect to transactions and positions held in fund shares through an Edward Jones system. Clients of Edward Jones (also referred to as “shareholders”) purchasing fund shares on the Edward Jones commission and fee-based platforms are eligible only for the following sales charge discounts (also referred to as “breakpoints”) and waivers, which can differ from discounts and waivers described elsewhere in the mutual fund prospectus or statement of additional information (“SAI”) or through another broker-dealer. In all instances, it is the shareholder’s responsibility to inform Edward Jones at the time of purchase of any relationship, holdings of Goldman Sachs Funds, or other facts qualifying the purchaser for discounts or waivers. Edward Jones can ask for documentation of such circumstance. Shareholders should contact Edward Jones if they have questions regarding their eligibility for these discounts and waivers.

Breakpoints

- Breakpoint pricing, otherwise known as volume pricing, at dollar thresholds as described in the prospectus.

Rights of Accumulation (“ROA”)

- The applicable sales charge on a purchase of Class A shares is determined by taking into account all share classes (except certain money market funds and any assets held in group retirement plans) of Goldman Sachs Funds held by the shareholder or in an account grouped by Edward Jones with other accounts for the purpose of providing certain pricing considerations (“pricing groups”). If grouping assets as a shareholder, this includes all share classes held on the Edward Jones platform and/or held on another platform. The inclusion of eligible fund family assets in the ROA calculation is dependent on the shareholder notifying Edward Jones of such assets at the time of calculation. Money market funds are included only if such shares were sold with a sales charge at the time of purchase or acquired in exchange for shares purchased with a sales charge.
- The employer maintaining a SEP IRA plan and/or SIMPLE IRA plan may elect to establish or change ROA for the IRA accounts associated with the plan to a plan-level grouping as opposed to including all share classes at a shareholder or pricing group level.
- ROA is determined by calculating the higher of cost minus redemptions or market value (current shares x NAV).

Letter of Intent (“LOI”)

- Through a LOI, shareholders can receive the sales charge and breakpoint discounts for purchases shareholders intend to make over a 13-month period from the date Edward Jones receives the LOI. The LOI is determined by calculating the higher of cost or market value of qualifying holdings at LOI initiation in combination with the value that the shareholder intends to buy over a 13-month period to calculate the front-end sales charge and any breakpoint discounts. Each purchase the shareholder makes during that 13-month period will receive the sales charge and breakpoint discount that applies to the total amount. The inclusion of eligible fund family assets in the LOI calculation is dependent on the shareholder notifying Edward Jones of such assets at the time of calculation. Purchases made before the LOI is received by Edward Jones are not adjusted under the LOI and will not reduce the sales charge previously paid. Sales charges will be adjusted if LOI is not met.
- If the employer maintaining a SEP IRA plan and/or SIMPLE IRA plan has elected to establish or change ROA for the IRA accounts associated with the plan to a plan-level grouping, LOIs will also be at the plan-level and may only be established by the employer.

Sales Charge Waivers

Sales charges are waived for the following shareholders and in the following situations:

- Associates of Edward Jones and its affiliates and other accounts in the same pricing group (as determined by Edward Jones under its policies and procedures) as the associate. This waiver will continue for the remainder of the associate’s life if the associate retires from Edward Jones in good-standing and remains in good standing pursuant to Edward Jones’ policies and procedures.
- Shares purchased in an Edward Jones fee-based program.
- Shares purchases through reinvestment of capital gains distributions and dividend reinvestment. Shares purchased from the proceeds of redeemed shares of the same fund family so long as the following conditions are met: the proceeds are from the sale of shares within 60 days of the purchase, the sale and purchase are made from a share class that charges a front load and one of the following (“Right of Restatement”):
 - The redemption and repurchase occur in the same account.
 - The redemption proceeds are used to process an: IRA contribution, excess contributions, conversion, recharacterizing of contributions, or distribution, and the repurchase is done in an account within the same Edward Jones grouping for ROA.

The Right of Restatement excludes systematic or automatic transactions including, but not limited to, purchases made through payroll deductions, liquidations to cover account fees, and reinvestments from non-mutual fund products.

- Shares exchanged into Class A shares from another share class so long as the exchange is into the same fund and was initiated at the discretion of Edward Jones. Edward Jones is responsible for any remaining CDSC due to the fund company, if applicable. Any future purchases are subject to the applicable sales charge as disclosed in the prospectus.
- Exchanges from Class C shares to Class A shares of the same fund, generally, in the 84th month following the anniversary of the purchase date or earlier at the discretion of Edward Jones.

Contingent Deferred Sales Charge (“CDSC”) Waivers

If the shareholder purchases shares that are subject to a CDSC and those shares are redeemed before the CDSC is expired, the shareholder is responsible to pay the CDSC except in the following conditions:

- The death or disability of the shareholder.
- Systematic withdrawals with up to 10% per year of the account value.
- Returns of excess contributions from an Individual Retirement Account (IRA).
- Shares redeemed as part of a required minimum distribution for IRA and retirement accounts if the redemption is taken in or after the year the shareholder reaches qualified age based on applicable IRS regulations.
- Shares redeemed to pay Edward Jones fees or costs in such cases where the transaction is initiated by Edward Jones.
- Shares exchanged in an Edward Jones fee-based program.
- Shares acquired through NAV reinstatement.
- Share redeemed at the discretions of Edward Jones for Minimum Balances, as described below.

Other Important Information Regarding Transactions Through Edward Jones

Minimum Purchase Amounts

- Initial purchase minimum: \$250
- Subsequent purchase minimum: none

Minimum Balances

- Edward Jones has the right to redeem at its discretion fund holdings with a balance of \$250 or less. The following are examples of accounts that are not included in this policy:
 - A fee-based account held on an Edward Jones platform
 - A 529 account held on an Edward Jones platform
 - An account with an active systematic investment plan or LOI

Exchanging Share Classes

- At any time it deems necessary, Edward Jones has the authority to exchange at NAV a shareholder’s holdings in a fund to Class A shares of the same fund.

This Supplement should be retained with your Prospectus for future reference.

Prospectus

July 29, 2024

Goldman Sachs | Asset Management

GOLDMAN SACHS SINGLE SECTOR FIXED INCOME FUNDS

- Goldman Sachs Emerging Markets Credit Fund (formerly, Goldman Sachs Local Emerging Markets Debt Fund)
 - Class A Shares: GAMDX
 - Class C Shares: GCMDX
 - Institutional Shares: GIMDX
 - Investor Shares: GLIRX
 - Class R6 Shares: GIMSX
- Goldman Sachs Emerging Markets Debt Fund
 - Class A Shares: GSDAX
 - Class C Shares: GSCDX
 - Institutional Shares: GSDIX
 - Investor Shares: GSIRX
 - Class R6 Shares: GSIUX
- Goldman Sachs High Yield Fund
 - Class A Shares: GSHAX
 - Class C Shares: GSHCX
 - Institutional Shares: GSHIX
 - Service Shares: GSHSX
 - Investor Shares: GSHTX
 - Class R Shares: GSHRX
 - Class R6 Shares: GSHUX
- Goldman Sachs High Yield Floating Rate Fund
 - Class A Shares: GFRAx
 - Class C Shares: GFRCX
 - Institutional Shares: GSFrx
 - Investor Shares: GFRIX
 - Class R Shares: GFRRX
 - Class R6 Shares: GFRSX
- Goldman Sachs Investment Grade Credit Fund
 - Class A Shares: GSGAX
 - Institutional Shares: GSGDX
 - Investor Shares: GTIRX
 - Separate Account Institutional Shares: GSCPX
 - Class R6 Shares: GTIUX
- Goldman Sachs Short Duration High Yield Fund (formerly, Goldman Sachs Long Short Credit Strategies Fund)
 - Class A Shares: GSAUX
 - Class C Shares: GSAVX
 - Institutional Shares: GSAWX
 - Investor Shares: GSAYX
 - Class R6 Shares: GSSAX

THE SECURITIES AND EXCHANGE COMMISSION AND COMMODITY FUTURES TRADING COMMISSION HAVE NOT APPROVED OR DISAPPROVED THESE SECURITIES OR PASSED UPON THE ADEQUACY OF THIS PROSPECTUS. ANY REPRESENTATION TO THE CONTRARY IS A CRIMINAL OFFENSE.

AN INVESTMENT IN A FUND IS NOT A BANK DEPOSIT AND IS NOT INSURED BY THE FEDERAL DEPOSIT INSURANCE CORPORATION OR ANY OTHER GOVERNMENT AGENCY. AN INVESTMENT IN A FUND INVOLVES INVESTMENT RISKS, AND YOU MAY LOSE MONEY IN A FUND.

Table of Contents

Goldman Sachs Emerging Markets Credit Fund—Summary	1
Goldman Sachs Emerging Markets Debt Fund—Summary	7
Goldman Sachs High Yield Fund—Summary	13
Goldman Sachs High Yield Floating Rate Fund—Summary	19
Goldman Sachs Investment Grade Credit Fund—Summary	26
Goldman Sachs Short Duration High Yield Fund—Summary	32
Investment Management Approach	41
Risks of the Funds	51
Service Providers	63
Distributions	68
Shareholder Guide	69
How To Buy Shares	69
How To Sell Shares	79
Taxation	86
Appendix A	
Additional Information on Portfolio Risks, Securities and Techniques	88
Appendix B	
Financial Highlights	106
Appendix C	
Additional Information About Sales Charge Variations, Waivers and Discounts	139

Goldman Sachs Emerging Markets Credit Fund—Summary

INVESTMENT OBJECTIVE

The Goldman Sachs Emerging Markets Credit Fund (the "Fund") seeks total return consisting of income and capital appreciation.

FEES AND EXPENSES OF THE FUND

This table describes the fees and expenses that you may pay if you buy, hold and sell shares of the Fund. **You may pay other fees, such as brokerage commissions and other fees to financial intermediaries, which are not reflected in the table and Example below.** You may qualify for sales charge discounts on purchases of Class A Shares if you invest at least \$100,000 in Goldman Sachs Funds. More information about these and other discounts is available from your financial professional and in "Shareholder Guide—Common Questions Applicable to the Purchase of Class A Shares" beginning on page 75 and in Appendix C—Additional Information About Sales Charge Variations, Waivers and Discounts on page 139 of the Prospectus and "Other Information Regarding Maximum Sales Charge, Purchases, Redemptions, Exchanges and Dividends" beginning on page B-187 of the Fund's Statement of Additional Information ("SAI").

Shareholder Fees

(fees paid directly from your investment)

	Class A	Class C	Institutional	Investor	Class R6
Maximum Sales Charge (Load) Imposed on Purchases (as a percentage of offering price)	4.50%	None	None	None	None
Maximum Deferred Sales Charge (Load) (as a percentage of the lower of original purchase price or sale proceeds) ¹	None	1.00%	None	None	None

Annual Fund Operating Expenses

(expenses that you pay each year as a percentage of the value of your investment)

	Class A	Class C	Institutional	Investor	Class R6
Management Fees	0.80%	0.80%	0.80%	0.80%	0.80%
Distribution and/or Service (12b-1) Fees	0.25%	0.75%	None	None	None
Other Expenses	1.36%	1.61%	1.28%	1.36%	1.27%
Service Fees	None	0.25%	None	None	None
All Other Expenses	1.36%	1.36%	1.28%	1.36%	1.27%
Acquired Fund Fees and Expenses	0.02%	0.02%	0.02%	0.02%	0.02%
Total Annual Fund Operating Expenses²	2.43%	3.18%	2.10%	2.18%	2.09%
Fee Waiver and Expense Limitation ³	(1.29%)	(1.29%)	(1.26%)	(1.29%)	(1.26%)
Total Annual Fund Operating Expenses After Fee Waiver and Expense Limitation	1.14%	1.89%	0.84%	0.89%	0.83%

¹ A contingent deferred sales charge ("CDSC") of 1.00% is imposed on Class C Shares redeemed within 12 months of purchase.

² The "Total Annual Fund Operating Expenses" do not correlate to the ratios of the total expenses to average net assets provided in the Financial Highlights, which reflect the operating expenses of the Fund and do not include "Acquired Fund Fees and Expenses."

³ The Investment Adviser has agreed to (i) waive a portion of its management fee payable by the Fund in an amount equal to any management fees it earns as an investment adviser to the affiliated funds in which the Fund invests; and (ii) reduce or limit "Other Expenses" (excluding acquired fund fees and expenses, transfer agency fees and expenses, service fees, taxes, interest, brokerage fees, expenses of shareholder meetings, litigation and indemnification, and extraordinary expenses) to 0.004% of the Fund's average daily net assets. Additionally, Goldman Sachs & Co. LLC ("Goldman Sachs"), the Fund's transfer agent, has agreed to waive a portion of its transfer agency fee (a component of "Other Expenses") equal to 0.03% as an annual percentage rate of the average daily net assets attributable to Class A, Class C and Investor Shares of the Fund. These arrangements will remain in effect through at least July 29, 2025, and prior to such date, the Investment Adviser and Goldman Sachs may not terminate the arrangements without the approval of the Board of Trustees.

EXPENSE EXAMPLE

This Example is intended to help you compare the cost of investing in the Fund with the cost of investing in other mutual funds.

The Example assumes that you invest \$10,000 in Class A, Class C, Institutional, Investor and/or Class R6 Shares of the Fund for the time periods indicated and then redeem all of your Class A, Class C, Institutional, Investor and/or Class R6 Shares at the end of those periods. The Example also assumes that your investment has a 5% return each year and that the Fund’s operating expenses remain the same (except that the Example incorporates any applicable fee waiver and/or expense limitation arrangements for only the first year). Although your actual costs may be higher or lower, based on these assumptions your costs would be:

	1 Year	3 Years	5 Years	10 Years
Class A Shares	\$561	\$1,055	\$1,576	\$2,998
Class C Shares	\$292	\$860	\$1,552	\$3,396
Institutional Shares	\$86	\$536	\$1,013	\$2,331
Investor Shares	\$91	\$558	\$1,051	\$2,412
Class R6 Shares	\$85	\$533	\$1,008	\$2,320
Class C Shares – Assuming no redemption	\$192	\$860	\$1,552	\$3,396

PORTFOLIO TURNOVER

The Fund pays transaction costs when it buys and sells securities or instruments (*i.e.*, “turns over” its portfolio). A high rate of portfolio turnover may result in increased transaction costs, which must be borne by the Fund and its shareholders, and is also likely to result in higher short-term capital gains for taxable shareholders. These costs are not reflected in the annual fund operating expenses or in the expense example above, but are reflected in the Fund’s performance. The Fund’s portfolio turnover rate for the fiscal year ended March 31, 2024 was 203% of the average value of its portfolio.

PRINCIPAL STRATEGY

The Fund invests, under normal circumstances, at least 80% of its net assets plus any borrowings for investment purposes (measured at the time of purchase) (“Net Assets”) in corporate, quasi-sovereign, and sovereign debt securities and other instruments of issuers in emerging market countries. Such instruments may include exchange-traded funds (“ETFs”), structured securities and other investments with similar economic exposures.

The Fund’s portfolio managers seek to build a portfolio across the emerging markets debt market consistent with the Fund’s overall risk budget. As part of the Investment Adviser’s fundamental investment process, the Investment Adviser may integrate environmental, social and governance (“ESG”) factors alongside traditional fundamental factors. No one factor or consideration is determinative in the fundamental investment process.

Emerging markets debt securities may include (without limitation) fixed and floating rate, senior and subordinated corporate debt obligations (such as bonds, debentures, notes and commercial paper) and collateralized debt and loan obligations.

The Fund may also seek to obtain exposure to fixed income investments through investments in affiliated or unaffiliated investment companies, including ETFs.

The Fund intends to use structured securities and derivative instruments, including but not limited to credit linked notes, financial future contracts, forward contracts and swap contracts to gain exposure to certain countries, currencies, issuers or indices.

The Fund may invest in securities of any credit rating. The countries in which the Fund invests may have sovereign ratings that are below investment grade or are unrated. Moreover, many of the issuers of corporate or other privately issued debt obligations in which the Fund invests will be smaller companies with stock market capitalizations of \$1 billion or less at the time of investment. Securities of these issuers may be rated below investment grade (so-called “high yield” or “junk” bonds) or unrated. Although a majority of the Fund’s assets may be denominated in U.S. Dollars, the Fund may invest in securities denominated in any currency and may be subject to the risk of adverse currency fluctuations.

For purposes of the Fund’s policy to invest at least 80% of its Net Assets in debt securities and other instruments of “emerging market country” issuers, the Investment Adviser may consider classifications by the World Bank, the International Finance Corporation, the United Nations (and its agencies) or the Fund’s benchmark index provider in determining whether a country is emerging or developed. Such countries are likely to be located in Africa, Asia, the Middle East, Eastern and Central Europe and Latin America. An emerging market country issuer is an issuer economically tied to one or more emerging market countries. Quasi-sovereign debt consists of debt securities issued by companies wholly or majority owned by governments or any of their agencies, political subdivisions or instrumentalities and supranational organizations. Sovereign debt consists of debt securities issued by governments or any of their agencies, political subdivisions or instrumentalities.

The Fund may invest up to 20% of its Net Assets in equity and/or equity related securities and corporate, quasi-sovereign and sovereign debt securities and other instruments of issuers in developed market countries. The Fund may also hold significant amounts of U.S. Treasuries, affiliated money market funds and cash.

The Fund’s target duration range under normal interest rate conditions is expected to approximate that of the J.P. Morgan Corporate Emerging Markets Bond Index (CEMBISM)—Broad Diversified (Gross, USD, Unhedged), plus or minus 2 years, and over the last five years ended June 30, 2024, the duration of this index has ranged between 4.0 and 4.7 years. “Duration” is a measure of a debt security’s

price sensitivity to changes in interest rates. The longer the duration of the Fund (or an individual debt security), the more sensitive its market price to changes in interest rates. For example, if market interest rates increase by 1%, the market price of a debt security with a positive duration of 3 years will generally decrease by approximately 3%. Conversely, a 1% decline in market interest rates will generally result in an increase of approximately 3% of that security's market price.

The Investment Adviser measures the Fund's performance against the J.P. Morgan Corporate Emerging Markets Bond Index (CEMBISM)—Broad Diversified (Gross, USD, Unhedged).

THE FUND IS NON-DIVERSIFIED UNDER THE INVESTMENT COMPANY ACT OF 1940, AS AMENDED (THE "INVESTMENT COMPANY ACT"), AND MAY INVEST A LARGER PERCENTAGE OF ITS ASSETS IN FEWER ISSUERS THAN DIVERSIFIED MUTUAL FUNDS.

PRINCIPAL RISKS OF THE FUND

Loss of money is a risk of investing in the Fund. An investment in the Fund is not a bank deposit and is not insured or guaranteed by the Federal Deposit Insurance Corporation ("FDIC") or any government agency. The Fund should not be relied upon as a complete investment program. There can be no assurance that the Fund will achieve its investment objective. Investments in the Fund involve substantial risks which prospective investors should consider carefully before investing. The Fund's principal risks are presented below in alphabetical order, and not in the order of importance or potential exposure.

Call/Prepayment Risk. An issuer could exercise its right to pay principal on an obligation held by the Fund earlier than expected. This may happen when there is a decline in interest rates, when credit spreads change, or when an issuer's credit quality improves. Under these circumstances, the Fund may be unable to recoup all of its initial investment and will also suffer from having to reinvest in lower-yielding securities.

Counterparty Risk. Many of the protections afforded to cleared transactions, such as the security afforded by transacting through a clearing house, might not be available in connection with over-the-counter ("OTC") transactions. Therefore, in those instances in which the Fund enters into uncleared OTC transactions, the Fund will be subject to the risk that its direct counterparty will not perform its obligations under the transactions and that the Fund will sustain losses.

Credit/Default Risk. An issuer or guarantor of fixed income securities or instruments held by the Fund (which may have low credit ratings) may default on its obligation to pay interest and repay principal or default on any other obligation. Additionally, the credit quality of securities or instruments may deteriorate rapidly, which may impair the Fund's liquidity and cause significant deterioration in net asset value ("NAV"). These risks are heightened in market environments where interest rates are rising as well as in connection with the Fund's investments in non-investment grade fixed income securities.

Derivatives Risk. The Fund's use of structured securities and other derivative instruments may result in losses, including due to adverse market movements. These instruments, which may pose risks in addition to and greater than those associated with investing directly in securities, currencies or other assets and instruments, may increase market exposure and be illiquid or less liquid, volatile, difficult to price and leveraged so that small changes in the value of the underlying assets or instruments may produce disproportionate losses to the Fund. Certain derivatives are also subject to counterparty risk, which is the risk that the other party in the transaction will not fulfill its contractual obligations. The use of derivatives is a highly specialized activity that involves investment techniques and risks different from those associated with investments in more traditional securities and instruments.

Foreign and Emerging Countries Risk. Foreign securities may be subject to risk of loss because of more or less foreign government regulation; less public information; less stringent investor protections; less stringent accounting, corporate governance, financial reporting and disclosure standards; and less economic, political and social stability in the countries in which the Fund invests. The imposition of sanctions, exchange controls (including repatriation restrictions), confiscations, trade restrictions (including tariffs) and other government restrictions by the United States and other governments, or from problems in share registration, settlement or custody, may also result in losses. The type and severity of sanctions and other similar measures, including counter sanctions and other retaliatory actions, that may be imposed could vary broadly in scope, and their impact is impossible to predict. For example, the imposition of sanctions and other similar measures could, among other things, cause a decline in the value and/or liquidity of securities issued by the sanctioned country or companies located in or economically tied to the sanctioned country and increase market volatility and disruption in the sanctioned country and throughout the world. Sanctions and other similar measures could limit or prevent the Fund from buying and selling securities (in the sanctioned country and other markets), significantly delay or prevent the settlement of securities transactions, and significantly impact the Fund's liquidity and performance. Foreign risk also involves the risk of negative foreign currency exchange rate fluctuations, which may cause the value of securities denominated in such foreign currency (or other instruments through which the Fund has exposure to foreign currencies) to decline in value. Currency exchange rates may fluctuate significantly over short periods of time. These risks are more pronounced in connection with the Fund's investments in securities of issuers located in, or otherwise economically tied to, emerging countries.

Interest Rate Risk. When interest rates increase, fixed income securities or instruments held by the Fund will generally decline in value. Long-term fixed income securities or instruments will normally have more price volatility because of this risk than short-term fixed income securities or instruments. Changing interest rates may have unpredictable effects on the markets, may result in heightened

market volatility and may detract from Fund performance. In addition, changes in monetary policy may exacerbate the risks associated with changing interest rates. Funds with longer average portfolio durations will generally be more sensitive to changes in interest rates than funds with a shorter average portfolio duration. Fluctuations in interest rates may also affect the liquidity of fixed income securities and instruments held by the Fund.

Large Shareholder Transactions Risk. The Fund may experience adverse effects when certain large shareholders purchase or redeem large amounts of shares of the Fund. Such large shareholder redemptions, which may occur rapidly or unexpectedly, may cause the Fund to sell portfolio securities at times when it would not otherwise do so, which may negatively impact the Fund's NAV and liquidity. Similarly, large Fund share purchases may adversely affect the Fund's performance to the extent that the Fund is delayed in investing new cash or otherwise maintains a larger cash position than it ordinarily would. These transactions may also accelerate the realization of taxable income to shareholders if such sales of investments resulted in gains, and may also increase transaction costs. In addition, a large redemption could result in the Fund's current expenses being allocated over a smaller asset base, leading to an increase in the Fund's expense ratio.

Liquidity Risk. The Fund may make investments that are illiquid or that may become less liquid in response to market developments or adverse investor perceptions. Illiquid investments may be more difficult to value. Liquidity risk may also refer to the risk that the Fund will not be able to pay redemption proceeds within the allowable time period because of unusual market conditions, declining prices of the securities sold, an unusually high volume of redemption requests or other reasons. To meet redemption requests, the Fund may be forced to sell investments at an unfavorable time and/or under unfavorable conditions. Liquidity risk may be the result of, among other things, the reduced number and capacity of traditional market participants to make a market in fixed income securities or the lack of an active market. The potential for liquidity risk may be magnified by a rising interest rate environment or other circumstances where investor redemptions from fixed income funds may be higher than normal, potentially causing increased supply in the market due to selling activity. These risks may be more pronounced in connection with the Fund's investments in securities of issuers located in emerging market countries. Redemptions by large shareholders may have a negative impact on the Fund's liquidity.

Market Risk. The value of the securities in which the Fund invests may go up or down in response to the prospects of individual companies, particular sectors or governments and/or general economic conditions throughout the world due to increasingly interconnected global economies and financial markets. Events such as war, military conflict, acts of terrorism, social unrest, natural disasters, recessions, inflation, rapid interest rate changes, supply chain disruptions, sanctions, the spread of infectious illness or other public health threats could also significantly impact the Fund and its investments.

Non-Diversification Risk. The Fund is non-diversified, meaning that it is permitted to invest a larger percentage of its assets in one or more issuers or in fewer issuers than diversified mutual funds. Thus, the Fund may be more susceptible to adverse developments affecting any single issuer held in its portfolio, and may be more susceptible to greater losses because of these developments.

Non-Investment Grade Fixed Income Securities Risk. Non-investment grade fixed income securities and unrated securities of comparable credit quality (commonly known as "junk bonds") are considered speculative and are subject to the increased risk of an issuer's inability to meet principal and interest payment obligations. These securities may be subject to greater price volatility due to such factors as specific issuer developments, interest rate sensitivity, negative perceptions of the junk bond markets generally and less liquidity.

Other Investment Companies Risk. By investing in other investment companies (including ETFs) indirectly through the Fund, investors will incur a proportionate share of the expenses of the other investment companies held by the Fund (including operating costs and investment management fees) in addition to the fees regularly borne by the Fund. In addition, the Fund will be affected by the investment policies, practices and performance of such investment companies in direct proportion to the amount of assets the Fund invests therein.

Sovereign Default Risk. An issuer of non-U.S. sovereign debt, or the governmental authorities that control the repayment of the debt, may be unable or unwilling to repay the principal or interest when due. This may result from political or social factors, the general economic environment of a country, levels of borrowing rates, foreign debt, or foreign currency exchange rates.

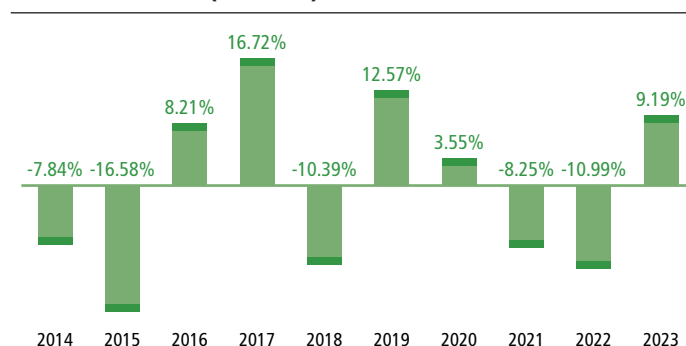
PERFORMANCE

The bar chart and table below provide an indication of the risks of investing in the Fund by showing: (a) changes in the performance of the Fund's Class A Shares from year to year; and (b) how the average annual total returns of the Fund's Class A, Class C, Institutional, Investor and Class R6 Shares compare to those of a regulatorily required broad-based securities market index (Bloomberg Global Aggregate Bond Index) (the "Regulatory Benchmark") and the J.P. Morgan Corporate Emerging Markets Bond Index (CEMBISM)—Broad Diversified (the "Performance Benchmark"). The Performance Benchmark is generally more representative of the market sectors and/or types of investments in which the Fund invests or to which the Fund has exposure and which the Investment Adviser uses to measure the Fund's performance. The Fund has included in the table below the performance of the Regulatory Benchmark, which represents a broader measure of market performance, to comply with new regulatory requirements. For additional information about these benchmark indices, please see "Additional Performance and Benchmark Information" on page 48 of the Prospectus. Through October 31, 2023, the Fund had been known as the Goldman Sachs Local Emerging Markets Debt Fund, and certain of its principal investment strategies differed. Performance information set forth below reflects the Fund's former strategies prior to that date. In addition, as of that date, the Fund's benchmark changed from the J.P. Morgan Government Bond Index (GBI-EMSM)—Emerging Markets Global Diversified (Gross, USD, Unhedged) to the J.P. Morgan Corporate Emerging Markets Bond Index (CEMBISM)—Broad Diversified. The Investment Adviser believes that the J.P. Morgan Corporate Emerging Markets Bond Index (CEMBISM)—

Broad Diversified is a more appropriate benchmark against which to measure performance in light of the changes to the Fund's principal investment strategies. The Fund's past performance, before and after taxes, is not necessarily an indication of how the Fund will perform in the future. Updated performance information is available at no cost at www.gsamfunds.com/performance or by calling the appropriate phone number on the back cover of the Prospectus.

The bar chart (including "Best Quarter" and "Worst Quarter" information) does not reflect the sales loads applicable to Class A Shares. If the sales loads were reflected, returns would be less. Performance reflects applicable fee waivers and/or expense limitations in effect during the periods shown.

CALENDAR YEAR (CLASS A)



	Returns	Quarter ended
Year-to-Date Return	3.46%	June 30, 2024
During the periods shown in the chart above:		
Best Quarter Return	11.80%	December 31, 2020
Worst Quarter Return	-17.31%	March 31, 2020

AVERAGE ANNUAL TOTAL RETURN

For the period ended December 31, 2023	1 Year	5 Years	10 Years	Inception Date
Class A Shares				2/15/2008
Returns Before Taxes	4.25%	-0.16%	-1.45%	
Returns After Taxes on Distributions	-3.72%	-2.99%	-3.70%	
Returns After Taxes on Distributions and Sale of Fund Shares	2.40%	-1.27%	-1.97%	
Class C Shares				2/15/2008
Returns Before Taxes	7.29%	0.02%	-1.77%*	
Institutional Shares				2/15/2008
Returns Before Taxes	9.53%	1.07%	-0.73%	
Investor Shares				7/30/2010
Returns Before Taxes	9.71%	1.02%	-0.77%	
Class R6 Shares				11/30/2017
Returns Before Taxes	9.54%	1.08%	-0.72%**	
J.P. Morgan Corporate Emerging Markets Bond Index (CEMBI SM) Broad Diversified Index (Gross, USD, Unhedged) (reflects no deduction for fees, expenses or taxes)	9.08%	3.19%	3.77%	
Bloomberg Global Aggregate Bond Index (Gross, USD, Hedged) (reflects no deduction for fees, expenses or taxes)	7.15%	1.39%	2.41%	

* Class C Shares automatically convert into Class A Shares eight years after the purchase date. The 10-year performance for Class C Shares does not reflect the conversion to Class A Shares after the first eight years of performance.

** Class R6 Shares commenced operations on November 30, 2017. Prior to that date, the performance of Class R6 Shares shown in the table above is that of Institutional Shares. Performance has not been adjusted to reflect the lower expenses of Class R6 Shares. Class R6 Shares would have had higher returns because: (i) Institutional Shares and Class R6 Shares represent interests in the same portfolio of securities; and (ii) Class R6 Shares have lower expenses.

The after-tax returns are for Class A Shares only. The after-tax returns for Class C, Institutional, Investor and Class R6 Shares will vary. After-tax returns are calculated using the historical highest individual federal marginal income tax rates and do not reflect the impact of state and local taxes. Actual after-tax returns depend on an investor's tax situation and may differ from those shown. In addition, the after-tax returns shown are not relevant to investors who hold Fund Shares through tax-deferred arrangements such as 401(k) plans or individual retirement accounts.

PORTFOLIO MANAGEMENT

Goldman Sachs Asset Management, L.P. is the investment adviser for the Fund (the “Investment Adviser” or “GSAM”).

Portfolio Managers: Nicholas Saunders, Managing Director, Global Co-Head of Emerging Markets Debt, has managed the Fund since October 2023; and Anupam Damani, Managing Director, has managed the Fund since July 2024.

BUYING AND SELLING FUND SHARES

The minimum initial investment for Class A and Class C Shares is, generally, \$1,000. The minimum initial investment for Institutional Shares is, generally, \$1,000,000 for individual or certain institutional investors alone or in combination with other assets under the management of the Investment Adviser and its affiliates. There is no minimum for initial purchases of Investor and Class R6 Shares, except for certain institutional investors who purchase Class R6 Shares directly with the Fund’s transfer agent for which the minimum initial investment is \$5,000,000. Those share classes with a minimum initial investment requirement do not impose it on certain employee benefit plans, and Institutional Shares do not impose it on certain investment advisers investing on behalf of other accounts.

The minimum subsequent investment for Class A and Class C shareholders is \$50, except for certain employee benefit plans, for which there is no minimum. There is no minimum subsequent investment for Institutional, Investor or Class R6 shareholders.

You may purchase and redeem (sell) shares of the Fund on any business day through certain intermediaries that have a relationship with Goldman Sachs, including banks, trust companies, brokers, registered investment advisers and other financial institutions (“Intermediaries”).

TAX INFORMATION

For important tax information, please see “Tax Information” on page 40 of the Prospectus.

PAYMENTS TO BROKER-DEALERS AND OTHER FINANCIAL INTERMEDIARIES

For important information about financial intermediary compensation, please see “Payments to Broker-Dealers and Other Financial Intermediaries” on page 40 of the Prospectus.

Goldman Sachs Emerging Markets Debt Fund—Summary

INVESTMENT OBJECTIVE

The Goldman Sachs Emerging Markets Debt Fund (the “Fund”) seeks a high level of total return consisting of income and capital appreciation.

FEES AND EXPENSES OF THE FUND

This table describes the fees and expenses that you may pay if you buy, hold and sell shares of the Fund. **You may pay other fees, such as brokerage commissions and other fees to financial intermediaries, which are not reflected in the table and Example below.** You may qualify for sales charge discounts on purchases of Class A Shares if you invest at least \$100,000 in Goldman Sachs Funds. More information about these and other discounts is available from your financial professional and in “Shareholder Guide—Common Questions Applicable to the Purchase of Class A Shares” beginning on page 75 and in Appendix C—Additional Information About Sales Charge Variations, Waivers and Discounts on page 139 of the Prospectus and “Other Information Regarding Maximum Sales Charge, Purchases, Redemptions, Exchanges and Dividends” beginning on page B-187 of the Fund’s Statement of Additional Information (“SAI”).

Shareholder Fees

(fees paid directly from your investment)

	Class A	Class C	Institutional	Investor	Class R6
Maximum Sales Charge (Load) Imposed on Purchases (as a percentage of offering price)	4.50%	None	None	None	None
Maximum Deferred Sales Charge (Load) (as a percentage of the lower of original purchase price or sale proceeds) ¹	None	1.00%	None	None	None

Annual Fund Operating Expenses

(expenses that you pay each year as a percentage of the value of your investment)

	Class A	Class C	Institutional	Investor	Class R6
Management Fees	0.80%	0.80%	0.80%	0.80%	0.80%
Distribution and/or Service (12b-1) Fees	0.25%	0.75%	None	None	None
Other Expenses	0.29%	0.54%	0.21%	0.29%	0.20%
Service Fees	None	0.25%	None	None	None
All Other Expenses	0.29%	0.29%	0.21%	0.29%	0.20%
Acquired Fund Fees and Expenses	0.01%	0.01%	0.01%	0.01%	0.01%
Total Annual Fund Operating Expenses²	1.35%	2.10%	1.02%	1.10%	1.01%
Fee Waiver and Expense Limitation ³	(0.23)%	(0.23)%	(0.17)%	(0.23)%	(0.17)%
Total Annual Fund Operating Expenses After Fee Waiver and Expense Limitation	1.12%	1.87%	0.85%	0.87%	0.84%

¹ A contingent deferred sales charge (“CDSC”) of 1.00% is imposed on Class C Shares redeemed within 12 months of purchase.

² The “Total Annual Fund Operating Expenses” do not correlate to the ratios of the total expenses to average net assets provided in the Financial Highlights, which reflect the operating expenses of the Fund and do not include “Acquired Fund Fees and Expenses.”

³ The Investment Adviser has agreed to (i) waive a portion of its management fee payable by the Fund in an amount equal to any management fees it earns as an investment adviser to the affiliated funds in which the Fund invests; and (ii) reduce or limit “Other Expenses” (excluding acquired fund fees and expenses, transfer agency fees and expenses, service fees, taxes, interest, brokerage fees, expenses of shareholder meetings, litigation and indemnification, and extraordinary expenses) to 0.004% of the Fund’s average daily net assets. Additionally, Goldman Sachs & Co. LLC (“Goldman Sachs”), the Fund’s transfer agent, has agreed to waive a portion of its transfer agency fee (a component of “Other Expenses”) equal to 0.06% as an annual percentage of the average daily net assets attributable to Class A, Class C and Investor Shares. These arrangements will remain in effect through at least July 29, 2025, and prior to such date the Investment Adviser and Goldman Sachs may not terminate the arrangements without the approval of the Board of Trustees.

EXPENSE EXAMPLE

This Example is intended to help you compare the cost of investing in the Fund with the cost of investing in other mutual funds.

The Example assumes that you invest \$10,000 in Class A, Class C, Institutional, Investor and/or Class R6 Shares of the Fund for the time periods indicated and then redeem all of your Class A, Class C, Institutional, Investor and/or Class R6 Shares at the end of those periods. The Example also assumes that your investment has a 5% return each year and that the Fund’s operating expenses remain the same (except that the Example incorporates any applicable fee waiver and/or expense limitation arrangements for only the first year). Although your actual costs may be higher or lower, based on these assumptions your costs would be:

	1 Year	3 Years	5 Years	10 Years
Class A Shares	\$559	\$837	\$1,135	\$1,982
Class C Shares	\$290	\$636	\$1,108	\$2,413
Institutional Shares	\$87	\$308	\$547	\$1,232
Investor Shares	\$89	\$327	\$584	\$1,320
Class R6 Shares	\$86	\$305	\$541	\$1,221
Class C Shares – Assuming no redemption	\$190	\$636	\$1,108	\$2,413

PORTFOLIO TURNOVER

The Fund pays transaction costs when it buys and sells securities or instruments (*i.e.*, “turns over” its portfolio). A high rate of portfolio turnover may result in increased transaction costs, which must be borne by the Fund and its shareholders, and is also likely to result in higher short-term capital gains for taxable shareholders. These costs are not reflected in the annual fund operating expenses or in the expense example above, but are reflected in the Fund’s performance. The Fund’s portfolio turnover rate for the fiscal year ended March 31, 2024 was 27% of the average value of its portfolio.

PRINCIPAL STRATEGY

The Fund invests, under normal circumstances, at least 80% of its net assets plus any borrowings for investment purposes (measured at the time of purchase) (“Net Assets”) in sovereign and corporate debt securities and other instruments of issuers in emerging market countries. Such instruments may include credit linked notes and other investments with similar economic exposures.

The Fund’s portfolio managers seek to build a portfolio across the emerging markets debt market consistent with the Fund’s overall risk budget and the views of the Investment Adviser’s Global Fixed Income top-down teams. As part of the Investment Adviser’s fundamental investment process, the Investment Adviser may integrate environmental, social and governance (“ESG”) factors alongside traditional fundamental factors. No one factor or consideration is determinative in the fundamental investment process.

The Fund may invest in all types of foreign and emerging country fixed income securities, including the following:

- Debt issued by governments, their agencies and instrumentalities, or by their central banks, including Brady Bonds;
- Interests in structured securities;
- Fixed and floating rate, senior and subordinated corporate debt obligations (such as bonds, debentures, notes and commercial paper);
- Loan participations; and
- Repurchase agreements with respect to the foregoing.

Foreign securities include securities of issuers located outside the U.S. or securities quoted or denominated in a currency other than the U.S. Dollar.

The Fund intends to use structured securities or derivatives, including but not limited to credit linked notes, financial future contracts, forward contracts and swap contracts to gain exposure to certain countries or currencies.

The Fund may also seek to obtain exposure to fixed income investments through investments in affiliated or unaffiliated investment companies, including exchange-traded funds (“ETFs”).

The Fund may invest in securities of any credit rating. The countries in which the Fund invests may have sovereign ratings that are below investment grade or are unrated. Moreover, to the extent the Fund invests in corporate or other privately issued debt obligations, many of the issuers of such obligations will be smaller companies with stock market capitalizations of \$1 billion or less at the time of investment. Securities of these issuers may be rated below investment grade (so-called “high yield” or “junk” bonds) or unrated. Although a majority of the Fund’s assets may be denominated in U.S. Dollars, the Fund may invest in securities denominated in any currency and may be subject to the risk of adverse currency fluctuations.

For purposes of the Fund’s policy to invest at least 80% of its Net Assets in securities and instruments of issuers in “emerging market countries”, the Investment Adviser generally expects a country to be an “emerging market country” if the country is identified as an “emerging market country” in the Fund’s benchmark index. Such countries are likely to be located in Africa, Asia, the Middle East, Eastern and Central Europe and Latin America. Sovereign debt consists of debt securities issued by governments or any of their agencies, political subdivisions or instrumentalities. Sovereign debt may also include nominal and real inflation-linked securities. An emerging market country issuer is an issuer economically tied to an emerging market country.

The Fund's target duration range under normal interest rate conditions is expected to approximate that of the J.P. Morgan Emerging Markets Bond Index (EMBISM) Global Diversified Index (Gross, USD, Unhedged), plus or minus 2 years, and over the last five years ended June 30, 2024, the duration of this index has ranged between 6.2 and 8.1 years. "Duration" is a measure of a debt security's price sensitivity to changes in interest rates. The longer the duration of the Fund (or an individual debt security), the more sensitive its market price to changes in interest rates. For example, if market interest rates increase by 1%, the market price of a debt security with a positive duration of 3 years will generally decrease by approximately 3%. Conversely, a 1% decline in market interest rates will generally result in an increase of approximately 3% of that security's market price.

The Investment Adviser measures the Fund's performance against the J.P. Morgan Emerging Markets Bond Index (EMBISM) Global Diversified Index (Gross, USD, Unhedged).

PRINCIPAL RISKS OF THE FUND

Loss of money is a risk of investing in the Fund. An investment in the Fund is not a bank deposit and is not insured or guaranteed by the Federal Deposit Insurance Corporation ("FDIC") or any government agency. The Fund should not be relied upon as a complete investment program. There can be no assurance that the Fund will achieve its investment objective. Investments in the Fund involve substantial risks which prospective investors should consider carefully before investing. The Fund's principal risks are presented below in alphabetical order, and not in the order of importance or potential exposure.

Counterparty Risk. Many of the protections afforded to cleared transactions, such as the security afforded by transacting through a clearing house, might not be available in connection with over-the-counter ("OTC") transactions. Therefore, in those instances in which the Fund enters into uncleared OTC transactions, the Fund will be subject to the risk that its direct counterparty will not perform its obligations under the transactions and that the Fund will sustain losses.

Credit/Default Risk. An issuer or guarantor of fixed income securities or instruments held by the Fund (which may have low credit ratings) may default on its obligation to pay interest and repay principal or default on any other obligation. Additionally, the credit quality of securities or instruments may deteriorate rapidly, which may impair the Fund's liquidity and cause significant deterioration in net asset value ("NAV"). These risks are heightened in market environments where interest rates are rising as well as in connection with the Fund's investments in non-investment grade fixed income securities.

Derivatives Risk. The Fund's use of futures, forwards, swaps, structured securities and other derivative instruments may result in losses, including due to adverse market movements. These instruments, which may pose risks in addition to and greater than those associated with investing directly in securities, currencies or other assets and instruments, may increase market exposure and be illiquid or less liquid, volatile, difficult to price and leveraged so that small changes in the value of the underlying assets or instruments may produce disproportionate losses to the Fund. Certain derivatives are also subject to counterparty risk, which is the risk that the other party in the transaction will not fulfill its contractual obligations. The use of derivatives is a highly specialized activity that involves investment techniques and risks different from those associated with investments in more traditional securities and instruments.

Foreign and Emerging Countries Risk. Foreign securities may be subject to risk of loss because of more or less foreign government regulation; less public information; less stringent investor protections; less stringent accounting, corporate governance, financial reporting and disclosure standards; and less economic, political and social stability in the countries in which the Fund invests. The imposition of sanctions, exchange controls (including repatriation restrictions), confiscations, trade restrictions (including tariffs) and other government restrictions by the United States and other governments, or from problems in share registration, settlement or custody, may also result in losses. The type and severity of sanctions and other similar measures, including counter sanctions and other retaliatory actions, that may be imposed could vary broadly in scope, and their impact is impossible to predict. For example, the imposition of sanctions and other similar measures could, among other things, cause a decline in the value and/or liquidity of securities issued by the sanctioned country or companies located in or economically tied to the sanctioned country and increase market volatility and disruption in the sanctioned country and throughout the world. Sanctions and other similar measures could limit or prevent the Fund from buying and selling securities (in the sanctioned country and other markets), significantly delay or prevent the settlement of securities transactions, and significantly impact the Fund's liquidity and performance. Foreign risk also involves the risk of negative foreign currency exchange rate fluctuations, which may cause the value of securities denominated in such foreign currency (or other instruments through which the Fund has exposure to foreign currencies) to decline in value. Currency exchange rates may fluctuate significantly over short periods of time. These risks are more pronounced in connection with the Fund's investments in securities of issuers located in, or otherwise economically tied to, emerging countries.

Interest Rate Risk. When interest rates increase, fixed income securities or instruments held by the Fund will generally decline in value. Long-term fixed income securities or instruments will normally have more price volatility because of this risk than short-term fixed income securities or instruments. Changing interest rates may have unpredictable effects on the markets, may result in heightened market volatility and may detract from Fund performance. In addition, changes in monetary policy may exacerbate the risks associated with changing interest rates. Funds with longer average portfolio durations will generally be more sensitive to changes in interest rates than funds with a shorter average portfolio duration. Fluctuations in interest rates may also affect the liquidity of fixed income securities and instruments held by the Fund.

Large Shareholder Transactions Risk. The Fund may experience adverse effects when certain large shareholders purchase or redeem large amounts of shares of the Fund. Such large shareholder redemptions, which may occur rapidly or unexpectedly, may cause the Fund to sell portfolio securities at times when it would not otherwise do so, which may negatively impact the Fund's NAV and liquidity. Similarly, large Fund share purchases may adversely affect the Fund's performance to the extent that the Fund is delayed in

investing new cash or otherwise maintains a larger cash position than it ordinarily would. These transactions may also accelerate the realization of taxable income to shareholders if such sales of investments resulted in gains, and may also increase transaction costs. In addition, a large redemption could result in the Fund's current expenses being allocated over a smaller asset base, leading to an increase in the Fund's expense ratio.

Liquidity Risk. The Fund may make investments that are illiquid or that may become less liquid in response to market developments or adverse investor perceptions. Illiquid investments may be more difficult to value. Liquidity risk may also refer to the risk that the Fund will not be able to pay redemption proceeds within the allowable time period because of unusual market conditions, declining prices of the securities sold, an unusually high volume of redemption requests or other reasons. To meet redemption requests, the Fund may be forced to sell investments at an unfavorable time and/or under unfavorable conditions. Liquidity risk may be the result of, among other things, the reduced number and capacity of traditional market participants to make a market in fixed income securities or the lack of an active market. The potential for liquidity risk may be magnified by a rising interest rate environment or other circumstances where investor redemptions from fixed income funds may be higher than normal, potentially causing increased supply in the market due to selling activity. These risks may be more pronounced in connection with the Fund's investments in securities of issuers located in emerging market countries. Redemptions by large shareholders may have a negative impact on the Fund's liquidity.

Market Risk. The value of the securities in which the Fund invests may go up or down in response to the prospects of individual companies, particular sectors or governments and/or general economic conditions throughout the world due to increasingly interconnected global economies and financial markets. Events such as war, military conflict, acts of terrorism, social unrest, natural disasters, recessions, inflation, rapid interest rate changes, supply chain disruptions, sanctions, the spread of infectious illness or other public health threats could also significantly impact the Fund and its investments.

Non-Investment Grade Fixed Income Securities Risk. Non-investment grade fixed income securities and unrated securities of comparable credit quality (commonly known as "junk bonds") are considered speculative and are subject to the increased risk of an issuer's inability to meet principal and interest payment obligations. These securities may be subject to greater price volatility due to such factors as specific issuer developments, interest rate sensitivity, negative perceptions of the junk bond markets generally and less liquidity.

Other Investment Companies Risk. By investing in other investment companies (including ETFs) indirectly through the Fund, investors will incur a proportionate share of the expenses of the other investment companies held by the Fund (including operating costs and investment management fees) in addition to the fees regularly borne by the Fund. In addition, the Fund will be affected by the investment policies, practices and performance of such investment companies in direct proportion to the amount of assets the Fund invests therein.

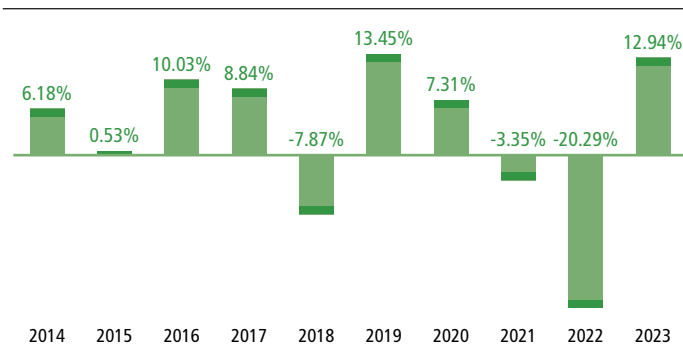
Sovereign Default Risk. An issuer of non-U.S. sovereign debt, or the governmental authorities that control the repayment of the debt, may be unable or unwilling to repay the principal or interest when due. This may result from political or social factors, the general economic environment of a country, levels of borrowing rates, foreign debt, or foreign currency exchange rates.

PERFORMANCE

The bar chart and table below provide an indication of the risks of investing in the Fund by showing: (a) changes in the performance of the Fund's Class A Shares from year to year; and (b) how the average annual total returns of the Fund's Class A, Class C, Institutional, Investor and Class R6 Shares compare to those of a regulatorily required broad-based securities market index (Bloomberg Global Aggregate Index) (the "Regulatory Benchmark") and the J.P. Morgan Emerging Markets Bond Index (EMBISM) Global Diversified Index (the "Performance Benchmark"). The Performance Benchmark is generally more representative of the market sectors and/or types of investments in which the Fund invests or to which the Fund has exposure and which the Investment Adviser uses to measure the Fund's performance. The Fund has included in the table below the performance of the Regulatory Benchmark, which represents a broader measure of market performance, to comply with new regulatory requirements. For additional information about these benchmark indices, please see "Additional Performance and Benchmark Information" on page 48 of the Prospectus. The Fund's past performance, before and after taxes, is not necessarily an indication of how the Fund will perform in the future. Updated performance information is available at no additional cost at www.gsamfunds.com/performance or by calling the appropriate phone number on the back cover of the Prospectus.

The bar chart (including "Best Quarter" and "Worst Quarter" information) does not reflect the sales loads applicable to Class A Shares. If the sales loads were reflected, returns would be less. Performance reflects applicable fee waivers and/or expense limitations in effect during the periods shown.

CALENDAR YEAR (CLASS A)



	Returns	Quarter ended
Year-to-Date Return	2.22%	June 30, 2024
During the periods shown in the chart above:		
Best Quarter Return	14.64%	June 30, 2020
Worst Quarter Return	-15.58%	March 31, 2020

AVERAGE ANNUAL TOTAL RETURN

For the period ended December 31, 2023	1 Year	5 Years	10 Years	Inception Date
Class A Shares				8/29/2003
Returns Before Taxes	7.84%	0.23%	1.77%	
Returns After Taxes on Distributions	5.53%	-1.58%	-0.11%	
Returns After Taxes on Distributions and Sale of Fund Shares	4.53%	-0.58%	0.54%	
Class C Shares				9/29/2006
Returns Before Taxes	10.95%	0.38%	1.47%*	
Institutional Shares				8/29/2003
Returns Before Taxes	13.13%	1.43%	2.56%	
Investor Shares				7/30/2010
Returns Before Taxes	13.10%	1.38%	2.49%	
Class R6 Shares				7/31/2015
Returns Before Taxes	13.14%	1.46%	2.57%**	
J.P. Morgan Emerging Markets Bond Index (EMBI™) Global Diversified Index (Gross, USD, Unhedged) (reflects no deduction for fees, expenses or taxes)	11.09%	1.66%	3.22%	
Bloomberg Global Aggregate Bond Index (Gross, USD, Hedged) (reflects no deduction for fees, expenses or taxes)	7.15%	1.39%	2.41%	

* Class C Shares automatically convert into Class A Shares eight years after the purchase date. The 10-Year performance for Class C Shares does not reflect the conversion to Class A Shares after the first eight years of performance.

** Class R6 Shares commenced operations on July 31, 2015. Prior to that date, the performance of Class R6 Shares shown in the table above is that of Institutional Shares. Performance has not been adjusted to reflect the lower expenses of Class R6 Shares. Class R6 Shares would have had higher returns because: (i) Institutional Shares and Class R6 Shares represent interests in the same portfolio of securities; and (ii) Class R6 Shares have lower expenses.

The after-tax returns are for Class A Shares only. The after-tax returns for Class C, Institutional, Investor and Class R6 Shares will vary. After-tax returns are calculated using the historical highest individual federal marginal income tax rates and do not reflect the impact of state and local taxes. Actual after-tax returns depend on an investor's tax situation and may differ from those shown. In addition, the after-tax returns shown are not relevant to investors who hold Fund Shares through tax-deferred arrangements such as 401(k) plans or individual retirement accounts.

PORTFOLIO MANAGEMENT

Goldman Sachs Asset Management, L.P. is the investment adviser for the Fund (the "Investment Adviser" or "GSAM").

Portfolio Managers: Nicholas Saunders, Managing Director, Global Co-Head of Emerging Markets Debt, has managed the Fund since 2023; and Anupam Damani, Managing Director, has managed the Fund since July 2024.

BUYING AND SELLING FUND SHARES

The minimum initial investment for Class A and Class C Shares is, generally, \$1,000. The minimum initial investment for Institutional Shares is, generally, \$1,000,000 for individual or certain institutional investors alone or in combination with other assets under the management of the Investment Adviser and its affiliates. There is no minimum for initial purchases of Investor and Class R6 Shares, except for certain institutional investors who purchase Class R6 Shares directly with the Fund's transfer agent for which the minimum initial investment is \$5,000,000. Those share classes with a minimum initial investment requirement do not impose it on certain employee benefit plans, and Institutional Shares do not impose it on certain investment advisers investing on behalf of other accounts.

The minimum subsequent investment for Class A and Class C shareholders is \$50, except for certain employee benefit plans, for which there is no minimum. There is no minimum subsequent investment for Institutional, Investor or Class R6 shareholders.

You may purchase and redeem (sell) shares of the Fund on any business day through certain intermediaries that have a relationship with Goldman Sachs & Co. LLC ("Goldman Sachs"), including banks, trust companies, brokers, registered investment advisers and other financial institutions ("Intermediaries").

TAX INFORMATION

For important tax information, please see "Tax Information" on page 40 of the Prospectus.

PAYMENTS TO BROKER-DEALERS AND OTHER FINANCIAL INTERMEDIARIES

For important information about financial intermediary compensation, please see "Payments to Broker-Dealers and Other Financial Intermediaries" on page 40 of the Prospectus.

Goldman Sachs High Yield Fund—Summary

INVESTMENT OBJECTIVE

The Goldman Sachs High Yield Fund (the "Fund") seeks a high level of current income and may also consider the potential for capital appreciation.

FEES AND EXPENSES OF THE FUND

This table describes the fees and expenses that you may pay if you buy, hold and sell shares of the Fund. **You may pay other fees, such as brokerage commissions and other fees to financial intermediaries, which are not reflected in the table and Example below.** You may qualify for sales charge discounts on purchases of Class A Shares if you invest at least \$100,000 in Goldman Sachs Funds. More information about these and other discounts is available from your financial professional and in "Shareholder Guide—Common Questions Applicable to the Purchase of Class A Shares" beginning on page 75 and in Appendix C—Additional Information About Sales Charge Variations, Waivers and Discounts on page 139 of the Prospectus and "Other Information Regarding Maximum Sales Charge, Purchases, Redemptions, Exchanges and Dividends" beginning on page B-187 of the Fund's Statement of Additional Information ("SAI").

Shareholder Fees

(fees paid directly from your investment)

	Class A	Class C	Institutional	Service	Investor	Class R	Class R6
Maximum Sales Charge (Load) Imposed on Purchases (as a percentage of offering price)	4.50%	None	None	None	None	None	None
Maximum Deferred Sales Charge (Load) (as a percentage of the lower of original purchase price or sale proceeds) ¹	None	1.00%	None	None	None	None	None

Annual Fund Operating Expenses

(expenses that you pay each year as a percentage of the value of your investment)

	Class A	Class C	Institutional	Service	Investor	Class R	Class R6
Management Fees	0.70%	0.70%	0.70%	0.70%	0.70%	0.70%	0.70%
Distribution and/or Service (12b-1) Fees	0.25%	0.75%	None	0.25%	None	0.50%	None
Other Expenses	0.16%	0.41%	0.08%	0.33%	0.16%	0.16%	0.07%
Service Fees	None	0.25%	None	None	None	None	None
Shareholder Administration Fees	None	None	None	0.25%	None	None	None
All Other Expenses	0.16%	0.16%	0.08%	0.08%	0.16%	0.16%	0.07%
Acquired Fund Fees and Expenses	0.01%	0.01%	0.01%	0.01%	0.01%	0.01%	0.01%
Total Annual Fund Operating Expenses²	1.12%	1.87%	0.79%	1.29%	0.87%	1.37%	0.78%
Fee Waiver and Expense Limitation ³	(0.13%)	(0.13%)	(0.10%)	(0.10%)	(0.13%)	(0.13%)	(0.10%)
Total Annual Fund Operating Expenses After Fee Waiver and Expense Limitation	0.99%	1.74%	0.69%	1.19%	0.74%	1.24%	0.68%

¹ A contingent deferred sales charge ("CDSC") of 1.00% is imposed on Class C Shares redeemed within 12 months of purchase.

² The "Total Annual Fund Operating Expenses" do not correlate to the ratios of the total expenses to average net assets provided in the Financial Highlights, which reflect the operating expenses of the Fund and do not include "Acquired Fund Fees and Expenses."

³ The Investment Adviser has agreed to (i) waive a portion of its management fee in order to achieve an effective net management fee rate of 0.64% as an annual percentage rate for the Fund's average daily net assets; and (ii) reduce or limit "Other Expenses" (excluding acquired fund fees and expenses, transfer agency fees and expenses, service and shareholder administration fees, taxes, interest, brokerage fees, expenses of shareholder meetings, litigation and indemnification, and extraordinary expenses) to 0.004% of the Fund's average daily net assets. Additionally, Goldman Sachs & Co. LLC ("Goldman Sachs"), the Fund's transfer agent, has agreed to waive a portion of its transfer agency fee (a component of "Other Expenses") equal to 0.03% as an annual percentage rate of the average daily net assets attributable to Class A, Class C, Investor and Class R Shares of the Fund. These arrangements will remain in effect through at least July 29, 2025, and prior to such date the Investment Adviser and Goldman Sachs may not terminate the arrangements without the approval of the Board of Trustees.

EXPENSE EXAMPLE

This Example is intended to help you compare the cost of investing in the Fund with the cost of investing in other mutual funds.

The Example assumes that you invest \$10,000 in Class A, Class C, Institutional, Service, Investor, Class R and/or Class R6 Shares of the Fund for the time periods indicated and then redeem all of your Class A, Class C, Institutional, Service, Investor, Class R and/or Class R6 Shares at the end of those periods. The Example also assumes that your investment has a 5% return each year and that the Fund's operating expenses remain the same (except that the Example incorporates any applicable fee waiver and/or expense limitation arrangements for only the first year). Although your actual costs may be higher or lower, based on these assumptions your costs would be:

	1 Year	3 Years	5 Years	10 Years
Class A Shares	\$546	\$778	\$1,027	\$1,741
Class C Shares	\$277	\$575	\$999	\$2,180
Institutional Shares	\$70	\$242	\$429	\$969
Service Shares	\$121	\$399	\$698	\$1,548
Investor Shares	\$76	\$265	\$469	\$1,061
Class R Shares	\$126	\$421	\$738	\$1,635
Class R6 Shares	\$69	\$239	\$423	\$957
Class C Shares – Assuming no redemption	\$177	\$575	\$999	\$2,180

PORTFOLIO TURNOVER

The Fund pays transaction costs when it buys and sells securities or instruments (*i.e.*, “turns over” its portfolio). A high rate of portfolio turnover may result in increased transaction costs, which must be borne by the Fund and its shareholders, and is also likely to result in higher short-term capital gains for taxable shareholders. These costs are not reflected in the annual fund operating expenses or in the expense example above, but are reflected in the Fund's performance. The Fund's portfolio turnover rate for the fiscal year ended March 31, 2024 was 26% of the average value of its portfolio.

PRINCIPAL STRATEGY

The Fund invests, under normal circumstances, at least 80% of its net assets plus any borrowings for investment purposes (measured at the time of purchase) (“Net Assets”) in high-yield, fixed income securities that, at the time of purchase, are non-investment grade securities. Non-investment grade securities are securities rated BB+, Ba1 or below by a nationally recognized statistical rating organization (“NRSRO”), or, if unrated, determined by the Investment Adviser to be of comparable credit quality, and are commonly referred to as “junk bonds.” The Fund may invest in all types of fixed income securities, including loan participations.

The Fund may invest up to 25% of its total assets in obligations of domestic and foreign issuers which are denominated in currencies other than the U.S. dollar and in securities of issuers located in emerging countries denominated in any currency. However, to the extent that the Investment Adviser has entered into transactions that are intended to hedge the Fund's position in a non-dollar denominated obligation against currency risk, such obligation will not be counted when calculating compliance with the 25% limitation on obligations in non-U.S. currency.

Under normal market conditions, the Fund may invest up to 20% of its Net Assets in investment grade fixed income securities, including securities issued or guaranteed by the U.S. government, its agencies, instrumentalities or sponsored enterprises (“U.S. Government Securities”).

The Fund may invest in derivatives, including (i) credit default swap indices (or CDX) and total return swaps for hedging purposes or to seek to increase total return, and (ii) interest rate futures, forwards and swaps to manage the portfolio's duration.

The Fund may also seek to obtain exposure to fixed income investments through investments in affiliated or unaffiliated investment companies, including exchange-traded funds (“ETFs”).

The Fund's target duration range under normal interest rate conditions is expected to approximate that of the Bloomberg U.S. High-Yield 2% Issuer Capped Bond Index, plus or minus 2.5 years, depending on the Fund's risk-adjusted positioning, and over the last five years ended June 30, 2024, the duration of this Index has ranged between 3.12 and 4.45 years. “Duration” is a measure of a debt security's price sensitivity to changes in interest rates. The longer the duration of the Fund (or an individual debt security), the more sensitive its market price to changes in interest rates. For example, if market interest rates increase by 1%, the market price of a debt security with a positive duration of 3 years will generally decrease by approximately 3%. Conversely, a 1% decline in market interest rates will generally result in an increase of approximately 3% of that security's market price.

The Fund's investments are selected using a bottom-up analysis that incorporates fundamental research, a focus on market conditions and pricing trends, quantitative research, and news or market events. As part of the Investment Adviser's fundamental investment process, the Investment Adviser may integrate environmental, social and governance (“ESG”) factors alongside traditional fundamental factors. The selection of individual investments is based on the overall risk and return profile of the investment taking into account liquidity, structural complexity, cash flow uncertainty and downside potential. Research analysts and portfolio managers systematically assess portfolio positions, taking into consideration, among other factors, broader macroeconomic conditions and industry and

company-specific financial performance and outlook. Based upon this analysis, the Investment Adviser will sell positions determined to be overvalued and reposition the portfolio in more attractive investment opportunities on a relative basis given the current climate. No one factor or consideration is determinative in the fundamental investment process.

The Investment Adviser measures the Fund's performance against the Bloomberg U.S. High-Yield 2% Issuer Capped Bond Index.

PRINCIPAL RISKS OF THE FUND

Loss of money is a risk of investing in the Fund. An investment in the Fund is not a bank deposit and is not insured or guaranteed by the Federal Deposit Insurance Corporation ("FDIC") or any government agency. The Fund should not be relied upon as a complete investment program. There can be no assurance that the Fund will achieve its investment objective. Investments in the Fund involve substantial risks which prospective investors should consider carefully before investing. The Fund's principal risks are presented below in alphabetical order, and not in the order of importance or potential exposure.

Credit/Default Risk. An issuer or guarantor of fixed income securities or instruments held by the Fund (which may have low credit ratings) may default on its obligation to pay interest and repay principal or default on any other obligation. Additionally, the credit quality of securities or instruments may deteriorate rapidly, which may impair the Fund's liquidity and cause significant deterioration in net asset value ("NAV"). These risks are heightened in market environments where interest rates are rising as well as in connection with the Fund's investments in non-investment grade fixed income securities.

Derivatives Risk. The Fund's use of credit default swap indices (or CDX), total return swaps, interest rate futures, forwards and swaps and other derivative instruments may result in losses, including due to adverse market movements. These instruments, which may pose risks in addition to and greater than those associated with investing directly in securities, currencies or other assets and instruments, may increase market exposure and be illiquid or less liquid, volatile, difficult to price and leveraged so that small changes in the value of the underlying assets or instruments may produce disproportionate losses to the Fund. Certain derivatives are also subject to counterparty risk, which is the risk that the other party in the transaction will not fulfill its contractual obligations. The use of derivatives is a highly specialized activity that involves investment techniques and risks different from those associated with investments in more traditional securities and instruments.

Foreign Risk. Foreign securities may be subject to risk of loss because of more or less foreign government regulation; less public information; less stringent investor protections; less stringent accounting, corporate governance, financial reporting and disclosure standards; and less economic, political and social stability in the countries in which the Fund invests. The imposition of sanctions, exchange controls (including repatriation restrictions), confiscations, trade restrictions (including tariffs) and other government restrictions by the United States and other governments, or from problems in share registration, settlement or custody, may also result in losses. The type and severity of sanctions and other similar measures, including counter sanctions and other retaliatory actions, that may be imposed could vary broadly in scope, and their impact is impossible to predict. For example, the imposition of sanctions and other similar measures could, among other things, cause a decline in the value and/or liquidity of securities issued by the sanctioned country or companies located in or economically tied to the sanctioned country and increase market volatility and disruption in the sanctioned country and throughout the world. Sanctions and other similar measures could limit or prevent the Fund from buying and selling securities (in the sanctioned country and other markets), significantly delay or prevent the settlement of securities transactions, and significantly impact the Fund's liquidity and performance. Foreign risk also involves the risk of negative foreign currency rate fluctuations, which may cause the value of securities denominated in such foreign currency (or other instruments through which the Fund has exposure to foreign currencies) to decline in value. Currency exchange rates may fluctuate significantly over short periods of time.

Interest Rate Risk. When interest rates increase, fixed income securities or instruments held by the Fund will generally decline in value. Long-term fixed income securities or instruments will normally have more price volatility because of this risk than short-term fixed income securities or instruments. Changing interest rates may have unpredictable effects on the markets, may result in heightened market volatility and may detract from Fund performance. In addition, changes in monetary policy may exacerbate the risks associated with changing interest rates. Funds with longer average portfolio durations will generally be more sensitive to changes in interest rates than funds with a shorter average portfolio duration. Fluctuations in interest rates may also affect the liquidity of fixed income securities and instruments held by the Fund.

Large Shareholder Transactions Risk. The Fund may experience adverse effects when certain large shareholders purchase or redeem large amounts of shares of the Fund. Such large shareholder redemptions, which may occur rapidly or unexpectedly, may cause the Fund to sell portfolio securities at times when it would not otherwise do so, which may negatively impact the Fund's NAV and liquidity. Similarly, large Fund share purchases may adversely affect the Fund's performance to the extent that the Fund is delayed in investing new cash or otherwise maintains a larger cash position than it ordinarily would. These transactions may also accelerate the realization of taxable income to shareholders if such sales of investments resulted in gains, and may also increase transaction costs. In addition, a large redemption could result in the Fund's current expenses being allocated over a smaller asset base, leading to an increase in the Fund's expense ratio.

Liquidity Risk. The Fund may make investments that are illiquid or that may become less liquid in response to market developments or adverse investor perceptions. Illiquid investments may be more difficult to value. Liquidity risk may also refer to the risk that the Fund will not be able to pay redemption proceeds within the allowable time period because of unusual market conditions, declining prices of the securities sold, an unusually high volume of redemption requests or other reasons. To meet redemption requests, the Fund may be forced to sell investments, at an unfavorable time and/or under unfavorable conditions. Liquidity risk may be the result of,

among other things, the reduced number and capacity of traditional market participants to make a market in fixed income securities or the lack of an active market. The potential for liquidity risk may be magnified by a rising interest rate environment or other circumstances where investor redemptions from fixed income funds may be higher than normal, potentially causing increased supply in the market due to selling activity. Redemptions by large shareholders may have a negative impact on the Fund's liquidity.

Loan-Related Investments Risk. In addition to risks generally associated with debt investments (e.g., interest rate risk and default risk), loan-related investments such as loan participations and assignments are subject to other risks. Although a loan obligation may be fully collateralized at the time of acquisition, the collateral may decline in value, be or become illiquid or less liquid, or lose all or substantially all of its value subsequent to investment. Many loan investments are subject to legal or contractual restrictions on resale and certain loan investments may be or become illiquid or less liquid and more difficult to value, particularly in the event of a downgrade of the loan or the borrower. There is less readily available, reliable information about most loan investments than is the case for many other types of securities. Substantial increases in interest rates may cause an increase in loan obligation defaults. With respect to loan participations, the Fund may not always have direct recourse against a borrower if the borrower fails to pay scheduled principal and/or interest; may be subject to greater delays, expenses and risks than if the Fund had purchased a direct obligation of the borrower; and may be regarded as the creditor of the agent lender or counterparty (rather than the borrower), subjecting the Fund to the creditworthiness of that lender as well. Investors in loans, such as the Fund, may not be entitled to rely on the anti-fraud protections of the federal securities laws, although they may be entitled to certain contractual remedies.

The market for loan obligations may be subject to irregular trading activity, wide bid/ask spreads and extended trade settlement periods. Because transactions in many loans are subject to extended trade settlement periods, the Fund may not receive the proceeds from the sale of a loan for a period after the sale. As a result, sale proceeds related to the sale of loans may not be available to make additional investments or to meet the Fund's redemption obligations for a period after the sale of the loans, and, as a result, the Fund may have to sell other investments or engage in borrowing transactions, such as borrowing from its credit facility, if necessary to raise cash to meet its obligations. During periods of heightened redemption activity or distressed market conditions, the Fund may seek to obtain expedited trade settlement, which will generally incur additional costs (although expedited trade settlement will not always be available).

Senior loans hold the most senior position in the capital structure of a business entity, and are typically secured with specific collateral, but are nevertheless usually rated below investment grade. Because second lien loans are subordinated or unsecured and thus lower in priority of payment to senior loans, they are subject to the additional risk that the cash flow of the borrower and property securing the loan or debt, if any, may be insufficient to meet scheduled payments after giving effect to the senior secured obligations of the borrower. Second lien loans generally have greater price volatility than senior loans and may be less liquid. Generally, loans have the benefit of restrictive covenants that limit the ability of the borrower to further encumber its assets or impose other obligations. To the extent a loan does not have certain covenants (or has less restrictive covenants), an investment in the loan will be particularly sensitive to the risks associated with loan investments.

Market Risk. The value of the securities in which the Fund invests may go up or down in response to the prospects of individual companies, particular sectors or governments and/or general economic conditions throughout the world due to increasingly interconnected global economies and financial markets. Events such as war, military conflict, acts of terrorism, social unrest, natural disasters, recessions, inflation, rapid interest rate changes, supply chain disruptions, sanctions, the spread of infectious illness or other public health threats could also significantly impact the Fund and its investments.

Non-Investment Grade Fixed Income Securities Risk. Non-investment grade fixed income securities and unrated securities of comparable credit quality (commonly known as "junk bonds") are considered speculative and are subject to the increased risk of an issuer's inability to meet principal and interest payment obligations. These securities may be subject to greater price volatility due to such factors as specific issuer developments, interest rate sensitivity, negative perceptions of the junk bond markets generally and less liquidity.

Other Investment Companies Risk. By investing in other investment companies (including ETFs) indirectly through the Fund, investors will incur a proportionate share of the expenses of the other investment companies held by the Fund (including operating costs and investment management fees) in addition to the fees regularly borne by the Fund. In addition, the Fund will be affected by the investment policies, practices and performance of such investment companies in direct proportion to the amount of assets the Fund invests therein.

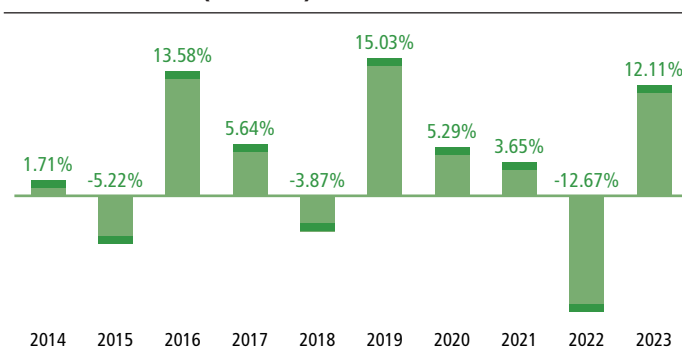
PERFORMANCE

The bar chart and table below provide an indication of the risks of investing in the Fund by showing: (a) changes in the performance of the Fund's Class A Shares from year to year; and (b) how the average annual total returns of the Fund's Class A, Class C, Institutional, Service, Investor, Class R and Class R6 Shares compare to those of a regulatorily required broad-based securities market index (Bloomberg U.S. Aggregate Bond Index) (the "Regulatory Benchmark") and the Bloomberg U.S. High-Yield 2% Issuer Capped Bond Index (the "Performance Benchmark"). The Performance Benchmark is generally more representative of the market sectors and/or types of investments in which the Fund invests or to which the Fund has exposure and which the Investment Adviser uses to measure the Fund's performance. The Fund has included in the table below the performance of the Regulatory Benchmark, which represents a broader measure of market performance, to comply with new regulatory requirements. For additional information about these

benchmark indices, please see “Additional Performance and Benchmark Information” on page 48 of the Prospectus. The Fund’s past performance, before and after taxes, is not necessarily an indication of how the Fund will perform in the future. Updated performance information is available at no additional cost at www.gsamfunds.com/performance or by calling the appropriate phone number on the back cover of the Prospectus.

The bar chart (including “Best Quarter” and “Worst Quarter” information) does not reflect the sales loads applicable to Class A Shares. If the sales loads were reflected, returns would be less. Performance reflects applicable fee waivers and/or expense limitations in effect during the periods shown.

CALENDAR YEAR (CLASS A)



	Returns	Quarter ended
Year-to-Date Return	2.31%	June 30, 2024
During the periods shown in the chart above:	Returns	Quarter ended
Best Quarter Return	10.34%	June 30, 2020
Worst Quarter Return	-14.35%	March 31, 2020

AVERAGE ANNUAL TOTAL RETURN

For the period ended December 31, 2023	1 Year	5 Years	10 Years	Inception Date
Class A Shares				8/1/1997
Returns Before Taxes	7.06%	3.26%	2.70%	
Returns After Taxes on Distributions	4.50%	1.09%	0.42%	
Returns After Taxes on Distributions and Sale of Fund Shares	4.09%	1.56%	1.03%	
Class C Shares				8/15/1997
Returns Before Taxes	10.22%	3.44%	2.40%*	
Institutional Shares				8/1/1997
Returns Before Taxes	12.41%	4.51%	3.48%	
Service Shares				8/1/1997
Returns Before Taxes	11.88%	3.98%	2.96%	
Investor Shares				11/30/2007
Returns Before Taxes	12.37%	4.47%	3.42%	
Class R Shares				11/30/2007
Returns	11.84%	3.95%	2.90%	
Class R6 Shares				7/31/2015
Returns Before Taxes	12.41%	4.52%	3.50%**	
Bloomberg U.S. High-Yield 2% Issuer Capped Bond Index (reflects no deduction for fees or expenses)	13.44%	5.35%	4.59%	
Bloomberg U.S. Aggregate Bond Index (reflects no deduction for fees or expenses)	5.53%	1.10%	1.81%	

* Class C Shares automatically convert into Class A Shares eight years after the purchase date. The 10-Year performance for Class C Shares does not reflect the conversion to Class A Shares after the first eight years of performance.

** Class R6 Shares commenced operations on July 31, 2015. Prior to that date, the performance of Class R6 Shares shown in the table above is that of Institutional Shares. Performance has not been adjusted to reflect the lower expenses of Class R6 Shares. Class R6 Shares would have had higher returns because: (i) Institutional Shares and Class R6 Shares represent interests in the same portfolio of securities; and (ii) Class R6 Shares have lower expenses.

The after-tax returns are for Class A Shares only. The after-tax returns for Class C, Institutional, Service, Investor and Class R6 Shares, and returns for Class R Shares (which are offered exclusively to employee benefit plans), will vary. After-tax returns are calculated using the historical highest individual federal marginal income tax rates and do not reflect the impact of state and local taxes. Actual after-tax returns depend on an investor's tax situation and may differ from those shown. In addition, the after-tax returns shown are not relevant to investors who hold Fund Shares through tax-deferred arrangements such as 401(k) plans or individual retirement accounts.

PORTFOLIO MANAGEMENT

Goldman Sachs Asset Management, L.P. is the investment adviser for the Fund (the "Investment Adviser" or "GSAM").

Portfolio Managers: Peter Campo, Managing Director, Global Co-Head of High Yield and Bank Loans, has managed the Fund since 2023; Robert Magnuson, Managing Director, has managed the Fund since 2014; Ashish Shah, Managing Director, Global Chief Investment Officer of Public Investing, has managed the Fund since 2021; and Aakash Thombre, CFA, Managing Director, Global Co-Head of High Yield and Bank Loans, has managed the Fund since 2023.

BUYING AND SELLING FUND SHARES

The minimum initial investment for Class A and Class C Shares is, generally, \$1,000. The minimum initial investment for Institutional Shares is, generally, \$1,000,000 for individual or certain institutional investors alone or in combination with other assets under the management of the Investment Adviser and its affiliates. There is no minimum for initial purchases of Investor, Class R and Class R6 Shares, except for certain institutional investors who purchase Class R6 Shares directly with the Fund's transfer agent for which the minimum initial investment is \$5,000,000. Those share classes with a minimum initial investment requirement do not impose it on certain employee benefit plans, and Institutional Shares do not impose it on certain investment advisers investing on behalf of other accounts.

The minimum subsequent investment for Class A and Class C shareholders is \$50, except for certain employee benefit plans, for which there is no minimum. There is no minimum subsequent investment for Institutional, Investor, Class R or Class R6 shareholders.

The Fund does not impose minimum purchase requirements for initial or subsequent investments in Service Shares, although an Intermediary (as defined below) may impose such minimums and/or establish other requirements such as a minimum account balance.

You may purchase and redeem (sell) shares of the Fund on any business day through certain intermediaries that have a relationship with Goldman Sachs, including banks, trust companies, brokers, registered investment advisers and other financial institutions ("Intermediaries").

TAX INFORMATION

For important tax information, please see "Tax Information" on page 40 of the Prospectus.

PAYMENTS TO BROKER-DEALERS AND OTHER FINANCIAL INTERMEDIARIES

For important information about financial intermediary compensation, please see "Payments to Broker-Dealers and Other Financial Intermediaries" on page 40 of the Prospectus.

Goldman Sachs High Yield Floating Rate Fund—Summary

INVESTMENT OBJECTIVE

The Goldman Sachs High Yield Floating Rate Fund (the "Fund") seeks a high level of current income.

FEES AND EXPENSES OF THE FUND

This table describes the fees and expenses that you may pay if you buy, hold and sell shares of the Fund. **You may pay other fees, such as brokerage commissions and other fees to financial intermediaries, which are not reflected in the table and Example below.** You may qualify for sales charge discounts on purchases of Class A Shares if you invest at least \$100,000 in Goldman Sachs Funds. More information about these and other discounts is available from your financial professional and in "Shareholder Guide—Common Questions Applicable to the Purchase of Class A Shares" beginning on page 75 and in Appendix C—Additional Information About Sales Charge Variations, Waivers and Discounts on page 139 of the Prospectus and "Other Information Regarding Maximum Sales Charge, Purchases, Redemptions, Exchanges and Dividends" beginning on page B-187 of the Fund's Statement of Additional Information ("SAI").

Shareholder Fees

(fees paid directly from your investment)

	Class A	Class C	Institutional	Investor	Class R	Class R6
Maximum Sales Charge (Load) Imposed on Purchases (as a percentage of offering price)	2.25%	None	None	None	None	None
Maximum Deferred Sales Charge (Load) (as a percentage of the lower of original purchase price or sale proceeds) ¹	None	1.00%	None	None	None	None

Annual Fund Operating Expenses

(expenses that you pay each year as a percentage of the value of your investment)

	Class A	Class C	Institutional	Investor	Class R	Class R6
Management Fees	0.57%	0.57%	0.57%	0.57%	0.57%	0.57%
Distribution and/or Service (12b-1) Fees	0.25%	0.75%	None	None	0.50%	None
Other Expenses ²	0.26%	0.51%	0.18%	0.26%	0.26%	0.17%
Service Fees	None	0.25%	None	None	None	None
All Other Expenses	0.26%	0.26%	0.18%	0.26%	0.26%	0.17%
Acquired Fund Fees and Expenses	0.02%	0.02%	0.02%	0.02%	0.02%	0.02%
Total Annual Fund Operating Expenses³	1.10%	1.85%	0.77%	0.85%	1.35%	0.76%
Fee Waiver ⁴	(0.05%)	(0.05%)	0.00%	(0.05%)	(0.05%)	0.00%
Total Annual Fund Operating Expenses After Fee Waiver³	1.05%	1.80%	0.77%	0.80%	1.30%	0.76%

¹ A contingent deferred sales charge ("CDSC") of 1.00% is imposed on Class C Shares redeemed within 12 months of purchase.

² The "Other Expenses" for Class A, Institutional, Investor, Class R and Class R6 Shares have been restated to reflect expenses expected to be incurred during the current fiscal year.

³ The "Total Annual Fund Operating Expenses" do not correlate to the ratios of the total expenses to average net assets provided in the Financial Highlights, which reflect the operating expenses of the Fund and do not include "Acquired Fund Fees and Expenses."

⁴ Goldman Sachs & Co. LLC ("Goldman Sachs"), the Fund's transfer agent, has agreed to waive a portion of its transfer agency fee (a component of "Other Expenses") equal to 0.05% as an annual percentage of the average daily net assets attributable to Class A, Class C, Investor and Class R Shares. This arrangement will remain in effect through at least July 29, 2025, and prior to such date the Investment Adviser and Goldman Sachs may not terminate the arrangement without the approval of the Board of Trustees.

EXPENSE EXAMPLE

This Example is intended to help you compare the cost of investing in the Fund with the cost of investing in other mutual funds.

The Example assumes that you invest \$10,000 in Class A, Class C, Institutional, Investor, Class R and/or Class R6 Shares of the Fund for the time periods indicated and then redeem all of your Class A, Class C, Institutional, Investor, Class R and/or Class R6 Shares at the end of those periods. The Example also assumes that your investment has a 5% return each year and that the Fund’s operating expenses remain the same (except that the Example incorporates any applicable fee waiver and/or expense limitation arrangements for only the first year). Although your actual costs may be higher or lower, based on these assumptions your costs would be:

	1 Year	3 Years	5 Years	10 Years
Class A Shares	\$330	\$562	\$813	\$1,531
Class C Shares	\$283	\$577	\$996	\$2,165
Institutional Shares	\$79	\$246	\$428	\$954
Investor Shares	\$82	\$266	\$466	\$1,044
Class R Shares	\$132	\$423	\$735	\$1,620
Class R6 Shares	\$78	\$243	\$422	\$942
Class C Shares – Assuming no redemption	\$183	\$577	\$996	\$2,165

PORTFOLIO TURNOVER

The Fund pays transaction costs when it buys and sells securities or instruments (*i.e.*, “turns over” its portfolio). A high rate of portfolio turnover may result in increased transaction costs, which must be borne by the Fund and its shareholders, and is also likely to result in higher short-term capital gains for taxable shareholders. These costs are not reflected in the annual fund operating expenses or in the expense example above, but are reflected in the Fund’s performance. The Fund’s portfolio turnover rate for the fiscal year ended March 31, 2024 was 29% of the average value of its portfolio.

PRINCIPAL STRATEGY

The Fund invests, under normal circumstances, at least 80% of its net assets plus any borrowings for investment purposes (measured at the time of purchase) (“Net Assets”) in domestic or foreign floating rate loans and other floating or variable rate obligations rated below investment grade. Non-investment grade obligations are those rated BB+, Ba1 or below by a nationally recognized statistical rating organization (“NRSRO”), or, if unrated, determined by the Investment Adviser to be of comparable credit quality, and are commonly referred to as “junk bonds.”

The Fund’s investments in floating and variable rate obligations may include, without limitation, senior secured loans (including assignments and participations), second lien loans, senior unsecured and subordinated loans, senior and subordinated corporate debt obligations (such as bonds, debentures, notes and commercial paper), debt issued by governments, their agencies and instrumentalities, and debt issued by central banks. The Fund may invest indirectly in loans by purchasing participations or sub-participations from financial institutions. Participations and sub-participations represent the right to receive a portion of the principal of, and all of the interest relating to such portion of, the applicable loan. The Fund expects to invest principally in the U.S. loan market and, to a lesser extent, in the European loan market. The Fund may also invest in other loan markets, although it does not currently intend to do so.

Under normal conditions, the Fund may invest up to 20% of its Net Assets in fixed income instruments, of any credit rating, including fixed rate corporate bonds, government bonds, convertible debt obligations, and mezzanine fixed income instruments. The Fund may also invest in floating or variable rate instruments that are rated investment grade and in preferred stock, repurchase agreements and cash securities.

The Fund may also invest in derivative instruments. Derivatives are instruments that have a value based on another instrument, exchange rate or index. The Fund’s investments in derivatives may include credit default swaps on credit and loan indices, forward contracts and total return swaps, among others. The Fund may use currency management techniques, such as forward foreign currency contracts, for hedging or non-hedging purposes. The Fund may invest in interest rate futures and swaps to manage the portfolio’s duration. Derivatives that provide exposure to floating or variable rate loans or obligations rated below investment grade are counted towards the Fund’s 80% policy.

The Fund may also seek to obtain exposure to fixed income investments through investments in affiliated or unaffiliated investment companies, including exchange-traded funds (“ETFs”).

The Fund’s target duration range under normal interest rate conditions is expected to approximate that of the Credit Suisse Leveraged Loan Index, plus or minus one year, and over the last five years ended June 30, 2024, the duration of this index has ranged between 0.03 and 0.19 years. The Fund’s investments in floating rate obligations will generally have short to intermediate maturities (approximately 4-7 years). “Duration” is a measure of a debt security’s price sensitivity to changes in interest rates. The longer the duration of the Fund (or an individual debt security), the more sensitive its market price to changes in interest rates. For example, if market interest rates increase by 1%, the market price of a debt security with a positive duration of 3 years will generally decrease by approximately 3%. Conversely, a 1% decline in market interest rates will generally result in an increase of approximately 3% of that security’s market price.

The Fund's investments are selected using a bottom-up analysis that incorporates fundamental research, a focus on market conditions and pricing trends, quantitative research, and news or market events. As part of the Investment Adviser's fundamental investment process, the Investment Adviser may integrate environmental, social and governance ("ESG") factors alongside traditional fundamental factors. The selection of individual investments is based on the overall risk and return profile of the investment taking into account liquidity, structural complexity, cash flow uncertainty and downside potential. Research analysts and portfolio managers systematically assess portfolio positions, taking into consideration, among other factors, broader macroeconomic conditions and industry and company-specific financial performance and outlook. Based upon this analysis, the Investment Adviser will sell positions determined to be overvalued and reposition the portfolio in more attractive investment opportunities on a relative basis given the current climate. No one factor or consideration is determinative in the fundamental investment process.

The Investment Adviser measures the Fund's performance against the Credit Suisse Leveraged Loan Index.

PRINCIPAL RISKS OF THE FUND

Loss of money is a risk of investing in the Fund. An investment in the Fund is not a bank deposit and is not insured or guaranteed by the Federal Deposit Insurance Corporation ("FDIC") or any government agency. The Fund should not be relied upon as a complete investment program. There can be no assurance that the Fund will achieve its investment objective. Investments in the Fund involve substantial risks which prospective investors should consider carefully before investing. The Fund's principal risks are presented below in alphabetical order, and not in the order of importance or potential exposure.

Conflict of Interest Risk. Affiliates of the Investment Adviser may participate in the primary and secondary market for loan obligations. Because of limitations imposed by applicable law, the presence of the Investment Adviser's affiliates in the loan obligations market may restrict the Fund's ability to acquire some loan obligations or affect the timing or price of such acquisitions. Also, because the Investment Adviser may wish to invest in the publicly traded securities of a borrower, it may not have access to material non-public information regarding the borrower to which other lenders have access.

Credit/Default Risk. An issuer or guarantor of fixed income securities or instruments held by the Fund (which may have low credit ratings) may default on its obligation to pay interest and repay principal or default on any other obligation. Additionally, the credit quality of securities or instruments may deteriorate rapidly, which may impair the Fund's liquidity and cause significant deterioration in net asset value ("NAV"). These risks are heightened in market environments where interest rates are rising as well as in connection with the Fund's investments in non-investment grade fixed income securities.

Derivatives Risk. The Fund's use of credit default swaps, total return swaps, futures, forwards and other derivative instruments may result in losses, including due to adverse market movements. These instruments, which may pose risks in addition to and greater than those associated with investing directly in securities, currencies or other assets and instruments, may increase market exposure and be illiquid or less liquid, volatile, difficult to price and leveraged so that small changes in the value of the underlying assets or instruments may produce disproportionate losses to the Fund. Certain derivatives are also subject to counterparty risk, which is the risk that the other party in the transaction will not fulfill its contractual obligations. The use of derivatives is a highly specialized activity that involves investment techniques and risks different from those associated with investments in more traditional securities and instruments.

Floating and Variable Rate Obligations Risk. For floating and variable rate obligations, there may be a lag between an actual change in the underlying interest rate benchmark and the reset time for an interest payment of such an obligation, which could harm or benefit the Fund, depending on the interest rate environment or other circumstances. In a rising interest rate environment, for example, a floating or variable rate obligation that does not reset immediately would prevent the Fund from taking full advantage of rising interest rates in a timely manner. However, in a declining interest rate environment, the Fund may benefit from a lag due to an obligation's interest rate payment not being immediately impacted by a decline in interest rates.

Certain floating and variable rate obligations have an interest rate floor feature, which prevents the interest rate payable by the security from dropping below a specified level as compared to a reference interest rate (the "reference rate"), such as the Secured Overnight Financing Rate ("SOFR"), a term SOFR rate published by CME Group Benchmark Administration Limited (CBA) calculated using certain derivatives markets ("Term SOFR") or another rate determined using SOFR values. Such a floor protects the Fund from losses resulting from a decrease in the reference rate below the specified level. However, if the reference rate is below the floor, there will be a lag between a rise in the reference rate and a rise in the interest rate payable by the obligation, and the Fund may not benefit from increasing interest rates for a significant amount of time.

Some floating or variable rate obligations or investments of the Fund may reference (or may have previously referenced) the London Interbank Offered Rate ("LIBOR"). As a result of benchmark reforms, publication of most LIBOR settings has ceased. Some LIBOR settings continue to be published but only on a temporary, synthetic and non-representative basis and are expected to cease being published in September 2024. Regulated entities have generally ceased entering into new LIBOR contracts in connection with regulatory guidance or prohibitions. Public and private sector actors have worked to establish alternative reference rates, like SOFR or Term SOFR, to be used in place of LIBOR. There is no assurance that any such alternative reference rate will be similar to or produce the same value or economic equivalence as LIBOR or that it will have the same volume or liquidity as did LIBOR which may affect the value, volatility, liquidity or return on certain of the Fund's floating and variable rate obligations and investments and result in costs incurred in connection with changing reference rates used for positions, closing out positions and entering into new trades. For example, LIBOR was previously calculated using the average rate at which a selection of large global banks reported they could borrow from one another and SOFR is a measure of the cost of borrowing cash overnight, collateralized by the U.S. Treasury

securities, and is based on directly observable U.S. Treasury-backed repurchase transactions. Certain of the Fund's obligations or investments may have transitioned from LIBOR or may transition from LIBOR in the future. The transition from LIBOR to alternative reference rates may result in operational issues for the Fund or its obligations or investments. Any pricing adjustments to the Fund's obligations or investments resulting from use of an alternative reference rate may also adversely affect the Fund's performance and/or NAV. No assurances can be given as to the impact of the LIBOR transition (and the timing of any such impact) on the Fund and its obligations and investments.

Foreign Risk. Foreign securities may be subject to risk of loss because of more or less foreign government regulation; less public information; less stringent investor protections; less stringent accounting, corporate governance, financial reporting and disclosure standards; and less economic, political and social stability in the countries in which the Fund invests. The imposition of sanctions, exchange controls (including repatriation restrictions), confiscations, trade restrictions (including tariffs) and other government restrictions by the United States and other governments, or from problems in share registration, settlement or custody, may also result in losses. The type and severity of sanctions and other similar measures, including counter sanctions and other retaliatory actions, that may be imposed could vary broadly in scope, and their impact is impossible to predict. For example, the imposition of sanctions and other similar measures could, among other things, cause a decline in the value and/or liquidity of securities issued by the sanctioned country or companies located in or economically tied to the sanctioned country and increase market volatility and disruption in the sanctioned country and throughout the world. Sanctions and other similar measures could limit or prevent the Fund from buying and selling securities (in the sanctioned country and other markets), significantly delay or prevent the settlement of securities transactions, and significantly impact the Fund's liquidity and performance. Foreign risk also involves the risk of negative foreign currency rate fluctuations, which may cause the value of securities denominated in such foreign currency (or other instruments through which the Fund has exposure to foreign currencies) to decline in value. Currency exchange rates may fluctuate significantly over short periods of time.

Large Shareholder Transactions Risk. The Fund may experience adverse effects when certain large shareholders purchase or redeem large amounts of shares of the Fund. Such large shareholder redemptions, which may occur rapidly or unexpectedly, may cause the Fund to sell portfolio securities at times when it would not otherwise do so, which may negatively impact the Fund's NAV and liquidity. Similarly, large Fund share purchases may adversely affect the Fund's performance to the extent that the Fund is delayed in investing new cash or otherwise maintains a larger cash position than it ordinarily would. These transactions may also accelerate the realization of taxable income to shareholders if such sales of investments resulted in gains, and may also increase transaction costs. In addition, a large redemption could result in the Fund's current expenses being allocated over a smaller asset base, leading to an increase in the Fund's expense ratio.

Liquidity Risk. The Fund may make investments that are illiquid or that may become less liquid in response to market developments or adverse investor perceptions. Illiquid investments may be more difficult to value. Liquidity risk may also refer to the risk that the Fund will not be able to pay redemption proceeds within the allowable time period because of unusual market conditions, declining prices of the securities sold, an unusually high volume of redemption requests or other reasons. To meet redemption requests, the Fund may be forced to sell investments, at an unfavorable time and/or under unfavorable conditions. Liquidity risk may be the result of, among other things, the reduced number and capacity of traditional market participants to make a market in fixed income securities or the lack of an active market. The potential for liquidity risk may be magnified by a rising interest rate environment or other circumstances where investor redemptions from fixed income funds may be higher than normal, potentially causing increased supply in the market due to selling activity. Redemptions by large shareholders may have a negative impact on the Fund's liquidity.

Loan-Related Investments Risk. In addition to risks generally associated with debt investments (e.g., interest rate risk and default risk), loan-related investments such as loan participations and assignments are subject to other risks. Although a loan obligation may be fully collateralized at the time of acquisition, the collateral may decline in value, be or become illiquid or less liquid, or lose all or substantially all of its value subsequent to investment. Many loan investments are subject to legal or contractual restrictions on resale and certain loan investments may be or become illiquid or less liquid and more difficult to value, particularly in the event of a downgrade of the loan or the borrower. There is less readily available, reliable information about most loan investments than is the case for many other types of securities. Substantial increases in interest rates may cause an increase in loan obligation defaults. With respect to loan participations, the Fund may not always have direct recourse against a borrower if the borrower fails to pay scheduled principal and/or interest; may be subject to greater delays, expenses and risks than if the Fund had purchased a direct obligation of the borrower; and may be regarded as the creditor of the agent lender or counterparty (rather than the borrower), subjecting the Fund to the creditworthiness of that lender as well. Investors in loans, such as the Fund, may not be entitled to rely on the anti-fraud protections of the federal securities laws, although they may be entitled to certain contractual remedies.

The market for loan obligations may be subject to irregular trading activity, wide bid/ask spreads and extended trade settlement periods. Because transactions in many loans are subject to extended trade settlement periods, the Fund may not receive the proceeds from the sale of a loan for a period after the sale. As a result, sale proceeds related to the sale of loans may not be available to make additional investments or to meet the Fund's redemption obligations for a period after the sale of the loans, and, as a result, the Fund may have to sell other investments or engage in borrowing transactions, such as borrowing from its credit facility, if necessary to raise cash to meet its obligations. During periods of heightened redemption activity or distressed market conditions, the Fund may seek to obtain expedited trade settlement, which will generally incur additional costs (although expedited trade settlement will not always be available).

Senior loans hold the most senior position in the capital structure of a business entity, and are typically secured with specific collateral, but are nevertheless usually rated below investment grade. Because second lien loans are subordinated or unsecured and thus lower in priority of payment to senior loans, they are subject to the additional risk that the cash flow of the borrower and property securing the loan or debt, if any, may be insufficient to meet scheduled payments after giving effect to the senior secured obligations of the borrower. Second lien loans generally have greater price volatility than senior loans and may be less liquid. Generally, loans have the benefit of restrictive covenants that limit the ability of the borrower to further encumber its assets or impose other obligations. To the extent a loan does not have certain covenants (or has less restrictive covenants), an investment in the loan will be particularly sensitive to the risks associated with loan investments.

Market Risk. The value of the securities in which the Fund invests may go up or down in response to the prospects of individual companies, particular sectors or governments and/or general economic conditions throughout the world due to increasingly interconnected global economies and financial markets. Events such as war, military conflict, acts of terrorism, social unrest, natural disasters, recessions, inflation, rapid interest rate changes, supply chain disruptions, sanctions, the spread of infectious illness or other public health threats could also significantly impact the Fund and its investments.

Non-Investment Grade Fixed Income Securities Risk. Non-investment grade fixed income securities and unrated securities of comparable credit quality (commonly known as “junk bonds”) are considered speculative and are subject to the increased risk of an issuer’s inability to meet principal and interest payment obligations. These securities may be subject to greater price volatility due to such factors as specific issuer developments, interest rate sensitivity, negative perceptions of the junk bond markets generally and less liquidity.

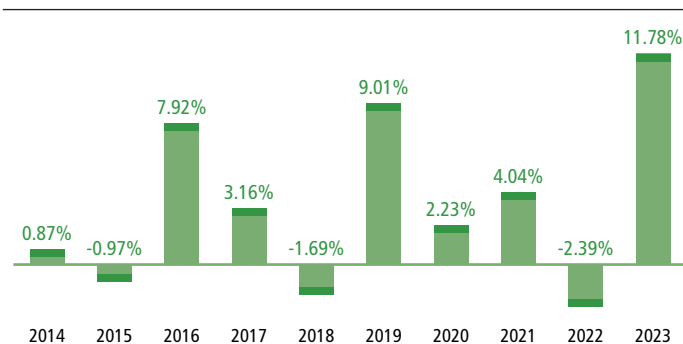
Other Investment Companies Risk. By investing in other investment companies (including ETFs) indirectly through the Fund, investors will incur a proportionate share of the expenses of the other investment companies held by the Fund (including operating costs and investment management fees) in addition to the fees regularly borne by the Fund. In addition, the Fund will be affected by the investment policies, practices and performance of such investment companies in direct proportion to the amount of assets the Fund invests therein.

PERFORMANCE

The bar chart and table below provide an indication of the risks of investing in the Fund by showing: (a) changes in the performance of the Fund’s Class A Shares from year to year; and (b) how the average annual total returns of the Fund’s Class A, Class C, Institutional, Investor, Class R and Class R6 Shares compare to those of a regulatorily required broad-based securities market index (Bloomberg U.S. Aggregate Bond Index) (the “Regulatory Benchmark”) and the Credit Suisse Leveraged Loan Index (the “Performance Benchmark”). The Performance Benchmark is generally more representative of the market sectors and/or types of investments in which the Fund invests or to which the Fund has exposure and which the Investment Adviser uses to measure the Fund’s performance. The Fund has included in the table below the performance of the Regulatory Benchmark, which represents a broader measure of market performance, to comply with new regulatory requirements. For additional information about these benchmark indices, please see “Additional Performance and Benchmark Information” on page 48 of the Prospectus. The Fund’s past performance, before and after taxes, is not necessarily an indication of how the Fund will perform in the future. Updated performance information is available at no additional cost at www.gsamfunds.com/performance or by calling the appropriate phone number on the back cover of the Prospectus.

The bar chart (including “Best Quarter” and “Worst Quarter” information) does not reflect the sales loads applicable to Class A Shares. If the sales loads were reflected, returns would be less. Performance reflects applicable fee waivers and/or expense limitations in effect during the periods shown.

CALENDAR YEAR (CLASS A)



	Returns	Quarter ended
Year-to-Date Return	3.90%	June 30, 2024
During the periods shown in the chart above:		
Best Quarter Return	11.96%	June 30, 2020
Worst Quarter Return	-15.50%	March 31, 2020

AVERAGE ANNUAL TOTAL RETURN

For the period ended December 31, 2023	1 Year	5 Years	10 Years	Inception Date
Class A Shares				3/31/2011
Returns Before Taxes	9.25%	4.34%	3.06%	
Returns After Taxes on Distributions	5.58%	2.15%	1.15%	
Returns After Taxes on Distributions and Sale of Fund Shares	5.37%	2.36%	1.47%	
Class C Shares				3/31/2011
Returns Before Taxes	9.87%	4.03%	2.53%*	
Institutional Shares				3/31/2011
Returns Before Taxes	12.14%	5.14%	3.63%	
Investor Shares				3/31/2011
Returns Before Taxes	12.05%	5.07%	3.56%	
Class R Shares				3/31/2011
Returns	11.50%	4.56%	3.04%	
Class R6 Shares				11/30/2017
Returns Before Taxes	12.15%	5.15%	3.65%**	
Credit Suisse Leveraged Loan Index (reflects no deduction for fees or expenses)	13.02%	5.55%	4.43%	
Bloomberg U.S. Aggregate Bond Index (reflects no deduction for fees or expenses)	5.53%	1.10%	1.81%	

* Class C Shares automatically convert into Class A Shares eight years after the purchase date. The since inception performance for Class C Shares does not reflect the conversion to Class A Shares after the first eight years of performance.

** Class R6 Shares commenced operations on November 30, 2017. Prior to that date, the performance of Class R6 Shares shown in the table above is that of Institutional Shares. Performance has not been adjusted to reflect the lower expenses of Class R6 Shares. Class R6 Shares would have had higher returns because: (i) Institutional Shares and Class R6 Shares represent interests in the same portfolio of securities; and (ii) Class R6 Shares have lower expenses.

The after-tax returns are for Class A Shares only. The after-tax returns for Class C, Institutional, Investor and Class R6 Shares, and returns for Class R Shares (which are offered exclusively to employee benefit plans), will vary. After-tax returns are calculated using the historical highest individual federal marginal income tax rates and do not reflect the impact of state and local taxes. Actual after-tax returns depend on an investor's tax situation and may differ from those shown. In addition, the after-tax returns shown are not relevant to investors who hold Fund Shares through tax-deferred arrangements such as 401(k) plans or individual retirement accounts.

PORTFOLIO MANAGEMENT

Goldman Sachs Asset Management, L.P. is the investment adviser for the Fund (the "Investment Adviser" or "GSAM").

Portfolio Managers: Peter Campo, Managing Director, Global Co-Head of High Yield and Bank Loans, has managed the Fund since 2018; Ashish Shah, Managing Director, Global Chief Investment Officer of Public Investing, has managed the Fund since 2021; and Aakash Thombre, CFA, Managing Director, Global Co-Head of High Yield and Bank Loans, has managed the Fund since 2023.

BUYING AND SELLING FUND SHARES

The minimum initial investment for Class A and Class C Shares is, generally, \$1,000. The minimum initial investment for Institutional Shares is, generally, \$1,000,000 for individual or certain institutional investors alone or in combination with other assets under the management of the Investment Adviser and its affiliates. There is no minimum for initial purchases of Investor, Class R and Class R6 Shares, except for certain institutional investors who purchase Class R6 Shares directly with the Fund's transfer agent for which the minimum initial investment is \$5,000,000. Those share classes with a minimum initial investment requirement do not impose it on certain employee benefit plans, and Institutional Shares do not impose it on certain investment advisers investing on behalf of other accounts.

The minimum subsequent investment for Class A and Class C shareholders is \$50, except for certain employee benefit plans, for which there is no minimum. There is no minimum subsequent investment for Institutional, Investor, Class R or Class R6 shareholders.

You may purchase and redeem (sell) shares of the Fund on any business day through certain intermediaries that have a relationship with Goldman Sachs & Co. LLC ("Goldman Sachs"), including banks, trust companies, brokers, registered investment advisers and other financial institutions ("Intermediaries").

TAX INFORMATION

For important tax information, please see "Tax Information" on page 40 of the Prospectus.

**PAYMENTS TO BROKER-DEALERS AND
OTHER FINANCIAL INTERMEDIARIES**

For important information about financial intermediary compensation, please see “Payments to Broker-Dealers and Other Financial Intermediaries” on page 40 of the Prospectus.

Goldman Sachs Investment Grade Credit Fund—Summary

INVESTMENT OBJECTIVE

The Goldman Sachs Investment Grade Credit Fund (the "Fund") seeks a high level of total return consisting of capital appreciation and income.

FEES AND EXPENSES OF THE FUND

This table describes the fees and expenses that you may pay if you buy, hold and sell shares of the Fund. **You may pay other fees, such as brokerage commissions and other fees to financial intermediaries, which are not reflected in the table and Example below.** You may qualify for sales charge discounts on purchases of Class A Shares if you invest at least \$100,000 in Goldman Sachs Funds. More information about these and other discounts is available from your financial professional and in "Shareholder Guide—Common Questions Applicable to the Purchase of Class A Shares" beginning on page 75 and in Appendix C—Additional Information About Sales Charge Variations, Waivers and Discounts on page 139 of the Prospectus and "Other Information Regarding Maximum Sales Charge, Purchases, Redemptions, Exchanges and Dividends" beginning on page B-187 of the Fund's Statement of Additional Information ("SAI").

Shareholder Fees

(fees paid directly from your investment)

	Class A	Institutional	Investor	Separate Account Institutional	Class R6
Maximum Sales Charge (Load) Imposed on Purchases (as a percentage of offering price)	3.75%	None	None	None	None
Maximum Deferred Sales Charge (Load) (as a percentage of the lower of original purchase price or sale proceeds)	None	None	None	None	None

Annual Fund Operating Expenses

(expenses that you pay each year as a percentage of the value of your investment)

	Class A	Institutional	Investor	Separate Account Institutional	Class R6
Management Fees	0.34%	0.34%	0.34%	0.34%	0.34%
Distribution and Service (12b-1) Fees	0.25%	None	None	None	None
Other Expenses	0.19%	0.11%	0.19%	0.10%	0.10%
Total Annual Fund Operating Expenses	0.78%	0.45%	0.53%	0.44%	0.44%
Expense Limitation ¹	(0.07%)	(0.07%)	(0.07%)	(0.07%)	(0.07%)
Total Annual Fund Operating Expenses After Expense Limitation	0.71%	0.38%	0.46%	0.37%	0.37%

¹ The Investment Adviser has agreed to reduce or limit "Other Expenses" (excluding acquired fund fees and expenses, transfer agency fees and expenses, taxes, interest, brokerage fees, expenses of shareholder meetings, litigation and indemnification, and extraordinary expenses) to 0.004% of the Fund's average daily net assets. This arrangement will remain in effect through at least July 29, 2025, and prior to such date the Investment Adviser may not terminate the arrangement without the approval of the Board of Trustees.

EXPENSE EXAMPLE

This Example is intended to help you compare the cost of investing in the Fund with the cost of investing in other mutual funds.

The Example assumes that you invest \$10,000 in Class A, Institutional, Investor, Separate Account Institutional and/or Class R6 Shares of the Fund for the time periods indicated and then redeem all of your Class A, Institutional, Investor, Separate Account Institutional and/or Class R6 Shares at the end of those periods. The Example also assumes that your investment has a 5% return each year and that

the Fund's operating expenses remain the same (except that the Example incorporates any applicable fee waiver and/or expense limitation arrangements for only the first year). Although your actual costs may be higher or lower, based on these assumptions your costs would be:

	1 Year	3 Years	5 Years	10 Years
Class A Shares	\$445	\$608	\$785	\$1,299
Institutional Shares	\$39	\$137	\$245	\$560
Investor Shares	\$47	\$163	\$289	\$658
Separate Account Institutional Shares	\$38	\$134	\$239	\$548
Class R6 Shares	\$38	\$134	\$239	\$548

PORTFOLIO TURNOVER

The Fund pays transaction costs when it buys and sells securities or instruments (*i.e.*, “turns over” its portfolio). A high rate of portfolio turnover may result in increased transaction costs, which must be borne by the Fund and its shareholders, and is also likely to result in higher short-term capital gains for taxable shareholders. These costs are not reflected in the annual fund operating expenses or in the expense example above, but are reflected in the Fund's performance. The Fund's portfolio turnover rate for the fiscal year ended March 31, 2024 was 49% of the average value of its portfolio.

PRINCIPAL STRATEGY

The Fund invests, under normal circumstances, at least 80% of its net assets plus any borrowings for investment purposes (measured at the time of purchase) (“Net Assets”) in investment grade fixed income securities. Investment grade securities are securities that are rated at the time of purchase at least BBB– by S&P Global Ratings (“Standard & Poor's”), at least Baa3 by Moody's Investors Service, Inc. (“Moody's”), or have a comparable credit rating by another nationally recognized statistical rating organization (“NRSRO”) or, if unrated, are determined by the Investment Adviser to be of comparable credit quality. The Fund may invest in corporate securities, securities issued or guaranteed by the U.S. government, its agencies, instrumentalities or sponsored enterprises (“U.S. Government Securities”), securities representing direct or indirect interests in or that are collateralized by adjustable rate and fixed rate mortgage-backed securities or other mortgage-related securities (“Mortgage-Backed Securities”), asset-backed securities, and fixed income securities issued by or on behalf of states, territories and possessions of the United States (including the District of Columbia) and the political subdivisions, agencies and instrumentalities thereof (“Municipal Securities”). The Fund also intends to invest in derivatives, including (but not limited to) interest rate futures, interest rate swaps and credit default swaps, which are used primarily to hedge the Fund's portfolio risks, manage the Fund's duration and/or gain exposure to certain fixed income securities or indices. Although the Fund may invest without limit in foreign securities, the Fund's investments in non-U.S. dollar denominated obligations (hedged or unhedged against currency risk) will not exceed 25% of its total assets at the time of investment, and 10% of the Fund's total assets may be invested in obligations of emerging countries. Additionally, exposure to non-U.S. currencies (unhedged against currency risk) will not exceed 25% of the Fund's total assets.

The Fund may also seek to obtain exposure to fixed income investments through investments in affiliated or unaffiliated investment companies, including exchange-traded funds (“ETFs”).

The Fund's target duration range under normal interest rate conditions is expected to approximate that of the Bloomberg U.S. Credit Index, plus or minus one year, and over the last five years ended June 30, 2024, the duration of this Index has ranged between 6.5 and 8.8 years. “Duration” is a measure of a debt security's price sensitivity to changes in interest rates. The longer the duration of the Fund (or an individual debt security), the more sensitive its market price to changes in interest rates. For example, if market interest rates increase by 1%, the market price of a debt security with a positive duration of 3 years will generally decrease by approximately 3%. Conversely, a 1% decline in market interest rates will generally result in an increase of approximately 3% of that security's market price.

The Fund's portfolio management team seeks to build a portfolio that reflects their investment views across the investment grade credit market consistent with the Fund's overall risk budget and the views of the Investment Adviser's Global Fixed Income top-down teams. As part of the Investment Adviser's fundamental investment process, the Investment Adviser may integrate environmental, social and governance (“ESG”) factors alongside traditional fundamental factors. No one factor or consideration is determinative in the fundamental investment process.

The Investment Adviser measures the Fund's performance against the Bloomberg U.S. Credit Index.

PRINCIPAL RISKS OF THE FUND

Loss of money is a risk of investing in the Fund. An investment in the Fund is not a bank deposit and is not insured or guaranteed by the Federal Deposit Insurance Corporation (“FDIC”) or any government agency. The Fund should not be relied upon as a complete investment program. There can be no assurance that the Fund will achieve its investment objective. Investments in the Fund involve substantial risks which prospective investors should consider carefully before investing. The Fund's principal risks are presented below in alphabetical order, and not in the order of importance or potential exposure.

Credit/Default Risk. An issuer or guarantor of fixed income securities or instruments held by the Fund (which may have low credit ratings) may default on its obligation to pay interest and repay principal or default on any other obligation. Additionally, the credit quality of securities or instruments may deteriorate rapidly, which may impair the Fund's liquidity and cause significant deterioration in net asset value ("NAV"). These risks are heightened in market environments where interest rates are rising.

Derivatives Risk. The Fund's use of interest rate futures, interest rate swaps, credit default swaps and other derivative instruments may result in losses, including due to adverse market movements. These instruments, which may pose risks in addition to and greater than those associated with investing directly in securities, currencies or other assets and instruments, may increase market exposure and be illiquid or less liquid, volatile, difficult to price and leveraged so that small changes in the value of the underlying assets or instruments may produce disproportionate losses to the Fund. Certain derivatives are also subject to counterparty risk, which is the risk that the other party in the transaction will not fulfill its contractual obligations. The use of derivatives is a highly specialized activity that involves investment techniques and risks different from those associated with investments in more traditional securities and instruments.

Foreign Risk. Foreign securities may be subject to risk of loss because of more or less foreign government regulation; less public information; less stringent investor protections; less stringent accounting, corporate governance, financial reporting and disclosure standards; and less economic, political and social stability in the countries in which the Fund invests. The imposition of sanctions, exchange controls (including repatriation restrictions), confiscations, trade restrictions (including tariffs) and other government restrictions by the United States and other governments, or from problems in share registration, settlement or custody, may also result in losses. The type and severity of sanctions and other similar measures, including counter sanctions and other retaliatory actions, that may be imposed could vary broadly in scope, and their impact is impossible to predict. For example, the imposition of sanctions and other similar measures could, among other things, cause a decline in the value and/or liquidity of securities issued by the sanctioned country or companies located in or economically tied to the sanctioned country and increase market volatility and disruption in the sanctioned country and throughout the world. Sanctions and other similar measures could limit or prevent the Fund from buying and selling securities (in the sanctioned country and other markets), significantly delay or prevent the settlement of securities transactions, and significantly impact the Fund's liquidity and performance. Foreign risk also involves the risk of negative foreign currency rate fluctuations, which may cause the value of securities denominated in such foreign currency (or other instruments through which the Fund has exposure to foreign currencies) to decline in value. Currency exchange rates may fluctuate significantly over short periods of time.

Interest Rate Risk. When interest rates increase, fixed income securities or instruments held by the Fund will generally decline in value. Long-term fixed income securities or instruments will normally have more price volatility because of this risk than short-term fixed income securities or instruments. Changing interest rates may have unpredictable effects on the markets, may result in heightened market volatility and may detract from Fund performance. In addition, changes in monetary policy may exacerbate the risks associated with changing interest rates. Funds with longer average portfolio durations will generally be more sensitive to changes in interest rates than funds with a shorter average portfolio duration. Fluctuations in interest rates may also affect the liquidity of fixed income securities and instruments held by the Fund.

Large Shareholder Transactions Risk. The Fund may experience adverse effects when certain large shareholders purchase or redeem large amounts of shares of the Fund. Such large shareholder redemptions, which may occur rapidly or unexpectedly, may cause the Fund to sell portfolio securities at times when it would not otherwise do so, which may negatively impact the Fund's NAV and liquidity. Similarly, large Fund share purchases may adversely affect the Fund's performance to the extent that the Fund is delayed in investing new cash or otherwise maintains a larger cash position than it ordinarily would. These transactions may also accelerate the realization of taxable income to shareholders if such sales of investments resulted in gains, and may also increase transaction costs. In addition, a large redemption could result in the Fund's current expenses being allocated over a smaller asset base, leading to an increase in the Fund's expense ratio.

Market Risk. The value of the securities in which the Fund invests may go up or down in response to the prospects of individual companies, particular sectors or governments and/or general economic conditions throughout the world due to increasingly interconnected global economies and financial markets. Events such as war, military conflict, acts of terrorism, social unrest, natural disasters, recessions, inflation, rapid interest rate changes, supply chain disruptions, sanctions, the spread of infectious illness or other public health threats could also significantly impact the Fund and its investments.

Municipal Securities Risk. Municipal securities are subject to credit/default risk, interest rate risk and certain additional risks. The Fund may be more sensitive to adverse economic, business, political, environmental or other developments if it invests a substantial portion of its assets in the bonds of similar projects (such as those relating to education, health care, housing, transportation, and utilities), industrial development bonds, or in particular types of municipal securities (such as general obligation bonds, private activity bonds and moral obligation bonds). While interest earned on municipal securities is generally not subject to federal tax, any interest earned on taxable municipal securities is fully taxable at the federal level and may be subject to tax at the state level.

Other Investment Companies Risk. By investing in other investment companies (including ETFs) indirectly through the Fund, investors will incur a proportionate share of the expenses of the other investment companies held by the Fund (including operating costs and investment management fees) in addition to the fees regularly borne by the Fund. In addition, the Fund will be affected by the investment policies, practices and performance of such investment companies in direct proportion to the amount of assets the Fund invests therein.

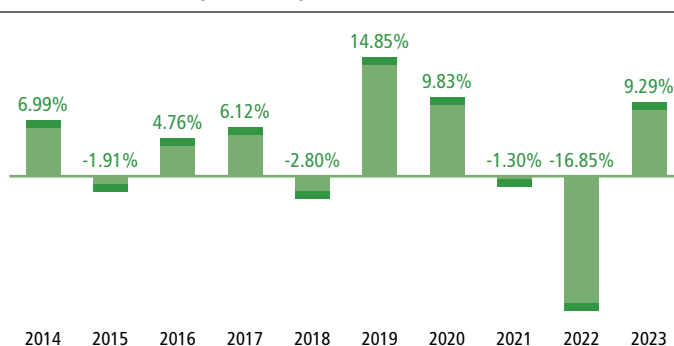
U.S. Government Securities Risk. The U.S. government may not provide financial support to U.S. government agencies, instrumentalities or sponsored enterprises if it is not obligated to do so by law. U.S. Government Securities issued by the Federal National Mortgage Association (“Fannie Mae”), Federal Home Loan Mortgage Corporation (“Freddie Mac”) and the Federal Home Loan Banks, are neither issued nor guaranteed by the U.S. Treasury and, therefore, are not backed by the full faith and credit of the United States. The maximum potential liability of the issuers of some U.S. Government Securities held by the Fund may greatly exceed their current resources, including any legal right to support from the U.S. Treasury. It is possible that issuers of U.S. Government Securities will not have the funds to meet their payment obligations in the future.

PERFORMANCE

The bar chart and table below provide an indication of the risks of investing in the Fund by showing: (a) changes in the performance of the Fund’s Class A Shares from year to year; and (b) how the average annual total returns of the Fund’s Class A, Institutional, Investor, Separate Account Institutional and Class R6 Shares compare to those of a regulatorily required broad-based securities market index (Bloomberg U.S. Aggregate Bond Index) (the “Regulatory Benchmark”) and the Bloomberg U.S. Credit Index (the “Performance Benchmark”). The Performance Benchmark is generally more representative of the market sectors and/or types of investments in which the Fund invests or to which the Fund has exposure and which the Investment Adviser uses to measure the Fund’s performance. The Fund has included in the table below the performance of the Regulatory Benchmark, which represents a broader measure of market performance, to comply with new regulatory requirements. For additional information about these benchmark indices, please see “Additional Performance and Benchmark Information” on page 48 of the Prospectus. The Fund’s past performance, before and after taxes, is not necessarily an indication of how the Fund will perform in the future. Updated performance information is available at no additional cost at www.gsamfunds.com/performance or by calling the appropriate phone number on the back cover of the Prospectus.

The bar chart (including “Best Quarter” and “Worst Quarter” information) does not reflect the sales loads applicable to Class A Shares. If the sales loads were reflected, returns would be less. Performance reflects applicable fee waivers and/or expense limitations in effect during the periods shown.

CALENDAR YEAR (CLASS A)



	Returns	Quarter ended
Year-to-Date Return	-0.14%	June 30, 2024
During the periods shown in the chart above:	Returns	Quarter ended
Best Quarter Return	11.38%	June 30, 2020
Worst Quarter Return	-8.45%	June 30, 2022

AVERAGE ANNUAL TOTAL RETURN

For the period ended December 31, 2023	1 Year	5 Years	10 Years	Inception Date
Class A Shares				11/3/2003
Returns Before Taxes	5.19%	1.72%	2.13%	
Returns After Taxes on Distributions	3.46%	0.78%	0.92%	
Returns After Taxes on Distributions and Sale of Fund Shares	3.02%	1.34%	1.31%	
Institutional Shares				11/3/2003
Returns Before Taxes	9.64%	2.84%	2.87%	
Investor Shares				7/29/2011
Returns Before Taxes	9.56%	2.76%	2.77%	
Separate Account Institutional Shares				11/3/2003
Returns Before Taxes	9.79%	2.88%	2.88%	
Class R6 Shares				7/31/2015
Returns Before Taxes	9.79%	2.88%	2.89%*	
Bloomberg U.S. Credit Index (reflects no deduction for fees or expenses)	8.18%	2.45%	2.83%	
Bloomberg U.S. Aggregate Bond Index (reflects no deduction for fees or expenses)	5.53%	1.10%	1.81%	

* Class R6 Shares commenced operations on July 31, 2015. Prior to that date, the performance of Class R6 Shares shown in the table above is that of Institutional Shares. Performance has not been adjusted to reflect the lower expenses of Class R6 Shares. Class R6 Shares would have had higher returns because: (i) Institutional Shares and Class R6 Shares represent interests in the same portfolio of securities; and (ii) Class R6 Shares have lower expenses.

The after-tax returns are for Class A Shares only. The after-tax returns for Institutional, Investor, Separate Account Institutional and Class R6 Shares will vary. After-tax returns are calculated using the historical highest individual federal marginal income tax rates and do not reflect the impact of state and local taxes. Actual after-tax returns depend on an investor's tax situation and may differ from those shown. In addition, the after-tax returns shown are not relevant to investors who hold Fund Shares through tax-deferred arrangements such as 401(k) plans or individual retirement accounts.

PORTFOLIO MANAGEMENT

Goldman Sachs Asset Management, L.P. is the investment adviser for the Fund (the "Investment Adviser" or "GSAM").

Portfolio Manager: Benjamin Johnson, CFA, Managing Director, Head of Investment Grade Credit team, has managed the Fund since 2003; Andrew Parra, Managing Director, has managed the Fund since 2023; and Stanton Neilson, Vice President, has managed the Fund since 2023.

BUYING AND SELLING FUND SHARES

The minimum initial investment for Class A Shares is, generally, \$1,000. The minimum initial investment for Institutional Shares is, generally, \$1,000,000 for individual or certain institutional investors, alone or in combination with other assets under the management of the Investment Adviser and its affiliates. There is no minimum for initial purchases of Investor and Class R6 Shares, except for certain institutional investors who purchase Class R6 Shares directly with the Fund's transfer agent for which the minimum initial investment is \$5,000,000. Class A and Institutional Shares do not impose their respective minimum initial investment requirements on certain employee benefit plans, and Institutional Shares do not impose it on certain investment advisers investing on behalf of other accounts. Separate Account Institutional Shares are available to Taxable Fixed Income ("TFI") Separate Account clients with at least \$100,000,000 in assets under management with Goldman Sachs & Co. LLC ("Goldman Sachs") or its affiliates, and \$50,000,000 invested in the TFI Separate Account strategy.

The minimum subsequent investment for Class A shareholders is \$50, except for certain employee benefit plans, for which there is no minimum. There is no minimum subsequent investment for Institutional, Investor, Separate Account Institutional or Class R6 shareholders.

You may purchase and redeem (sell) shares of the Fund on any business day through certain intermediaries that have a relationship with Goldman Sachs, including banks, trust companies, brokers, registered investment advisers and other financial institutions ("Intermediaries").

TAX INFORMATION

For important tax information, please see "Tax Information" on page 40 of the Prospectus.

**PAYMENTS TO BROKER-DEALERS AND
OTHER FINANCIAL INTERMEDIARIES**

For important information about financial intermediary compensation, please see “Payments to Broker-Dealers and Other Financial Intermediaries” on page 40 of the Prospectus.

Goldman Sachs Short Duration High Yield Fund—Summary

INVESTMENT OBJECTIVE

The Goldman Sachs Short Duration High Yield Fund (the "Fund") seeks total return consisting of a high level of current income and capital appreciation.

FEES AND EXPENSES OF THE FUND

This table describes the fees and expenses that you may pay if you buy, hold and sell shares of the Fund. **You may pay other fees, such as brokerage commissions and other fees to financial intermediaries, which are not reflected in the table and Example below.** You may qualify for sales charge discounts on purchases of Class A Shares if you invest at least \$100,000 in Goldman Sachs Funds. More information about these and other discounts is available from your financial professional and in "Shareholder Guide—Common Questions Applicable to the Purchase of Class A Shares" beginning on page 75 and in Appendix C—Additional Information About Sales Charge Variations, Waivers and Discounts on page 139 of the Prospectus and "Other Information Regarding Maximum Sales Charge, Purchases, Redemptions, Exchanges and Dividends" beginning on page B-187 of the Fund's Statement of Additional Information ("SAI").

Shareholder Fees

(fees paid directly from your investment)

	Class A	Class C	Institutional	Investor	Class R6
Maximum Sales Charge (Load) Imposed on Purchases (as a percentage of offering price)	2.25%	None	None	None	None
Maximum Deferred Sales Charge (Load) (as a percentage of the lower of original purchase price or sale proceeds) ¹	None	1.00%	None	None	None

Annual Fund Operating Expenses

(expenses that you pay each year as a percentage of the value of your investment)

	Class A	Class C	Institutional	Investor	Class R6
Management Fees ²	0.55%	0.55%	0.55%	0.55%	0.55%
Distribution and/or Service (12b-1) Fees	0.25%	0.75%	None	None	None
Other Expenses ^{3,4}	0.96%	1.21%	0.88%	0.96%	0.87%
Service Fees	None	0.25%	None	None	None
All Other Expenses	0.96%	0.96%	0.88%	0.96%	0.87%
Acquired Fund Fees and Expenses	0.01%	0.01%	0.01%	0.01%	0.01%
Total Annual Fund Operating Expenses⁵	1.77%	2.52%	1.44%	1.52%	1.43%
Fee Waiver and Expense Limitation	(0.82%)	(0.82%)	(0.82%)	(0.82%)	(0.82%)
Total Annual Fund Operating Expenses After Fee Waiver and Expense Limitation	0.95%	1.70%	0.62%	0.70%	0.61%

¹ A contingent deferred sales charge ("CDSC") of 1.00% is imposed on Class C Shares redeemed within 12 months of purchase.

² The Fund's "Management Fees" have been restated to reflect current fees.

³ The "Other Expenses" have been restated to reflect expenses expected to be incurred during the current fiscal year.

⁴ The Investment Adviser has agreed to (i) waive a portion of its management fee payable by the Fund in an amount equal to any management fee it earns as an investment adviser to the affiliated funds in which the Fund invests; and (ii) reduce or limit "Other Expenses" (excluding acquired fund fees and expenses, transfer agency fees and expenses, service fees, taxes, interest, brokerage fees, expenses of shareholder meetings, litigation and indemnification, and extraordinary expenses) to 0.034% of the Fund's average daily net assets. These arrangements will remain in effect through at least July 29, 2025, and prior to such date, the Investment Adviser may not terminate the arrangement without the approval of the Board of Trustees.

⁵ The "Total Annual Fund Operating Expenses" do not correlate to the ratios of the total expenses to average net assets provided in the Financial Highlights, which reflect the operating expenses of the Fund and do not include "Acquired Fund Fees and Expenses."

EXPENSE EXAMPLE

This Example is intended to help you compare the cost of investing in the Fund with the cost of investing in other mutual funds.

The Example assumes that you invest \$10,000 in Class A, Class C, Institutional, Investor and/or Class R6 Shares of the Fund for the time periods indicated and then redeem all of your Class A, Class C, Institutional, Investor and/or Class R6 Shares at the end of those periods. The Example also assumes that your investment has a 5% return each year and that the Fund’s operating expenses remain the same (except that the Example incorporates any applicable fee waiver and/or expense limitation arrangements for only the first year). Although your actual costs may be higher or lower, based on these assumptions your costs would be:

	1 Year	3 Years	5 Years	10 Years
Class A Shares	\$320	\$692	\$1,088	\$2,196
Class C Shares	\$273	\$706	\$1,267	\$2,794
Institutional Shares	\$63	\$375	\$709	\$1,653
Investor Shares	\$72	\$400	\$751	\$1,743
Class R6 Shares	\$62	\$372	\$703	\$1,642
Class C Shares – Assuming no redemption	\$173	\$706	\$1,267	\$2,794

PORTFOLIO TURNOVER

The Fund pays transaction costs when it buys and sells securities or instruments (*i.e.*, “turns over” its portfolio). A high rate of portfolio turnover may result in increased transaction costs, which must be borne by the Fund and its shareholders, and is also likely to result in higher short-term capital gains for taxable shareholders. These costs are not reflected in the annual fund operating expenses or in the expense example above, but are reflected in the Fund’s performance. The Fund’s portfolio turnover rate for the fiscal year ended March 31, 2024 was 29% of the average value of its portfolio.

PRINCIPAL STRATEGY

The Fund invests, under normal circumstances, at least 80% of its net assets plus any borrowings for investment purposes (measured at the time of purchase) (“Net Assets”) in high-yield, fixed income securities that, at the time of purchase, are non-investment grade securities. Non-investment grade securities are securities rated BB+, Ba1 or below by a nationally recognized statistical rating organization (“NRSRO”), or, if unrated, determined by the Investment Adviser to be of comparable credit quality, and are commonly referred to as “junk bonds.”

The Fund may invest in all types of fixed income securities including, without limitation, the following: (i) fixed rate and floating rate income securities; (ii) loans and loan participations including: (a) senior secured floating rate and fixed rate loans or debt (“Senior Loans”), (b) second lien or other subordinated or unsecured floating rate and fixed rate loans or debt (“Second Lien Loans”) and (c) other types of secured or unsecured loans with fixed, floating, or variable interest rates; (iii) convertible securities; (iv) collateralized debt, bond and loan obligations; (v) bank and corporate debt obligations; (vi) preferred securities and trust preferred securities; (vii) structured securities, including credit-linked notes; and/or (viii) listed and unlisted, public and private, rated and unrated debt instruments and other obligations, including those of financially troubled companies (sometimes known as “distressed securities” or “defaulted securities”).

The Fund may invest in fixed income instruments and obligations directly, or indirectly by investing in derivative or synthetic instruments, including, without limitation, credit default swaps (including credit default swaps on credit related indices) and loan credit default swaps. Derivatives or synthetic instruments that provide exposure to high yield, non-investment grade fixed income securities are counted towards the Fund’s 80% policy. The Fund may also seek to obtain exposure to fixed income investments through investments in affiliated or unaffiliated investment companies, including exchange-traded funds (“ETFs”).

The Fund may invest in U.S. dollar denominated as well as non-U.S. dollar denominated (foreign) securities. The Fund may also hold cash, and/or invest in cash equivalents. The Fund’s target duration range under normal interest rate conditions is expected to approximate that of the Bloomberg US High Yield Ba/B 1-5 Year Total Return USD Index, plus or minus 2 years, and over the last five years ended June 30, 2024, the duration of this index has ranged between 1.6 and 2.7 years. “Duration” is a measure of a debt security’s price sensitivity to changes in interest rates. The longer the duration of the Fund (or an individual debt security), the more sensitive its market price to changes in interest rates. For example, if market interest rates increase by 1%, the market price of a debt security with a positive duration of 3 years will generally decrease by approximately 3%. Conversely, a 1% decline in market interest rates will generally result in an increase of approximately 3% of that security’s market price.

The Fund’s investments are selected using a bottom-up analysis that incorporates fundamental research, a focus on market conditions and pricing trends, quantitative research, and news or market events. As part of the Investment Adviser’s fundamental investment process, the Investment Adviser may integrate environmental, social and governance (“ESG”) factors alongside traditional fundamental factors. The selection of individual investments is based on the overall risk and return profile of the investment taking into account liquidity, structural complexity, cash flow uncertainty and downside potential. Research analysts and portfolio managers systematically assess portfolio positions, taking into consideration, among other factors, broader macroeconomic conditions and industry and company-specific financial performance and outlook. Based upon this analysis, the Investment Adviser will sell positions determined to be overvalued and reposition the portfolio in more attractive investment opportunities on a relative basis given the current climate. No one factor or consideration is determinative in the fundamental investment process.

The Investment Adviser measures the Fund's performance against the Bloomberg US High Yield Ba/B 1-5 Year Total Return USD Index.

PRINCIPAL RISKS OF THE FUND

Loss of money is a risk of investing in the Fund. The investment program of the Fund is speculative, entails substantial risks and includes alternative investment techniques not employed by traditional mutual funds. The Fund should not be relied upon as a complete investment program. The Fund's investment techniques (if they do not perform as designed) may increase the volatility of performance and the risk of investment loss, including the loss of the entire amount that is invested, and there can be no assurance that the investment objective of the Fund will be achieved. Moreover, certain investment techniques which the Fund may employ in its investment program can substantially increase the adverse impact to which the Fund's investments may be subject. There is no assurance that the investment processes of the Fund will be successful, that the techniques utilized therein will be implemented successfully or that they are adequate for their intended uses, or that the discretionary element of the investment processes of the Fund will be exercised in a manner that is successful or that is not adverse to the Fund. An investment in the Fund is not a bank deposit and is not insured or guaranteed by the Federal Deposit Insurance Corporation ("FDIC") or any government agency. Investors should carefully consider these risks before investing. The Fund's principal risks are presented below in alphabetical order, and not in the order of importance or potential exposure.

Call/Prepayment Risk. An issuer could exercise its right to pay principal on an obligation held by the Fund (such as a mortgage-backed security) earlier than expected. This may happen when there is a decline in interest rates, when credit spreads change, or when an issuer's credit quality improves. Under these circumstances, the Fund may be unable to recoup all of its initial investment and will also suffer from having to reinvest in lower-yielding securities.

Collateralized Loan Obligations Risk. The Fund may invest in collateralized loan obligations ("CLOs") and other similarly structured investments. A CLO is an asset-backed security whose underlying collateral is a pool of loans, which may include, among others, domestic and foreign floating rate and fixed rate senior secured loans, senior unsecured loans, and subordinate corporate loans, including loans that may be rated below investment grade or equivalent unrated loans. In addition to the normal risks associated with loan- and credit-related securities discussed elsewhere in the Prospectus (e.g., loan-related investments risk, interest rate risk and default risk), investments in CLOs carry additional risks including, but not limited to, the risk that: (i) distributions from the collateral may not be adequate to make interest or other payments; (ii) the quality of the collateral may decline in value or default; (iii) the Fund may invest in tranches of CLOs that are subordinate to other tranches; (iv) the structure and complexity of the transaction and the legal documents could lead to disputes among investors regarding the characterization of proceeds; and (v) the CLO's manager may perform poorly.

CLOs issue classes or "tranches" that offer various maturity, risk and yield characteristics. Losses caused by defaults on underlying assets are borne first by the holders of subordinate tranches. Despite the protection from subordinate tranches, more senior tranches of CLOs can experience losses due to actual defaults, increased sensitivity to defaults due to collateral default and disappearance of more subordinate tranches, market anticipation of defaults, as well as aversion to CLO securities as a class. The Fund's investments in CLOs primarily consist of investment grade tranches.

Counterparty Risk. Many of the protections afforded to cleared transactions, such as the security afforded by transacting through a clearing house, might not be available in connection with over the counter ("OTC") transactions. Therefore, in those instances in which the Fund enters into uncleared OTC transactions, the Fund will be subject to the risk that its direct counterparty will not perform its obligations under the transactions and that the Fund will sustain losses.

Credit/Default Risk. An issuer or guarantor of fixed income securities or instruments held by the Fund (which may have low credit ratings) may default on its obligation to pay interest and repay principal or default on any other obligation. Additionally, the credit quality of securities or instruments may deteriorate rapidly, which may impair the Fund's liquidity and cause significant deterioration in net asset value ("NAV"). These risks are heightened in market environments where interest rates are rising as well as in connection with the Fund's investments in non-investment grade fixed income securities.

Derivatives Risk. The Fund's use of futures, forwards, swaps, structured securities and other derivative instruments may result in losses, including due to adverse market movements. These instruments, which may pose risks in addition to and greater than those associated with investing directly in securities, currencies or other assets and instruments, may increase market exposure and be illiquid or less liquid, volatile, difficult to price and leveraged so that small changes in the value of the underlying assets or instruments may produce disproportionate losses to the Fund. Certain derivatives are also subject to counterparty risk, which is the risk that the other party in the transaction will not fulfill its contractual obligations. The use of derivatives is a highly specialized activity that involves investment techniques and risks different from those associated with investments in more traditional securities and instruments.

Floating and Variable Rate Obligations Risk. For floating and variable rate obligations, there may be a lag between an actual change in the underlying interest rate benchmark and the reset time for an interest payment of such an obligation, which could harm or benefit the Fund, depending on the interest rate environment or other circumstances. In a rising interest rate environment, for example, a floating or variable rate obligation that does not reset immediately would prevent the Fund from taking full advantage of rising interest rates in a timely manner. However, in a declining interest rate environment, the Fund may benefit from a lag due to an obligation's interest rate payment not being immediately impacted by a decline in interest rates.

Certain floating and variable rate obligations have an interest rate floor feature, which prevents the interest rate payable by the security from dropping below a specified level as compared to a reference interest rate (the “reference rate”), such as the Secured Overnight Financing Rate (“SOFR”), a term SOFR rate published by CME Group Benchmark Administration Limited (CBA) calculated using certain derivatives markets (“Term SOFR”) or another rate determined using SOFR values. Such a floor protects the Fund from losses resulting from a decrease in the reference rate below the specified level. However, if the reference rate is below the floor, there will be a lag between a rise in the reference rate and a rise in the interest rate payable by the obligation, and the Fund may not benefit from increasing interest rates for a significant amount of time.

Some floating or variable rate obligations or investments of the Fund may reference (or may have previously referenced) the London Interbank Offered Rate (“LIBOR”). As a result of benchmark reforms, publication of most LIBOR settings has ceased. Some LIBOR settings continue to be published but only on a temporary, synthetic and non-representative basis and are expected to cease being published in September 2024. Regulated entities have generally ceased entering into new LIBOR contracts in connection with regulatory guidance or prohibitions. Public and private sector actors have worked to establish alternative reference rates, like SOFR or Term SOFR, to be used in place of LIBOR. There is no assurance that any such alternative reference rate will be similar to or produce the same value or economic equivalence as LIBOR or that it will have the same volume or liquidity as did LIBOR which may affect the value, volatility, liquidity or return on certain of the Fund’s floating and variable rate obligations and investments and result in costs incurred in connection with changing reference rates used for positions, closing out positions and entering into new trades. For example, LIBOR was previously calculated using the average rate at which a selection of large global banks reported they could borrow from one another and SOFR is a measure of the cost of borrowing cash overnight, collateralized by the U.S. Treasury securities, and is based on directly observable U.S. Treasury-backed repurchase transactions. Certain of the Fund’s obligations or investments may have transitioned from LIBOR or may transition from LIBOR in the future. The transition from LIBOR to alternative reference rates may result in operational issues for the Fund or its obligations or investments. Any pricing adjustments to the Fund’s obligations or investments resulting from use of an alternative reference rate may also adversely affect the Fund’s performance and/or NAV. No assurances can be given as to the impact of the LIBOR transition (and the timing of any such impact) on the Fund and its obligations and investments.

Foreign Risk. Foreign securities may be subject to risk of loss because of more or less foreign government regulation; less public information; less stringent investor protections; less stringent accounting, corporate governance, financial reporting and disclosure standards; and less economic, political and social stability in the countries in which the Fund invests. The imposition of sanctions, exchange controls (including repatriation restrictions), confiscations, trade restrictions (including tariffs) and other government restrictions by the United States and other governments, or from problems in share registration, settlement or custody, may also result in losses. The type and severity of sanctions and other similar measures, including counter sanctions and other retaliatory actions, that may be imposed could vary broadly in scope, and their impact is impossible to predict. For example, the imposition of sanctions and other similar measures could, among other things, cause a decline in the value and/or liquidity of securities issued by the sanctioned country or companies located in or economically tied to the sanctioned country and increase market volatility and disruption in the sanctioned country and throughout the world. Sanctions and other similar measures could limit or prevent the Fund from buying and selling securities (in the sanctioned country and other markets), significantly delay or prevent the settlement of securities transactions, and significantly impact the Fund’s liquidity and performance. Foreign risk also involves the risk of negative foreign currency rate fluctuations, which may cause the value of securities denominated in such foreign currency (or other instruments through which the Fund has exposure to foreign currencies) to decline in value. Currency exchange rates may fluctuate significantly over short periods of time.

Interest Rate Risk. When interest rates increase, fixed income securities or instruments held by the Fund will generally decline in value. Long-term fixed income securities or instruments will normally have more price volatility because of this risk than short-term fixed income securities or instruments. Changing interest rates may have unpredictable effects on the markets, may result in heightened market volatility and may detract from Fund performance. In addition, changes in monetary policy may exacerbate the risks associated with changing interest rates. Funds with longer average portfolio durations will generally be more sensitive to changes in interest rates than funds with a shorter average portfolio duration. Fluctuations in interest rates may also affect the liquidity of fixed income securities and instruments held by the Fund.

Large Shareholder Transactions Risk. The Fund may experience adverse effects when certain large shareholders purchase or redeem large amounts of shares of the Fund. Such large shareholder redemptions, which may occur rapidly or unexpectedly, may cause the Fund to sell portfolio securities at times when it would not otherwise do so, which may negatively impact the Fund’s NAV and liquidity. Similarly, large Fund share purchases may adversely affect the Fund’s performance to the extent that the Fund is delayed in investing new cash or otherwise maintains a larger cash position than it ordinarily would. These transactions may also accelerate the realization of taxable income to shareholders if such sales of investments resulted in gains, and may also increase transaction costs. In addition, a large redemption could result in the Fund’s current expenses being allocated over a smaller asset base, leading to an increase in the Fund’s expense ratio.

Leverage Risk. Borrowing and the use of derivatives may result in leverage and may increase market exposure and make the Fund more volatile. The use of leverage may cause the Fund to liquidate portfolio positions to satisfy its obligations or to meet margin/collateral requirements when it may not be advantageous to do so. The use of leverage by the Fund can substantially increase the Fund’s investment risks and cause losses to be realized more quickly.

Liquidity Risk. The Fund may make investments that are illiquid or that may become less liquid in response to market developments or adverse investor perceptions. Illiquid investments may be more difficult to value. Liquidity risk may also refer to the risk that the Fund will not be able to pay redemption proceeds within the allowable time period because of unusual market conditions, declining prices of the securities sold, an unusually high volume of redemption requests or other reasons. To meet redemption requests, the Fund may be forced to sell investments at an unfavorable time and/or under unfavorable conditions. Liquidity risk may be the result of, among other things, the reduced number and capacity of traditional market participants to make a market in fixed income securities or the lack of an active market. The potential for liquidity risk may be magnified by a rising interest rate environment or other circumstances where investor redemptions from fixed income funds may be higher than normal, potentially causing increased supply in the market due to selling activity. These risks may be more pronounced in connection with the Fund's investments in securities of issuers located in emerging market countries. Redemptions by large shareholders may have a negative impact on the Fund's liquidity.

Loan-Related Investments Risk. In addition to risks generally associated with debt investments (e.g., interest rate risk and default risk), loan-related investments such as loan participations and assignments are subject to other risks. Although a loan obligation may be fully collateralized at the time of acquisition, the collateral may decline in value, be or become illiquid or less liquid, or lose all or substantially all of its value subsequent to investment. Many loan investments are subject to legal or contractual restrictions on resale and certain loan investments may be or become illiquid or less liquid and more difficult to value, particularly in the event of a downgrade of the loan or the borrower. There is less readily available, reliable information about most loan investments than is the case for many other types of securities. Substantial increases in interest rates may cause an increase in loan obligation defaults. With respect to loan participations, the Fund may not always have direct recourse against a borrower if the borrower fails to pay scheduled principal and/or interest; may be subject to greater delays, expenses and risks than if the Fund had purchased a direct obligation of the borrower; and may be regarded as the creditor of the agent lender or counterparty (rather than the borrower), subjecting the Fund to the creditworthiness of that lender as well. Investors in loans, such as the Fund, may not be entitled to rely on the anti-fraud protections of the federal securities laws, although they may be entitled to certain contractual remedies.

The market for loan obligations may be subject to irregular trading activity, wide bid/ask spreads and extended trade settlement periods. Because transactions in many loans are subject to extended trade settlement periods, the Fund may not receive the proceeds from the sale of a loan for a period after the sale. As a result, sale proceeds related to the sale of loans may not be available to make additional investments or to meet the Fund's redemption obligations for a period after the sale of the loans, and, as a result, the Fund may have to sell other investments or engage in borrowing transactions, such as borrowing from its credit facility, if necessary to raise cash to meet its obligations. During periods of heightened redemption activity or distressed market conditions, the Fund may seek to obtain expedited trade settlement, which will generally incur additional costs (although expedited trade settlement will not always be available).

Senior loans hold the most senior position in the capital structure of a business entity, and are typically secured with specific collateral, but are nevertheless usually rated below investment grade. Because second lien loans are subordinated or unsecured and thus lower in priority of payment to senior loans, they are subject to the additional risk that the cash flow of the borrower and property securing the loan or debt, if any, may be insufficient to meet scheduled payments after giving effect to the senior secured obligations of the borrower. Second lien loans generally have greater price volatility than senior loans and may be less liquid. Generally, loans have the benefit of restrictive covenants that limit the ability of the borrower to further encumber its assets or impose other obligations. To the extent a loan does not have certain covenants (or has less restrictive covenants), an investment in the loan will be particularly sensitive to the risks associated with loan investments.

Management Risk. A strategy used by the Investment Adviser may fail to produce the intended results.

Market Risk. The value of the securities in which the Fund invests may go up or down in response to the prospects of individual companies, particular sectors or governments and/or general economic conditions throughout the world due to increasingly interconnected global economies and financial markets. Events such as war, military conflict, acts of terrorism, social unrest, natural disasters, recessions, inflation, rapid interest rate changes, supply chain disruptions, sanctions, the spread of infectious illness or other public health threats could also significantly impact the Fund and its investments.

Non-Investment Grade Fixed Income Securities Risk. Non-investment grade fixed income securities and unrated securities of comparable credit quality (commonly known as "junk bonds") are considered speculative and are subject to the increased risk of an issuer's inability to meet principal and interest payment obligations. These securities may be subject to greater price volatility due to such factors as specific issuer developments, interest rate sensitivity, negative perceptions of the junk bond markets generally and less liquidity.

Other Investment Companies Risk. By investing in other investment companies (including ETFs) indirectly through the Fund, investors will incur a proportionate share of the expenses of the other investment companies held by the Fund (including operating costs and investment management fees) in addition to the fees regularly borne by the Fund. In addition, the Fund will be affected by the investment policies, practices and performance of such investment companies in direct proportion to the amount of assets the Fund invests therein.

Portfolio Turnover Rate Risk. A high rate of portfolio turnover involves correspondingly greater expenses which must be borne by the Fund and its shareholders, and is also likely to result in short-term capital gains taxable to shareholders.

Special Situation Investments Risk. The Fund may make investments in event-driven situations such as recapitalizations, financings, corporate and financial restructurings, acquisitions, divestitures, reorganizations or other situations in public or private companies that may provide the Fund with an opportunity to provide debt and/or equity financing, typically on a negotiated basis. The Investment Adviser will seek special situation investment opportunities with limited downside risk relative to their potential upside. These investments are complicated and an incorrect assessment of the downside risk associated with an investment could result in significant losses to the Fund.

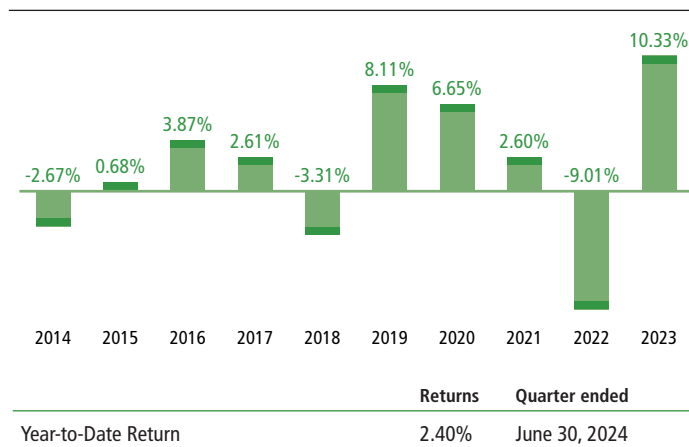
Swaps Risk. In a standard “swap” transaction, two parties agree to exchange the returns, differentials in rates of return or some other amount earned or realized on the “notional amount” of predetermined investments or instruments, which may be adjusted for an interest factor. Swaps can involve greater risks than direct investment in securities, because swaps may be leveraged and subject to counterparty risk (e.g., the risk of a counterparty’s defaulting on the obligation or bankruptcy), credit risk and pricing risk (i.e., swaps may be difficult to value). Swaps may also be considered illiquid. It may not be possible for the Fund to liquidate a swap position at an advantageous time or price, which may result in significant losses.

PERFORMANCE

The bar chart and table below provide an indication of the risks of investing in the Fund by showing: (a) changes in the performance of the Fund’s Institutional Shares from year to year; and (b) how the average annual total returns of the Fund’s Class A, Class C, Institutional, Investor and Class R6 Shares compare to those of a regulatorily required broad-based securities market index (Bloomberg US Aggregate Bond Index) (the “Regulatory Benchmark”) and the Bloomberg US High Yield Ba/B 1-5 Year Total Return USD Index (the “Performance Benchmark”). The Performance Benchmark is generally more representative of the market sectors and/or types of investments in which the Fund invests or to which the Fund has exposure and which the Investment Adviser uses to measure the Fund’s performance. The Fund has included in the table below the performance of the Regulatory Benchmark, which represents a broader measure of market performance, to comply with new regulatory requirements. For additional information about these benchmark indices, please see “Additional Performance and Benchmark Information” on page 48 of the Prospectus. Through April 17, 2024, the Fund had been known as the Goldman Sachs Long Short Credit Strategies Fund, and certain of its principal investment strategies differed. Performance information set forth below reflects the Fund’s former strategies prior to that date. In addition, effective at the close of business on March 21, 2014, the Goldman Sachs Credit Strategies Fund (the “Predecessor Fund”), a closed-end management investment company that was operated as an “interval fund,” was reorganized into the Fund, with shareholders of the Predecessor Fund receiving Institutional Shares of the Fund upon consummation of the reorganization. Because the Predecessor Fund is the accounting survivor, the Fund has assumed the Predecessor Fund’s historical performance. Therefore, the Fund’s performance information for the period prior to March 24, 2014 shown below is that of the Predecessor Fund and performance information prior to this date reflects the Predecessor Fund’s investment strategies and policies. The Fund’s current investment strategies and policies are different from those of the Predecessor Fund. As a result, the Fund’s performance may differ substantially from the performance information shown below for the period prior to March 24, 2014. In addition, as of April 17, 2024, the Fund’s benchmark changed from the ICE Bank of America US 3-Month Treasury Bill Index to the Bloomberg US High Yield Ba/B 1-5 Year Total Return USD Index. The Investment Adviser believes that the Bloomberg US High Yield Ba/B 1-5 Year Total Return USD Index is a more appropriate benchmark against which to measure performance in light of the changes to the Fund’s principal investment strategies. The Fund’s past performance, before and after taxes, is not necessarily an indication of how the Fund will perform in the future. Updated performance information is available at no additional cost at www.gsamfunds.com/performance or by calling the appropriate phone number on the back cover of the Prospectus.

The bar chart (including “Best Quarter” and “Worst Quarter” information) does not reflect the sales loads applicable to the Predecessor Fund prior to March 24, 2014. If the sales loads were reflected, returns would be less. Performance reflects applicable fee waivers and/or expense limitations in effect during the periods shown.

CALENDAR YEAR (INSTITUTIONAL)



During the periods shown in the chart above:	Returns	Quarter ended
Best Quarter Return	9.38%	June 30, 2020
Worst Quarter Return	-8.26%	March 31, 2020

AVERAGE ANNUAL TOTAL RETURN

For the period ended December 31, 2023*	1 Year	5 Years	10 Years	Since Inception	Inception Date
Class A Shares					4/30/2014
Returns Before Taxes	5.80%	2.39%	N/A	0.98%	
Class C Shares					4/30/2014
Returns Before Taxes	8.11%	2.39%	N/A**	0.61%	
Institutional Shares					6/15/2009
Returns Before Taxes	10.33%	3.50%	1.84%	—	
Returns After Taxes on Distributions	7.68%	1.54%	-0.08%	—	
Returns After Taxes on Distributions and Sale of Fund Shares	6.05%	1.84%	0.54%	—	
Investor Shares					4/30/2014
Returns Before Taxes	10.10%	3.41%	N/A	1.62%	
Class R6 Shares					11/30/2017
Returns Before Taxes	10.34%	3.51%	1.84%***	—	
ICE Bank of America Three-Month US Treasury Bill Index (reflects no deduction for fees or expenses)	5.02%	1.88%	1.25%	—	
Bloomberg US High Yield Ba/B 1-5 Year Total Return USD Index (reflects no deduction for fees or expenses)	11.60%	5.19%	4.18%	—	
Bloomberg US Aggregate Bond Index (reflects no deduction for fees or expenses)	5.53%	1.10%	1.81%	—	

* The average annual total return figures for the Fund's Shares (other than Class A and Class R6 Shares), which do not impose an initial sales charge, do not reflect an initial sales charge for the periods shown. Prior to March 24, 2014 (the effective date of the reorganization of the Predecessor Fund into the Fund), the maximum initial sales charge applicable to sales of Common Shares of the Predecessor Fund was 2.50%, which is not reflected in the average annual total return figures shown. Class A, Class C, and Investor Shares commenced operations on April 30, 2014, and Institutional Shares commenced operations on March 24, 2014. Prior to April 30, 2014, the performance of the Class A, Class C, and Investor Shares is that of the Institutional Shares (for the period between March 24, 2014 and April 30, 2014) and that of the Predecessor Fund's Common Shares (for the period prior to March 24, 2014). Prior to March 24, 2014, the performance of the Institutional Shares is that of the Predecessor Fund's Common Shares. Performance has been adjusted for the Class A and Class C Shares to reflect the fees of these share classes. Performance has not been adjusted for the Institutional and Investor Shares to reflect the fees of these share classes, however, if performance had been adjusted, it would have been higher than that of the Common Shares. The Predecessor Fund commenced operations on June 15, 2009.

** Class C Shares automatically convert into Class A Shares eight years after the purchase date. The 10-Year performance for Class C Shares does not reflect the conversion to Class A Shares after the first eight years of performance.

*** Class R6 Shares commenced operations on November 30, 2017. Prior to that date, the performance of Class R6 Shares shown in the table above is that of Institutional Shares (for the period between March 24, 2014 and November 30, 2017) and of the Predecessor Fund's Common Shares (for the period prior to March 24, 2014). Performance has not been adjusted to reflect the lower expenses of Class R6 Shares. Class R6 Shares would have had higher returns because: (i) Institutional Shares and Class R6 Shares represent interests in the same portfolio of securities; and (ii) Class R6 Shares have lower expenses.

The after-tax returns are for Institutional Shares only. The after-tax returns for Class A, Class C, Investor and Class R6 Shares will vary. After-tax returns are calculated using the historical highest individual federal marginal income tax rates and do not reflect the impact of state and local taxes. Actual after-tax returns depend on an investor's tax situation and may differ from those shown. In addition, the after-tax returns shown are not relevant to investors who hold Fund shares through tax-deferred arrangements such as 401(k) plans or individual retirement accounts.

PORTFOLIO MANAGEMENT

Goldman Sachs Asset Management, L.P. is the investment adviser for the Fund (the "Investment Adviser" or "GSAM").
Portfolio Managers: Ashish Shah, Managing Director, Global Co-head and Chief Investment Officer of Public Investing, has managed the Fund since 2019; Aakash Thombre, Managing Director and Global Co-Head of High Yield and Bank Loans, has managed the Fund since 2021; Peter Campo, Managing Director, Global Co-Head of High Yield and Bank Loans, has managed the Fund since February 2024; and Michael McGuinness, Managing Director, Head of High Yield and Bank Loans research and a portfolio manager within Global Fixed Income, has managed the Fund since 2019.

BUYING AND SELLING FUND SHARES

The minimum initial investment for Class A and Class C Shares is, generally, \$1,000. The minimum initial investment for Institutional Shares is, generally, \$1,000,000 for individual or institutional investors or certain wrap account sponsors, alone or in combination with other assets under the management of the Investment Adviser and its affiliates. There is no minimum for initial purchases of Investor

and Class R6 Shares, except for certain institutional investors who purchase Class R6 Shares directly with the Fund's transfer agent for which the minimum initial investment is \$5,000,000. Those share classes with a minimum initial investment requirement do not impose it on certain employee benefit plans, and Institutional Shares do not impose it on certain investment advisers investing on behalf of other accounts.

The minimum subsequent investment for Class A and Class C shareholders is \$50, except for certain employee benefit plans, for which there is no minimum. There is no minimum subsequent investment for Institutional, Investor or Class R6 shareholders.

You may purchase and redeem (sell) shares of the Fund on any business day through certain intermediaries that have a relationship with Goldman Sachs & Co. LLC ("Goldman Sachs"), including banks, trust companies, brokers, registered investment advisers and other financial institutions ("Intermediaries").

TAX INFORMATION

For important tax information, please see "Tax Information" on page 40 of the Prospectus.

PAYMENTS TO BROKER-DEALERS AND OTHER FINANCIAL INTERMEDIARIES

For important information about financial intermediary compensation, please see "Payments to Broker-Dealers and Other Financial Intermediaries" on page 40 of the Prospectus.

Single Sector Fixed Income Funds – Additional Summary Information

TAX INFORMATION

The Fund's distributions are taxable, and will be taxed as ordinary income or capital gains, unless you are investing through a tax-deferred arrangement, such as a 401(k) plan or an individual retirement account. Investments made through tax-deferred arrangements may become taxable upon withdrawal from such arrangements.

PAYMENTS TO BROKER-DEALERS AND OTHER FINANCIAL INTERMEDIARIES

If you purchase the Fund through an Intermediary, the Fund and/or its related companies may pay the Intermediary for the sale of Fund shares and related services. These payments may create a conflict of interest by influencing the Intermediary and your salesperson to recommend the Fund over another investment. Ask your salesperson or visit your Intermediary's website for more information.

Investment Management Approach

INVESTMENT OBJECTIVES

The Emerging Markets Debt Fund seeks a high level of total return consisting of income and capital appreciation. The High Yield Fund seeks a high level of current income and may also consider the potential for capital appreciation. The High Yield Floating Rate Fund seeks a high level of current income. The Investment Grade Credit Fund seeks a high level of total return consisting of capital appreciation and income. The Emerging Markets Credit Fund seeks total return consisting of income and capital appreciation. The Short Duration High Yield Fund seeks total return consisting of a high level of current income and capital appreciation. Each Fund's investment objective may be changed without shareholder approval upon 60 days' notice.

PRINCIPAL INVESTMENT STRATEGIES

Emerging Markets Credit Fund

The Fund invests, under normal circumstances, at least 80% of its Net Assets in corporate, quasi-sovereign and sovereign debt securities and other instruments of issuers in emerging market countries. Such instruments may include ETFs, structured securities and other investments with similar economic exposures.

The Fund's portfolio managers seek to build a portfolio across the emerging markets debt market consistent with the Fund's overall risk budget.

Emerging markets debt securities may include (without limitation) fixed and floating rate, senior and subordinated corporate debt obligations (such as bonds, debentures, notes and commercial paper) and collateralized debt and loan obligations.

The Fund may also seek to obtain exposure to fixed income investments through investments in affiliated or unaffiliated investment companies, including ETFs.

The Fund intends to use structured securities and derivative instruments, including but not limited to credit linked notes, financial future contracts, forward contracts and swap contracts to gain exposure to certain countries, currencies, issuers or indices.

The Fund may invest in securities of any credit rating. The countries in which the Fund invests may have sovereign ratings that are below investment grade or are unrated. Moreover, many of the issuers of corporate or other privately issued debt obligations in which the Fund invests will be smaller companies with stock market capitalizations of \$1 billion or less at the time of investment. Securities of these issuers may be rated below investment grade (so-called "high yield" or "junk" bonds) or unrated. Although a majority of the Fund's assets may be denominated in U.S. Dollars, the Fund may invest in securities denominated in any currency and may be subject to the risk of adverse currency fluctuations.

For purposes of the Fund's policy to invest at least 80% of its Net Assets in debt securities and other instruments of "emerging market country" issuers, the Investment Adviser may consider classifications by the World Bank, the International Finance Corporation, the United Nations (and its agencies) or the Fund's benchmark index provider in determining whether a country is emerging or developed. Such countries are likely to be located in Africa, Asia, the Middle East, Eastern and Central Europe and Latin America.

Quasi-sovereign debt consists of debt securities issued by companies wholly or majority owned by governments or any of their agencies, political subdivisions or instrumentalities and supranational organizations. Sovereign debt consists of debt securities issued by governments or any of their agencies, political subdivisions or instrumentalities.

An emerging market country issuer is an issuer economically tied to one or more emerging market countries. In determining whether an issuer is economically tied to a particular country, the Investment Adviser will consider whether the issuer:

- Has a class of securities whose principal securities market is in that country;
- Has its principal office in that country;
- Derives 50% or more of its total revenue or profit from goods produced, sales made or services provided in that country;
- Maintains 50% or more of its assets in that country; or
- Is otherwise determined to be economically tied to that country by the Investment Adviser in its discretion. For example, the Investment Adviser may use the classifications assigned by third parties, including an issuer's "country of risk" as determined by Bloomberg or the classifications assigned to an issuer by the Fund's benchmark index provider. These classifications are generally based on a number of criteria, including an issuer's country of domicile, the primary stock exchange on which an issuer's securities trade, the location from which the majority of an issuer's revenue is derived, and an issuer's reporting currency. Although the Investment Adviser may rely on these classifications, it is not required to do so.

Shareholders will be provided with sixty days notice in the manner prescribed by the SEC before any change in the Fund's policy to invest at least 80% of its Net Assets in the particular type of investment suggested by its name.

The Fund's target duration range under normal interest rate conditions is expected to approximate that of the J.P. Morgan Corporate Emerging Markets Bond Index (CEMBISM) – Broad Diversified (Gross, USD, Unhedged), plus or minus 2 years, and over the last five years ended June 30, 2024, the duration of this index has ranged between 4.0 and 4.7 years.

The Fund may invest up to 20% of its Net Assets in equity and/or equity related securities and corporate, quasi-sovereign and sovereign debt securities and other instruments in issuers in developed market countries. The Fund may also hold significant amounts of U.S. Treasuries, affiliated money market funds and cash.

The Investment Adviser measures the Fund's performance against the J.P. Morgan Corporate Emerging Markets Bond Index (CEMBISM)—Broad Diversified (Gross, USD, Unhedged). The Fund's broad-based securities market index is the Bloomberg Global Aggregate Bond Index. The J.P. Morgan Corporate Emerging Markets Bond Index (CEMBISM)—Broad Diversified (Gross, USD, Unhedged) tracks total returns of U.S. dollar-denominated debt instruments issued by corporate entities in emerging market countries. The Bloomberg Global Aggregate Bond Index, an unmanaged index, provides a broad based measure of the global investment-grade fixed-rate debt markets and covers the most liquid portion of the global investment grade fixed-rate bond, market, including government, credit and collateralized securities.

THE FUND IS NON-DIVERSIFIED UNDER THE INVESTMENT COMPANY ACT, AND MAY INVEST A LARGER PERCENTAGE OF ITS ASSETS IN FEWER ISSUERS THAN DIVERSIFIED MUTUAL FUNDS.

Emerging Markets Debt Fund

The Fund invests, under normal circumstances, at least 80% of its Net Assets in sovereign and corporate debt securities and other instruments of issuers in emerging market countries. Such instruments may include credit linked notes and other investments with similar economic exposures.

The Fund's portfolio managers seek to build a portfolio across the emerging markets debt market consistent with the Fund's overall risk budget and the views of the Investment Adviser's Global Fixed Income top-down teams.

The Fund may invest in all types of foreign and emerging country fixed income securities, including the following:

- Debt issued by governments, their agencies and instrumentalities, or by their central banks, including Brady Bonds;
- Interests in structured securities;
- Fixed and floating rate, senior and subordinated corporate debt obligations (such as bonds, debentures, notes and commercial paper);
- Loan participations; and
- Repurchase agreements with respect to the foregoing.

Foreign securities include securities of issuers located outside the U.S. or securities quoted or denominated in a currency other than the U.S. Dollar.

The Fund intends to use structured securities or derivatives, including but not limited to credit linked notes, financial future contracts, forward contracts and swap contracts to gain exposure to certain countries or currencies.

The Fund may also seek to obtain exposure to fixed income investments through investments in affiliated or unaffiliated investment companies, including ETFs.

The Fund may invest in securities of any credit rating. The countries in which the Fund invests may have sovereign ratings that are below investment grade or are unrated. Moreover, to the extent the Fund invests in corporate or other privately issued debt obligations, many of the issuers of such obligations will be smaller companies with stock market capitalizations of \$1 billion or less at the time of investment. Securities of these issuers may be rated below investment grade (so-called "high yield" or "junk" bonds) or unrated. Although a majority of the Fund's assets may be denominated in U.S. Dollars, the Fund may invest in securities denominated in any currency and may be subject to the risk of adverse currency fluctuations.

For purposes of the Fund's policy to invest at least 80% of its Net Assets in securities and instruments of issuers in "emerging market countries", the Investment Adviser generally expects a country to be an "emerging market country" if the country is identified as an "emerging market country" in the Fund's benchmark index. Such countries are likely to be located in Africa, Asia, the Middle East, Eastern and Central Europe and Latin America. Sovereign debt consists of debt securities issued by governments or any of their agencies, political subdivisions or instrumentalities. Sovereign debt may also include nominal and real inflation-linked securities.

An emerging market country issuer is an issuer economically tied to one or more emerging market countries. In determining whether an issuer is economically tied to a particular country, the Investment Adviser will consider whether the issuer:

- Has a class of securities whose principal securities market is in that country;
- Has its principal office in that country;
- Derives 50% or more of its total revenue or profit from goods produced, sales made or services provided in that country;

- Maintains 50% or more of its assets in that country; or
- Is otherwise determined to be economically tied to that country by the Investment Adviser in its discretion. For example, the Investment Adviser may use the classifications assigned by third parties, including an issuer's "country of risk" as determined by Bloomberg or the classifications assigned to an issuer by the Fund's benchmark index provider. These classifications are generally based on a number of criteria, including an issuer's country of domicile, the primary stock exchange on which an issuer's securities trade, the location from which the majority of an issuer's revenue is derived, and an issuer's reporting currency. Although the Investment Adviser may rely on these classifications, it is not required to do so.

Shareholders will be provided with sixty days notice in the manner prescribed by the SEC before any change in the Fund's policy to invest at least 80% of its Net Assets in the particular type of investment suggested by its name.

The Fund's target duration range under normal interest rate conditions is expected to approximate that of the J.P. Morgan Emerging Markets Bond Index (EMBISM) Global Diversified Index (Gross, USD, Unhedged), plus or minus 2 years, and over the last five years ended June 30, 2024, the duration of this index has ranged between 6.2 and 8.1 years.

The Investment Adviser measures the Fund's performance against the J.P. Morgan Emerging Markets Bond Index (EMBISM) Global Diversified Index (Gross, USD, Unhedged). The Fund's broad-based securities market index is the Bloomberg Global Aggregate Index. The J.P. Morgan Emerging Markets Bond Index (EMBISM) Global Diversified Index (Gross, USD, Unhedged) is an unmanaged index of debt instruments of emerging countries. The Bloomberg Global Aggregate Index, an unmanaged index, provides a broad based measure of global investment grade fixed income securities.

High Yield Fund

The Fund invests, under normal circumstances, at least 80% of its Net Assets in high-yield, fixed income securities that, at the time of purchase, are non-investment grade securities. Shareholders will be provided with sixty days notice in the manner prescribed by the SEC before any change in the Fund's policy to invest at least 80% of its Net Assets in the particular type of investment suggested by its name. Non-investment grade securities are securities rated BB+, Ba1 or below by an NRSRO, or, if unrated, determined by the Investment Adviser to be of comparable credit quality, and are commonly referred to as "junk bonds." The Fund may invest in all types of fixed income securities, including:

- Senior and subordinated corporate debt obligations (such as bonds, debentures, notes and commercial paper)
- Convertible and non-convertible corporate debt obligations
- Loan participations
- Custodial receipts
- Municipal securities
- Preferred stock

The Fund may invest up to 25% of its total assets in obligations of domestic and foreign issuers which are denominated in currencies other than the U.S. dollar and in securities of issuers located in emerging countries denominated in any currency. However, to the extent that the Investment Adviser has entered into transactions that are intended to hedge the Fund's position in a non-dollar denominated obligation against currency risk, such obligation will not be counted when calculating compliance with the 25% limitation on obligations in non-U.S. currency.

Under normal market conditions, the Fund may invest up to 20% of its Net Assets in investment grade fixed income securities, including U.S. Government Securities. The Fund may also invest in common stocks, warrants, rights and other equity securities, but will generally hold such equity investments only when debt or preferred stock of the issuer of such equity securities is held by the Fund or when the equity securities are received by the Fund in connection with a corporate restructuring of an issuer.

The Fund may invest in derivatives, including (i) credit default swap indices (or CDX) and total return swaps for hedging purposes or to seek to increase total return, and (ii) interest rate futures, forwards and swaps to manage the portfolio's duration.

The Fund may also seek to obtain exposure to fixed income investments through investments in affiliated or unaffiliated investment companies, including ETFs.

The Fund's target duration range under normal interest rate conditions is expected to approximate that of the Bloomberg U.S. High-Yield 2% Issuer Capped Bond Index plus or minus 2.5 years, and over the last five years ended June 30, 2024, the duration of this Index has ranged between 3.12 and 4.45 years. The Fund may invest in all types of fixed income securities.

The Fund's investments are selected using a bottom-up analysis that incorporates fundamental research, a focus on market conditions and pricing trends, quantitative research, and news or market events. The selection of individual investments is based on the overall risk and return profile of the investment taking into account liquidity, structural complexity, cash flow uncertainty and downside potential.

Research analyst and portfolio managers systematically assess portfolio positions, taking into consideration, among other factors, broader macroeconomic conditions and industry and company-specific financial performance and outlook. Based upon this analysis, the Investment Adviser will sell positions determined to be overvalued and reposition the portfolio in more attractive investment opportunities on a relative basis given the current climate.

The Investment Adviser measures the Fund's performance against the Bloomberg U.S. High-Yield 2% Issuer Capped Bond Index. The Fund's broad-based securities market index is the Bloomberg Global Aggregate Bond Index. The Bloomberg U.S. High-Yield 2% Issuer Capped Bond Index covers the universe of U.S. dollar denominated, non-convertible, fixed rate, non-investment grade debt. Index holdings must have at least one year to final maturity, at least \$150 million par amount outstanding, and be publicly issued with a rating of Ba1 or lower. The Bloomberg Global Aggregate Bond Index, an unmanaged index, provides a broad based measure of the global investment-grade fixed-rate debt markets and covers the most liquid portion of the global investment grade fixed-rate bond market, including government, credit and collateralized securities.

High Yield Floating Rate Fund

The Fund invests, under normal circumstances, at least 80% of its Net Assets in domestic or foreign floating rate loans and other floating or variable rate obligations rated below investment grade. Non-investment grade obligations are those rated BB+, Ba1 or below by an NRSRO, or, if unrated, determined by the Investment Adviser to be of comparable credit quality, and are commonly referred to as "junk bonds". Shareholders will be provided with sixty days notice in the manner prescribed by the SEC before any change in the Fund's policy to invest at least 80% of its Net Assets in the particular type of investment suggested by its name.

The Fund's investments in floating and variable rate obligations may include, without limitation, senior secured loans (including assignments and participations), second lien loans, senior unsecured and subordinated loans, senior and subordinated corporate debt obligations (such as bonds, debentures, notes and commercial paper), debt issued by governments, their agencies and instrumentalities, and debt issued by central banks. The Fund may invest indirectly in loans by purchasing participations or sub-participations from financial institutions. Participations and sub-participations represent the right to receive a portion of the principal of, and all of the interest relating to such portion of, the applicable loan. The Fund expects to invest principally in the U.S. loan market and, to a lesser extent, in the European loan market. The Fund may also invest in other loan markets, although it does not currently intend to do so.

Under normal conditions, the Fund may invest up to 20% of its Net Assets in fixed income instruments, of any credit rating, including fixed rate corporate bonds, government bonds, convertible debt obligations, and mezzanine fixed income instruments. The Fund may also invest in floating or variable rate instruments that are rated investment grade and in preferred stock, repurchase agreements and cash securities.

The Fund may also invest in derivative instruments. Derivatives are instruments that have a value based on another instrument, exchange rate or index. The Fund's investments in derivatives may include credit default swaps on credit and loan indices, forward contracts and total return swaps, among others. The Fund may use currency management techniques, such as forward foreign currency contracts, for hedging or non-hedging purposes. The Fund may invest in interest rate futures and swaps to manage the portfolio's duration. Derivatives that provide exposure to floating or variable rate loans or obligations rated below investment grade are counted towards the Fund's 80% policy.

The Fund may also seek to obtain exposure to fixed income investments through investments in affiliated or unaffiliated investment companies, including ETFs.

The Fund's target duration range under normal interest rate conditions is expected to approximate that of the Credit Suisse Leveraged Loan Index, plus or minus one year, and over the last five years ended June 30, 2024, the duration of this index has ranged between 0.03 and 0.19 years. The Fund's investments in floating rate obligations will generally have short to intermediate maturities (approximately 4-7 years).

The Fund's investments are selected using a bottom-up analysis that incorporates fundamental research, a focus on market conditions and pricing trends, quantitative research, and news or market events. The selection of individual investments is based on the overall risk and return profile of the investment taking into account liquidity, structural complexity, cash flow uncertainty and downside potential. Research analyst and portfolio managers systematically assess portfolio positions, taking into consideration, among other factors, broader macroeconomic conditions and industry and company-specific financial performance and outlook. Based upon this analysis, the Investment Adviser will sell positions determined to be overvalued and reposition the portfolio in more attractive investment opportunities on a relative basis given the current climate.

The Investment Adviser measures the Fund's performance against the Credit Suisse Leveraged Loan Index. The Fund's broad-based securities market index is the Bloomberg Global Aggregate Bond Index. The Credit Suisse Leveraged Loan Index is an index designed to mirror the investable universe of the United States dollar-denominated leveraged loan market. The Credit Suisse Leveraged Loan Index is unmanaged and is not available for direct investment. The Bloomberg Global Aggregate Bond Index, an unmanaged index, provides a broad based measure of the global investment-grade fixed-rate debt markets and covers the most liquid portion of the global investment grade fixed-rate bond market, including government, credit and collateralized securities.

Investment Grade Credit Fund

The Fund invests, under normal circumstances, at least 80% of its Net Assets in investment grade fixed income securities. Shareholders will be provided with sixty days notice in the manner prescribed by the SEC before any change in the Fund's policy to invest at least 80% of its Net Assets in the particular type of investment suggested by its name. Investment grade securities are securities that are rated at the time of purchase at least BBB– by Standard & Poor's, at least Baa3 by Moody's, or have a comparable credit rating by another NRSRO or, if unrated, are determined by the Investment Adviser to be of comparable credit quality. The Fund may invest in corporate securities, U.S. Government Securities, Mortgage-Backed Securities, asset-backed securities, and Municipal Securities. The Fund also intends to invest in derivatives, including (but not limited to) interest rate futures, interest rate swaps and credit default swaps, which are used primarily to hedge the Fund's portfolio risks, manage the Fund's duration and/or gain exposure to certain fixed income securities or indices. Although the Fund may invest without limit in foreign securities, the Fund's investments in non-U.S. dollar denominated obligations (hedged or unhedged against currency risk) will not exceed 25% of its total assets at the time of investment, and 10% of the Fund's total assets may be invested in obligations of emerging countries. Additionally, exposure to non-U.S. currencies (unhedged against currency risk) will not exceed 25% of the Fund's total assets.

The Fund may also seek to obtain exposure to fixed income investments through investments in affiliated or unaffiliated investment companies, including ETFs.

The Fund's target duration range under normal interest rate conditions is expected to approximate that of the Bloomberg U.S. Credit Index, plus or minus one year, and over the last five years ended June 30, 2024, the duration of this Index has ranged between 6.5 and 8.8 years.

The Fund's portfolio management team seeks to build a portfolio that reflects their investment views across the investment grade credit market consistent with the Fund's overall risk budget and the views of the Investment Adviser's Global Fixed Income top-down teams.

The Investment Adviser measures the Fund's performance against the Bloomberg U.S. Credit Index. The Fund's broad-based securities market index is the Bloomberg Global Aggregate Bond Index. The Bloomberg U.S. Credit Index is an unmanaged index that is unbundled into pure corporates (industrial, utility, and finance, including both U.S. and Non-U.S. corporations) and noncorporates (sovereign, supranational, foreign agencies, and foreign local governments). The Bloomberg Global Aggregate Bond Index, an unmanaged index, provides a broad based measure of the global investment-grade fixed-rate debt markets and covers the most liquid portion of the global investment grade fixed-rate bond, market, including government, credit and collateralized securities.

Short Duration High Yield Fund

The Fund invests, under normal circumstances, at least 80% of its Net Assets in high-yield, fixed income securities that, at the time of purchase, are non-investment grade securities. Non-investment grade securities are securities rated BB+, Ba1 or below by a NRSRO, or, if unrated, determined by the Investment Adviser to be of comparable credit quality, and are commonly referred to as "junk bonds."

The Fund may invest in all types of fixed income securities including, without limitation, the following: (i) fixed rate and floating rate income securities; (ii) loans and loan participations including: (a) Senior Loans, (b) Second Lien Loans and (c) other types of secured or unsecured loans with fixed, floating, or variable interest rates; (iii) convertible securities; (iv) collateralized debt, bond and loan obligations; (v) bank and corporate debt obligations; (vi) preferred securities and trust preferred securities; (vii) structured securities, including credit-linked notes; and/or (viii) listed and unlisted, public and private, rated and unrated debt instruments and other obligations, including those of financially troubled companies (sometimes known as "distressed securities" or "defaulted securities").

The Fund may invest in fixed income instruments and obligations directly, or indirectly by investing in derivative or synthetic instruments, including, without limitation, credit default swaps (including credit default swaps on credit related indices) and loan credit default swaps. Derivatives or synthetic instruments that provide exposure to high yield, non-investment grade fixed income securities are counted towards the Fund's 80% policy.

The Fund may also seek to obtain exposure to fixed income investments through investments in affiliated or unaffiliated investment companies, including ETFs.

The Fund may invest in U.S. dollar denominated as well as non-U.S. dollar denominated (foreign) securities. The Fund may also hold cash, and/or invest in cash equivalents.

The Fund's target duration range under normal interest rate conditions is expected to approximate that of the Bloomberg US High Yield Ba/B 1-5 Year Total Return USD Index, plus or minus 2 years, and over the last five years ended June 30, 2024, the duration of this index has ranged between 1.6 and 2.7 years. "Duration" is a measure of a debt security's price sensitivity to changes in interest rates. The longer the duration of the Fund (or an individual debt security), the more sensitive its market price to changes in interest rates. For example, if market interest rates increase by 1%, the market price of a debt security with a positive duration of 3 years will generally decrease by approximately 3%. Conversely, a 1% decline in market interest rates will generally result in an increase of approximately 3% of that security's market price.

The Fund's investments are selected using a bottom-up analysis that incorporates fundamental research, a focus on market conditions and pricing trends, quantitative research, and news or market events. As part of the Investment Adviser's fundamental investment process, the Investment Adviser may integrate environmental, social and governance ("ESG") factors alongside traditional fundamental factors. The selection of individual investments is based on the overall risk and return profile of the investment taking into account liquidity, structural complexity, cash flow uncertainty and downside potential. Research analysts and portfolio managers systematically assess portfolio positions, taking into consideration, among other factors, broader macroeconomic conditions and industry and company-specific financial performance and outlook. Based upon this analysis, the Investment Adviser will sell positions determined to be overvalued and reposition the portfolio in more attractive investment opportunities on a relative basis given the current climate. No one factor or consideration is determinative in the fundamental investment process.

The Investment Adviser measures the Fund's performance against the Bloomberg US High Yield Ba/B 1-5 Year Total Return USD. The Fund's broad-based securities market index is the Bloomberg U.S. Aggregate Bond Index. The Bloomberg U.S. Aggregate Bond Index represents an unmanaged diversified portfolio of investment grade, U.S. dollar-denominated, fixed income securities, including U.S. Treasuries, government-related and corporate securities, mortgage-backed securities (agency fixed-rate pass-throughs), asset-backed securities and commercial mortgage-backed securities (agency and non-agency).

ALL FUNDS

"Duration" is a measure of a debt security's price sensitivity to changes in interest rates. The longer the duration of the Fund (or an individual debt security), the more sensitive its market price to changes in interest rates. For example, if market interest rates increase by 1%, the market price of a debt security with a positive duration of 3 years will generally decrease by approximately 3%. Conversely, a 1% decline in market interest rates will generally result in an increase of approximately 3% of that security's market price.

The Funds may, from time to time, take temporary defensive positions that are inconsistent with the Funds' principal investment strategies in attempting to respond to adverse market, political or other conditions. For temporary defensive purposes (and to the extent that it is permitted to invest in the following), the Fund may invest up to 100% of its total assets in U.S. Government Securities, commercial paper rated at least A-2 by Standard & Poor's, P-2 by Moody's, or having a comparable credit rating by another NRSRO (or if unrated, determined by the Investment Adviser to be of comparable credit quality), certificates of deposit, bankers' acceptances, repurchase agreements, non-convertible preferred stocks and non-convertible corporate bonds with a remaining maturity of less than one year, ETFs and other investment companies and cash items. **When the Fund's assets are invested in such instruments, the Fund may not be achieving its investment objective.**

Fixed Income Investment Philosophy—Emerging Markets Debt Fund, Investment Grade Credit Fund and Emerging Markets Credit Fund:

Our process:

- *Combines diversified sources of return by employing multiple strategies*
- *Takes a global perspective to seek relative value opportunities*
- *Employs focused specialist teams to seek to identify short-term mis-pricings and incorporate long-term views*
- *Emphasizes a risk-aware approach as we view management as both an offensive and defensive tool*

The Fixed Income Portfolio Management Team implements this overall philosophy through an investment process that seeks to maximize risk-adjusted total returns by using a diverse set of investment strategies and revolves around four key elements:

1. Developing a long-term risk budget—Lead portfolio managers (the "Portfolio Team") set the strategic direction of a Fund by establishing a "risk budget." The "risk budget" for the Funds is the range the portfolio managers will allow the Funds to deviate from their respective benchmarks with respect to sector allocations, country allocations, securities selection and, to a lesser extent, duration. Following analysis of risk and return objectives, they allocate the overall risk budget to each component strategy to seek to optimize potential return.

2. Fundamental investment process—The Fixed Income Portfolio Management Team employs a fundamental investment process that considers a wide range of factors, and no one factor or consideration is determinative. Traditional fundamental factors that the Fixed Income Portfolio Management Team may consider include, but are not limited to, leverage, earnings, enterprise value, industry trends and macroeconomic factors. As part of its fundamental investment process, the Fixed Income Portfolio Management Team may integrate environmental, social and governance ("ESG") factors alongside traditional fundamental factors to seek to: (i) determine whether a particular fixed income security and/or sector is suitable and attractively priced for investment and (ii) assess their potential impact on the credit quality and spreads of a particular fixed income security. ESG factors that the Fixed Income Portfolio Management Team may consider include, but are not limited to, physical risk (e.g., wildfires, floods, droughts and rising sea levels), carbon intensity and emissions profiles, governance practices and board structure. The identification of a risk related to an ESG factor will not necessarily exclude a particular fixed income security and/or sector that, in the Fixed Income Portfolio Management Team's view, is otherwise suitable and attractively priced for investment, and the Fixed Income Portfolio Management Team may invest in a

security or sector without integrating ESG factors or considerations into its fundamental investment process. The relevance of specific traditional fundamental factors and ESG factors to the fundamental investment process varies across asset classes, sectors and strategies. The Fixed Income Portfolio Management Team may utilize data sources provided by third-party vendors and/or engage directly with issuers when assessing the above factors.

3. Generating investment views and strategies—Our Top-down and Bottom-up Strategy Teams (collectively, “Strategy Teams”) generate investment ideas within their areas of specialization. The Top-down Strategy Teams are responsible for Cross-Sector, Duration, Country and Currency decisions. Concurrently, Bottom-up Strategy Teams, comprised of sector specialists, formulate sub-sector allocation and security selection decisions.

4. Constructing the portfolios—The Portfolio and Strategy Teams construct the Fund’s portfolio through a collaborative process in which the Portfolio Team oversees the overall portfolio while the Strategy Teams actively manage the securities and strategies within their areas of specialization. This process enables the Portfolio Team to build a portfolio consisting of the ideas of the individual Strategy Teams’ consistent with the Fund’s overall risk and return objectives.

Fixed Income Investment Philosophy—High Yield Fund, High Yield Floating Rate Fund and Short Duration High Yield Fund:

The Fixed Income Portfolio Management Team investment process revolves around four key elements:

1. Research and evaluate prospective investments—Investment idea generation begins with the Investment Adviser’s portfolio managers, credit analysts and traders through a combination of the following:

- *Fundamental research;*
- *A focus on market conditions and pricing trends; and*
- *Quantitative research, and/or news and market events.*

The Fixed Income Portfolio Management Team employs a fundamental investment process that considers a wide range of factors, and no one factor or consideration is determinative. Traditional fundamental factors that the Fixed Income Portfolio Management Team may consider include, but are not limited to, leverage, earnings, enterprise value, industry trends and macroeconomic factors. As part of its fundamental investment process, the Fixed Income Portfolio Management Team may integrate environmental, social and governance (“ESG”) factors alongside traditional fundamental factors to seek to: (i) determine whether a particular fixed income security and/or sector is suitable and attractively priced for investment and (ii) assess their potential impact on the credit quality and spreads of a particular fixed income security. ESG factors that the Fixed Income Portfolio Management Team may consider include, but are not limited to, physical risk (e.g., wildfires, floods, droughts and rising sea levels), carbon intensity and emissions profiles, governance practices and board structure. The identification of a risk related to an ESG factor will not necessarily exclude a particular fixed income security and/or sector that, in the Fixed Income Portfolio Management Team’s view, is otherwise suitable and attractively priced for investment, and the Fixed Income Portfolio Management Team may invest in a security or sector without integrating ESG factors or considerations into its fundamental investment process. The relevance of specific traditional fundamental factors and ESG factors to the fundamental investment process varies across asset classes, sectors and strategies. The Fixed Income Portfolio Management Team may utilize data sources provided by third-party vendors and/or engage directly with issuers when assessing the above factors.

2. Identify investment ideas and formulate strategy—The Global Corporate Investment Team—a group of the Investment Adviser’s senior credit experts—meets weekly to discuss and evaluate individual credit ideas and existing risk exposures. The Team formulates broad strategic themes based on sector views, market developments and trends.

3. Construct portfolio—The portfolio managers construct the portfolio based on a combination of the following:

- *Relative value analysis of security selection recommendations;*
- *Top-down scenario analysis to incorporate macroeconomic views and market technicals into the investment selection process; and*
- *Diversification across market segments, industry sectors and instrument types to mitigate risk and account for the likelihood that investments will “pay-off” at different times.*

Positions are sized based upon the risk and return profiles of the investments, accounting for:

- *Liquidity of underlying instruments,*
- *Structural complexity that is difficult to model,*
- *Cash flow uncertainty, and/or*
- *Significant downside potential.*

4. Monitor risk and manage the portfolio on an ongoing basis

- *Conduct regular performance, operational and risk reviews.*
- *Evaluate exit opportunities.*

- Risk (both before and after an investment is made) and returns will be monitored by both the portfolio managers and the independent risk oversight team.

ADDITIONAL FEES AND EXPENSES INFORMATION

"Acquired Fund Fees and Expenses" reflect the expenses (including the management fees) borne by the Fund through its ownership of shares in other investment companies.

Differences in the "Expense Limitation" ratios across the Fund's share classes are the result of, among other things, the effect of mathematical rounding on the daily accrual of expense reimbursement, particularly, in respect to share classes with small amounts of assets.

Differences in the "Other Expenses" ratios across the Fund's share classes are the result of, among other things, contractual differences in transfer agency fees and/or the effect of mathematical rounding on the daily accrual of certain expenses, particularly, in respect to share classes with small amounts of assets.

ADDITIONAL PERFORMANCE AND BENCHMARK INFORMATION

The below is additional information that relates to the "Performance" section of the Fund's Summary section.

Note that the "Best Quarter" and "Worst Quarter" figures shown in the "Performance" section of the Fund's Summary section are applicable only to the time period covered by the bar chart.

The definitions below apply to the after-tax returns shown in the "Performance" section of the Fund's Summary section.

Average Annual Total Returns Before Taxes. These returns do not reflect taxes on distributions on the Fund's Shares nor do they show how performance can be impacted by taxes when shares are redeemed (sold) by you.

Average Annual Total Returns After Taxes on Distributions. These returns assume that taxes are paid on distributions on the Fund's Class A Shares (i.e., dividends and capital gains) but do not reflect taxes that may be incurred upon redemption (sale) of the Class A Shares at the end of the performance period.

Average Annual Total Returns After Taxes on Distributions and Sale of Fund Shares. These returns reflect taxes paid on distributions on the Fund's Class A Shares and taxes applicable when the shares are redeemed (sold).

Note on Tax Rates. The after-tax performance figures are calculated using the historically highest individual federal marginal income tax rates at the time of the distributions and do not reflect state and local taxes. In calculating the federal income taxes due on redemptions, capital gains taxes resulting from a redemption are subtracted from the redemption proceeds and the tax benefits from capital losses resulting from the redemption are added to the redemption proceeds. Under certain circumstances, the addition of the tax benefits from capital losses resulting from redemptions may cause the Returns After Taxes on Distributions and Sale of Fund Shares to be greater than the Returns After Taxes on Distributions or even the Returns Before Taxes.

Note on Benchmarks. References in the Prospectus to a Fund's Regulatory or Performance Benchmark (or any other benchmark) are for informational purposes only, and unless otherwise noted, are not an indication of how a particular Fund is managed or a particular Fund's risk characteristics.

OTHER INVESTMENT PRACTICES AND SECURITIES

Although the Fund's principal investment strategies are described in the Fund's Summary—Principal Strategy section of the Prospectus, the following tables identify some of the investment techniques that may (but are not required to) be used by the Fund in seeking to achieve their investment objectives. The tables also highlight the differences and similarities among the Fund in their use of these techniques and other investment practices and investment securities. Numbers in these tables show allowable usage only; for actual usage, consult the Fund's annual/semi-annual reports. For more information about these and other investment practices and securities, see Appendix A.

The Fund publishes on its website (<http://www.gsamfunds.com>) complete portfolio holdings for the Fund as of the end of each fiscal quarter subject to a thirty day lag between the date of the information and the date on which the information is disclosed. In addition, the Fund publishes on its website selected portfolio holdings information as of the end of each month subject to a fifteen day lag between the date of the information and the date on which the information is disclosed. In addition, a description of the Fund's policies and procedures with respect to the disclosure of the Fund's portfolio holdings is available in the Fund's SAI.

- ¹⁰ Percent of total assets (including securities lending collateral) (italic type)
¹⁰ Percent of net assets (excluding borrowings for investment purposes) (roman type)
 • No specific percentage limitation on usage; limited only by the objectives and strategies of the Fund
 — Not permitted

	Emerging Markets Credit Fund	Emerging Markets Debt Fund	High Yield Fund	High Yield Floating Rate	Investment Grade Credit Fund	Short Duration High Yield Fund
Investment Practices						
Borrowings	33 ¹ / ₃	33 ¹ / ₃	33 ¹ / ₃	33 1/2	33 ¹ / ₃	33 ¹ / ₃
Credit, Interest Rate and Total Return Swaps	•	•	•	•	•	•
Cross Hedging of Currencies	•	•	•	•	•	•
Currency Swaps	•	•	•	•	•	
Custodial Receipts and Trust Certificates	•	•	•	•	•	•
Foreign Currency Transactions	•	•	•	•	• ⁵	•
Futures Contracts	•	•	•	•	•	•
Illiquid Investments*	15	15	15	15	15	15
Interest Rate Caps, Floors and Collars	•	•	•	•	•	•
Investment Company Securities (including ETFs) ¹	10	10	10	10	10	10
Mortgage Dollar Rolls	—	—	—	—	•	•
Mortgage Swaps	—	—	•	•	•	•
Options ²	•	•	•	•	•	•
Options on Foreign Currencies ³	•	•	•	•	•	•
Repurchase Agreements	•	•	•	•	•	•
Reverse Repurchase Agreements	•	•	•	•	•	•
Securities Lending	—	—	33 ¹ / ₃	33 ¹ / ₃	—	—
Short Sales ⁴	—	—	—	—	—	•
When-Issued Securities and Forward Commitments	•	•	•	•	•	•

- * Illiquid investments are any investments that the Fund reasonably expects cannot be sold or disposed of in current market conditions in seven calendar days or less without the sale or disposition significantly changing the market value of the investment.
- ¹ This percentage limitation does not apply to the Fund's investments in investment companies (including ETFs) where a higher percentage limitation is permitted under the Investment Company Act or rules, regulations or exemptive relief thereunder.
- ² The Fund may sell call and put options and purchase call and put options on securities and other instruments in which the Fund may invest or any index consisting of securities or other instruments in which they may invest.
- ³ The applicable Fund may purchase and sell call and put options on foreign currencies.
- ⁴ Each Fund may (i) engage in short sales against the box, and (ii) obtain certain forms of short investment exposure through the use of derivatives.
- ⁵ The Investment Grade Credit Fund's exposure to non-U.S. currencies (unhedged against currency risk) will not exceed 25% of its total assets.

10 Percent of total assets (excluding securities lending collateral) (italic type)
 10 Percent of Net Assets (including borrowings for investment purposes) (roman type)
 • No specific percentage limitation on usage; limited only by the objectives and strategies of the Fund
 — Not permitted*

	Emerging Markets Credit Fund	Emerging Markets Debt Fund	High Yield Fund	High Yield Floating Rate Fund	Investment Grade Credit Fund	Short Duration High Yield Fund
Investment Securities						
Asset-Backed Securities	•	•	•	—	•	•
Bank Obligations	•	•	•	•	•	•
Collateralized Loan Obligations	•	•	•	•	•	•
Commodity-Linked Derivative Instruments	•	•	•	•	•	•
Convertible Securities	•	•	•	•	•	•
Corporate Debt Obligations and Trust Preferred Securities	•	•	•	•	•	•
Emerging Country Securities	•	•	25 ³	•	10 ³	•
Floating and Variable Rate Obligations	•	•	•	80+ ⁸	•	•
Foreign Securities ⁷	•	•	• ⁴	•	• ⁴	•
Loans and Loan Participations	•	•	•	•	•	•
Mortgage-Related Securities						
Adjustable Rate Mortgage Loans	—	—	•	—	•	•
Collateralized Mortgage Obligations	—	—	•	—	•	•
Fixed Rate Mortgage Loans	—	—	•	—	•	•
Government Issued Mortgage-Backed Securities	—	—	•	—	•	•
Multiple Class Mortgage-Backed Securities	—	—	•	—	•	•
Privately Issued Mortgage-Backed Securities	—	—	•	—	•	•
Stripped Mortgage-Backed Securities	—	—	•	—	•	•
Non-Investment Grade Fixed Income Securities	•	•	80+ ⁵	•	— ⁶	80+
Preferred Stock, Warrants and Rights	•	•	•	•	•	•
Second Lien Loans	•	•	•	•	•	•
Senior Loans	•	•	•	•	•	•
Structured Securities (which may include credit linked notes) ²	•	•	•	•	•	•
Taxable Municipal Securities	•	•	•	—	•	•
Tax-Free Municipal Securities	•	•	•	—	•	•
Temporary Investments	• ⁷	• ⁷	• ⁷	•	•	•
U.S. Government Securities	•	•	•	•	•	•
Yield Curve Options and Inverse Floating Rate Securities	•	•	•	•	•	•

* The High Yield and High Yield Floating Rate Funds may, however, invest securities lending collateral (if applicable) in registered or unregistered funds that invest in such instruments.

¹ Includes issuers domiciled in one country and issuing securities denominated in the currency of another.

² Structured securities are not subject to the same minimum credit quality requirement as the Fund's investment in fixed income securities.

³ Of each of the High Yield Fund's and Investment Grade Credit Fund's foreign securities investments, 25% and 10%, respectively, of the Fund's total assets in the aggregate may be invested in emerging country securities.

⁴ The High Yield Fund may invest up to 25% of its total assets in securities not denominated in U.S. dollars and in emerging country securities denominated in any currency. If the High Yield Fund's position is hedged against currency risk, such position is not counted when calculating compliance with this 25% limitation. The Investment Grade Credit Fund may invest up to 25% of its total assets in securities not denominated in U.S. dollars (hedged or unhedged against currency risk).

⁵ The High Yield Fund will invest at least 80% of its Net Assets in lower grade securities under normal circumstances.

⁶ The Investment Grade Credit Fund may not purchase securities that are rated below BBB- or Baa3 but may own such a security, if the security is downgraded after purchase.

⁷ The Emerging Markets Debt, High Yield and the Emerging Markets Credit Funds may for this purpose invest in investment grade and high grade securities without limit.

⁸ The High Yield Floating Rate Fund will invest, under normal circumstances, at least 80% of its Net Assets in floating rate loans and other floating or variable rate obligations rated below investment grade.

Risks of the Funds

Loss of money is a risk of investing in the Fund (which, for the remainder of this Prospectus, refers to one or more of the Funds offered in this Prospectus). An investment in the Fund is not a bank deposit and is not insured or guaranteed by the FDIC or any other governmental agency. The principal risks of the Fund are discussed in the Summary section of the Prospectus. The following section provides additional information on the risks that apply to the Fund, which may result in a loss of your investment. The risks applicable to the Fund are presented below in alphabetical order, and not in the order of importance or potential exposure. The Fund should not be relied upon as a complete investment program. There can be no assurance that the Fund will achieve its investment objective.

	Emerging Markets Debt Fund	High Yield Fund	High Yield Floating Rate Fund	Investment Grade Credit Fund	Emerging Markets Credit Fund	Short Duration High Yield Fund
✓ Principal Risk						
• Additional Risk						
Call/Prepayment	•	•	•	•	✓	✓
Collateralized Loan Obligations and Other Collateralized Debt Obligations	•	•	•	•	•	✓
Commodity Sector						•
Contingent Convertible Instruments						•
Conflict of Interest			✓			
Counterparty	✓				✓	✓
Credit/Default	✓	✓	✓	✓	✓	✓
Cybersecurity	•	•	•	•	•	•
Derivatives	✓	✓	✓	✓	✓	✓
Distressed Debt	•	•	•		•	•
Emerging Countries	✓	•	•	•	✓	•
ESG Integration	•	•	•	•	•	•
Extension	•	•	•	•	•	•
Floating and Variable Rate Obligations	•	•	✓	•	•	✓
Foreign	✓	✓	✓	✓	✓	✓
Geographic	•				•	
Interest Rate	✓	✓	•	✓	✓	✓
Large Shareholder Transactions	✓	✓	✓	✓	✓	✓
Leverage	•	•	•	•	•	✓
Liquidity	✓	✓	✓	•	✓	✓
Loan-Related Investments	•	✓	✓	•	•	✓
Management	•	•	•	•	•	✓
Market	✓	✓	✓	✓	✓	✓
Mortgage-Backed and Other Asset-Backed Securities		•	•	•		•
Municipal Securities	•	•		✓	•	•
NAV	•	•	•	•	•	•
Non-Diversification					✓	
Non-Hedging Foreign Currency Trading	•	•	•	•	•	•
Non-Investment Grade Fixed Income Securities	✓	✓	✓	•	✓	✓
Other Investment Companies	✓	✓	✓	✓	✓	✓
Portfolio Turnover Rate						✓
Reverse Repurchase Agreements	•	•	•	•		
Sector	•				•	
Short Position						•
Sovereign Default						
Economic	✓	•	•	•	✓	•
Political	✓	•	•	•	✓	•
Repayment	✓	•	•	•	✓	•
Special Situations Investments						✓
Swaps	•	•	•	•	•	✓
U.S. Government Securities	•	•	•	•	•	•

- **Call/Prepayment Risk**—An issuer could exercise its right to pay principal on an obligation held by the Fund (such as a mortgage-backed security) earlier than expected. This may happen when there is a decline in interest rates, when credit spreads change, or when an issuer’s credit quality improves. Under these circumstances, the Fund may be unable to recoup all of its initial investment and will also suffer from having to reinvest in lower-yielding securities.
- **Collateralized Loan Obligations and Other Collateralized Debt Obligations Risk**—The Funds may invest in collateralized loan obligations (“CLOs”) and other similarly structured investments. A CLO is an asset-backed security whose underlying collateral is a pool of loans, which may include, among others, domestic and foreign floating rate and fixed rate senior secured loans, senior unsecured loans, and subordinate corporate loans, including loans that may be rated below investment grade or equivalent unrated loans. In addition to the normal risks associated with loan- and credit-related securities discussed elsewhere in the Prospectus (e.g., loan-related investments risk, interest rate risk and default risk), investments in CLOs carry additional risks including, but not limited to, the risk that: (i) distributions from the collateral may not be adequate to make interest or other payments; (ii) the quality of the collateral may decline in value or default; (iii) the Fund may invest in tranches of CLOs that are subordinate to other

tranches; (iv) the structure and complexity of the transaction and the legal documents could lead to disputes among investors regarding the characterization of proceeds; and (v) the CLO's manager may perform poorly. CLOs may charge management and other administrative fees, which are in addition to those of the Fund.

CLOs issue classes or "tranches" that offer various maturity, risk and yield characteristics. Losses caused by defaults on underlying assets are borne first by the holders of subordinate tranches. Tranches are categorized as senior, mezzanine and subordinated/equity, according to their degree of risk. If there are defaults or the CLO's collateral otherwise underperforms, scheduled payments to senior tranches take precedence over those of mezzanine tranches, and scheduled payments to mezzanine tranches take precedence over those of subordinated/equity tranches. The riskiest portion is the "equity" tranche which bears the bulk of defaults from the collateral and serves to protect the other, more senior tranches from default in all but the most severe circumstances. Because it is partially protected from defaults, a senior tranche from a CLO trust typically has higher ratings and lower yields than its underlying collateral and may be rated investment grade. Despite the protection from the equity and mezzanine tranches, more senior tranches of CLOs can experience losses due to actual defaults, increased sensitivity to defaults due to collateral default and disappearance of more subordinate tranches, market anticipation of defaults, as well as aversion to CLO securities as a class. The Fund's investments in CLOs primarily consist of investment grade tranches.

Typically, CLOs are privately offered and sold, and thus, are not registered under the securities laws. As a result, investments in CLOs may be characterized by the Fund as illiquid investments and may have limited independent pricing transparency. However, an active dealer market may exist for CLOs that qualify under the Rule 144A "safe harbor" from the registration requirements of the Securities Act for resales of certain securities to qualified institutional buyers, and such CLOs may be characterized by the Fund as liquid investments.

The Fund may also invest in collateralized debt obligations ("CDOs"), which are structured similarly to CLOs, but are backed by pools of assets that are debt securities (rather than being limited only to loans), typically including bonds, other structured finance securities (including other asset-backed securities and other CDOs) and/or synthetic instruments. Like CLOs, the risks of an investment in a CDO depend largely on the type and quality of the collateral securities and the tranche of the CDO in which the Fund invests. CDOs collateralized by pools of asset-backed securities carry the same risks as investments in asset-backed securities directly, including losses with respect to the collateral underlying those asset-backed securities. In addition, certain CDOs may not hold their underlying collateral directly, but rather, use derivatives such as swaps to create "synthetic" exposure to the collateral pool. Such CDOs entail the risks associated with derivative instruments.

- **Commodity Sector Risk**—Exposure to the commodities markets may subject the Fund to greater volatility than investments in more traditional securities. The value of commodity-linked investments may be affected by changes in overall market movements, commodity index volatility, changes in interest rates, or sectors affecting a particular industry or commodity, such as drought, floods, weather, livestock disease, embargoes, tariffs and international economic, business, political and regulatory developments. The prices of energy, industrial metals, precious metals, agriculture and livestock sector commodities may fluctuate widely due to factors such as changes in value, supply and demand and governmental regulatory policies. The energy sector can be significantly affected by changes in the prices and supplies of oil and other energy fuels, energy conservation, the success of exploration projects, and tax and other government regulations, policies of the Organization of Petroleum Exporting Countries ("OPEC") and relationships among OPEC members and between OPEC and oil-importing nations. The metals sector can be affected by sharp price volatility over short periods caused by global economic, financial and political factors, resource availability, government regulation, economic cycles, changes in inflation or expectations about inflation in various countries, interest rates, currency fluctuations, metal sales by governments, central banks or international agencies, investment speculation and fluctuations in industrial and commercial supply and demand. Commodity-linked investments are often offered by companies in the financial services sector, including the banking, brokerage and insurance sectors. As a result, events affecting issuers in the financial services sector may cause the Fund's share value to fluctuate. Although investments in commodities typically move in different directions than traditional equity and debt securities, when the value of those traditional securities is declining due to adverse economic conditions, there is no guarantee that these investments will perform in that manner, and at certain times the price movements of commodity-linked investments have been parallel to those of debt and equity securities.
- **Conflict of Interest Risk**—Affiliates of the Investment Adviser may participate in the primary and secondary market for loan obligations. Because of limitations imposed by applicable law, the presence of the Investment Adviser's affiliates in the loan obligations market may restrict the High Yield Floating Rate Fund's ability to acquire some loan obligations or affect the timing or price of such acquisitions. Also, because the Investment Adviser may wish to invest in the publicly traded securities of a borrower, it may not have access to material non-public information regarding the borrower to which other lenders have access.
- **Contingent Convertible Instruments Risk**—Contingent convertible securities ("CoCos") are a form of hybrid debt security that are intended to either convert into equity or have their principal written down upon the occurrence of certain "triggers." The triggers are generally linked to regulatory capital thresholds or regulatory actions calling into question the issuing banking institution's

continued viability as a going-concern. CoCos' unique equity conversion or principal write-down features are tailored to the issuing banking institution and its regulatory requirements. Some additional risks associated with CoCos include, among others, loss absorption risk, risk as subordinated instruments, and risk that its market value will fluctuate based on unpredictable factors.

- **Counterparty Risk**—Many of the protections afforded to cleared transactions, such as the security afforded by transacting through a clearing house, might not be available in connection with certain over-the-counter (“OTC”) transactions. Therefore, in those instances in which the Fund enters into certain OTC transactions, the Fund will be subject to the risk that its direct counterparty will not perform its obligations under the transactions and that the Fund will sustain losses. However, recent regulatory developments require margin on certain uncleared OTC transactions which may reduce, but not eliminate, this risk.
- **Credit/Default Risk**—An issuer or guarantor of fixed income securities or instruments held by the Fund (which may have low credit ratings) may default on its obligation to pay interest and repay principal or default on any other obligation. The credit quality of the Fund's portfolio securities or instruments may meet the Fund's credit quality requirements at the time of purchase but then deteriorate thereafter, and such a deterioration can occur rapidly. In certain instances, the downgrading or default of a single holding or guarantor of the Fund's holdings may impair the Fund's liquidity and have the potential to cause significant NAV deterioration. These risks are heightened in market environments where interest rates are rising as well as in connection with the Fund's investments in non-investment grade fixed income securities.
- **Cybersecurity Risk**—The Fund may be susceptible to operational and information security risks resulting from cyber-attacks. Cyber-attacks include, among others, stealing or corrupting confidential information and other data that is maintained online or digitally for financial gain, denial-of-service attacks on websites causing operational disruption, and the unauthorized release of confidential information and other data. Cyber-attacks have the ability to cause significant disruptions and impact business operations; to result in financial losses; to prevent shareholders from transacting business; to interfere with the Fund's calculation of NAV; and to lead to violations of applicable privacy and other laws, regulatory fines, penalties, reputational damage, reimbursement or other compensation costs and/or additional compliance costs. Cyber-attacks affecting the Fund or its Investment Adviser, custodian, Transfer Agent, or other third-party service providers may adversely impact the Fund and its shareholders.
- **Derivatives Risk**—The Fund's use of options, futures, forwards, swaps, options on swaps, structured securities and other derivative instruments (collectively referred to in this paragraph as “derivatives”) may result in losses, including due to adverse market movements. Derivatives, which may pose risks in addition to and greater than those associated with investing directly in securities, currencies or other instruments, may increase market exposure and be illiquid or less liquid, volatile, difficult to price and leveraged so that small changes in the value of the underlying assets or instruments may produce disproportionate losses to the Fund. Certain derivatives are also subject to counterparty risk, which is the risk that the other party in the transaction will not fulfill, or lacks the capacity or authority to fulfill, its contractual obligations, liquidity risk, which includes the risk that the Fund will not be able to close its derivatives position when it is advantageous to do so, and risks arising from margin requirements, which include the risk that the Fund will be required to pay additional margin or set aside additional collateral to maintain open derivative positions. Derivatives may be used for both hedging and non-hedging purposes.

The use of derivatives is a highly specialized activity that involves investment techniques and risks different from those associated with investments in more traditional securities and instruments, and there is no guarantee that the use of derivatives will achieve their intended result. If the Investment Adviser is incorrect in its expectation of the timing or level of fluctuation in securities prices, interest rates, currency prices or other variables, the use of derivatives could result in losses, which in some cases may be significant. A lack of correlation between changes in the value of derivatives and the value of the portfolio assets (if any) being hedged could also result in losses. In addition, there is a risk that the performance of the derivatives or other instruments used by the Investment Adviser to replicate the performance of a particular asset class may not accurately track the performance of that asset class.

The use of derivatives is also subject to operational and legal risks. Operational risks generally refer to risks related to potential operational issues, including documentation issues, settlement issues, system failures, inadequate controls, and human error. Legal risks generally refer to risks of loss resulting from insufficient documentation or legality or enforceability of a contract.

- **Distressed Debt Risk**—When the Fund invests in obligations of financially troubled companies (sometimes known as “distressed” securities), there exists the risk that the transaction involving such debt obligations will be unsuccessful, take considerable time or will result in a distribution of cash or a new security or obligation in exchange for the stressed and distressed debt obligations, the value of which may be less than the Fund's purchase price of such debt obligations. Furthermore, if an anticipated transaction does not occur, the Fund may be required to sell its investment at a loss or hold its investment pending bankruptcy proceedings in the event the issuer files for bankruptcy.
- **Emerging Countries Risk**—Investments in securities of issuers located in, or otherwise economically tied to, emerging countries are subject to the risks associated with investments in foreign securities. The securities markets of most emerging countries are less liquid, developed and efficient, are subject to greater price volatility, and have smaller market capitalizations. In addition, emerging markets and frontier countries may have more or less government regulation and generally do not impose as extensive and frequent

accounting, auditing, financial and other reporting requirements as the securities markets of more developed countries. As a result, there could be less information available about issuers in emerging and frontier market countries, which could negatively affect the Investment Adviser's ability to evaluate local companies or their potential impact on the Fund's performance. Further, investments in securities of issuers located in certain emerging countries involve the risk of loss resulting from problems in share registration, settlement or custody, substantial economic, political and social disruptions and the imposition of sanctions or exchange controls (including repatriation restrictions). The legal remedies for investors in emerging and frontier markets may be more limited than the remedies available in the U.S., and the ability of U.S. authorities (*e.g.*, SEC and the U.S. Department of Justice) to bring actions against bad actors may be limited. These risks are not normally associated with investments in more developed countries. For more information about these risks, see Appendix A.

- **ESG Integration Risk**—The Investment Adviser employs a fundamental investment process that may integrate ESG factors with traditional fundamental factors. The relevance and weightings of specific ESG factors to or within the fundamental investment process varies across asset classes, sectors and strategies and no one factor or consideration is determinative. When integrating ESG factors into the investment process, the Investment Adviser may rely on third-party data that it believes to be reliable, but it does not guarantee the accuracy of such third-party data. ESG information from third-party data providers may be incomplete, inaccurate or unavailable, which may adversely impact the investment process. Moreover, ESG information, whether from an external and/or internal source, is, by nature and in many instances, based on a qualitative and subjective assessment. An element of subjectivity and discretion is therefore inherent to the interpretation and use of ESG data. The process for conducting ESG assessments and implementation of ESG views in client/fund portfolios, including the format and content of such analysis and the tools and/or data used to perform such analysis, may also vary among the Investment Adviser's portfolio management teams. While the Investment Adviser believes that the integration of material ESG factors into the Fund's investment process has the potential to identify financial risks and contribute to the Fund's long-term performance, ESG factors may not be considered for each and every investment decision, and there is no guarantee that the integration of ESG factors will result in better performance. Investors can differ in their views of what constitutes positive or negative ESG characteristics. Moreover, the current lack of common standards may result in different approaches to integrating ESG factors. As a result, the Fund may invest in companies that do not reflect the beliefs and values of any particular investor. The Investment Adviser's approach to ESG integration may evolve and develop over time, both due to a refinement of investment decision-making processes to address ESG factors and risks, and because of legal and regulatory developments.
- **Extension Risk**—An issuer could exercise its right to pay principal on an obligation held by the Fund (such as a mortgage-backed security) later than expected. This may happen when there is a rise in interest rates. Under these circumstances, the value of the obligation will decrease, and the Fund will also suffer from the inability to reinvest in higher yielding securities.
- **Floating and Variable Rate Obligations Risk**—Floating rate and variable rate obligations are debt instruments issued by companies or other entities with interest rates that reset periodically (typically, daily, monthly, quarterly, or semi-annually) in response to changes in the market rate of interest on which the interest rate is based. For floating and variable rate obligations, there may be a lag between an actual change in the underlying interest rate benchmark and the reset time for an interest payment of such an obligation, which could harm or benefit the Fund, depending on the interest rate environment or other circumstances. In a rising interest rate environment, for example, a floating or variable rate obligation that does not reset immediately would prevent the Fund from taking full advantage of rising interest rates in a timely manner. However, in a declining interest rate environment, the Fund may benefit from a lag due to an obligation's interest rate payment not being immediately impacted by a decline in interest rates.

Certain floating and variable rate obligations have an interest rate floor feature, which prevents the interest rate payable by the security from dropping below a specified level as compared to a reference interest rate (the "reference rate"), such as SOFR, Term SOFR or another rate determined using SOFR. Such a floor protects the Fund from losses resulting from a decrease in the reference rate below the specified level. However, if the reference rate is below the floor, there will be a lag between a rise in the reference rate and a rise in the interest rate payable by the obligation, and the Fund may not benefit from increasing interest rates for a significant amount of time.

Some floating or variable rate obligations or investments of the Fund may reference (or may have previously referenced) LIBOR. As a result of benchmark reforms, publication of most LIBOR settings has ceased. Some LIBOR settings continue to be published but only on a temporary, synthetic and non-representative basis and are expected to cease being published in September 2024. Regulated entities have generally ceased entering into new LIBOR contracts in connection with regulatory guidance or prohibitions. Public and private sector actors have worked to establish alternative reference rates, like SOFR or Term SOFR, to be used in place of LIBOR. There is no assurance that any such alternative reference rate will be similar to or produce the same value or economic equivalence as LIBOR or that it will have the same volume or liquidity as did LIBOR which may affect the value, volatility, liquidity or return on certain of the Fund's floating and variable rate obligations and investments and result in costs incurred in connection with changing reference rates used for positions, closing out positions and entering into new trades. For example, LIBOR was previously calculated using the average rate at which a selection of large global banks reported they could borrow from one another and SOFR is a measure of the cost of borrowing cash overnight, collateralized by the U.S. Treasury

securities, and is based on directly observable U.S. Treasury-backed repurchase transactions. Certain of the Fund's obligations or investments may have transitioned from LIBOR or may transition from LIBOR in the future. The transition from LIBOR to alternative reference rates may result in operational issues for the Fund or its obligations or investments. Any pricing adjustments to the Fund's obligations or investments resulting from use of an alternative reference rate may also adversely affect the Fund's performance and/or NAV. No assurances can be given as to the impact of the LIBOR transition (and the timing of any such impact) on the Fund and its obligations and investments.

- **Foreign Risk**—When the Fund invests in foreign securities, it may be subject to risk of loss not typically associated with U.S. issuers. Loss may result because of more or less foreign government regulation; less public information; less stringent investor protections; less stringent accounting, corporate governance, financial reporting and disclosure standards; less liquid, developed or efficient trading markets; greater volatility; and less economic, political and social stability in the countries in which the Fund invests. Loss may also result from, among other things, deteriorating economic and business conditions in other countries, including the United States, regional and global conflicts, the imposition of sanctions, exchange controls (including repatriation restrictions), foreign taxes, confiscation of assets and property, trade restrictions (including tariffs), expropriations and other government restrictions by the United States and other governments, higher transaction costs, difficulty enforcing contractual obligations or from problems in share registration, settlement or custody. The type and severity of sanctions and other similar measures, including counter sanctions and other retaliatory actions, that may be imposed could vary broadly in scope, and their impact is impossible to predict. These types of measures may include, but are not limited to, banning a sanctioned country from global payment systems that facilitate cross-border payments, restricting the settlement of securities transactions by certain investors, and freezing the assets of particular countries, entities, or persons. The imposition of sanctions and other similar measures could, among other things, cause a decline in the value and/or liquidity of securities issued by the sanctioned country or companies located in or economically tied to the sanctioned country, downgrades in the credit ratings of the sanctioned country or companies located in or economically tied to the sanctioned country, devaluation of the sanctioned country's currency, and increased market volatility and disruption in the sanctioned country and throughout the world. Sanctions and other similar measures could limit or prevent the Fund from buying and selling securities (in the sanctioned country and other markets), significantly delay or prevent the settlement of securities transactions, and significantly impact the Fund's liquidity and performance. These and other geopolitical developments, including regional armed conflict in Europe and elsewhere, could negatively impact the value of the Fund's investments.

The Fund's investments in foreign securities may also be subject to foreign currency risk, the risk of negative foreign currency rate fluctuations, which may cause the value of securities denominated in such foreign currency (or other instruments through which the Fund may have exposure to foreign currencies) to decline in value. Currency exchange rates may fluctuate significantly over short periods of time. Foreign risks will normally be greatest when the Fund invests in securities of issuers located in emerging countries. For more information about these risks, see Appendix A.

- **Geographic Risk**—If the Fund focuses its investments in securities of issuers located in a particular country or geographic region, the Fund may be subjected, to a greater extent than if its investments were less focused, to the risks of volatile economic cycles and/or conditions and developments that may be particular to that country or region, such as: adverse securities markets; adverse exchange rates; adverse social, political, regulatory, economic, business, environmental or other developments; or natural disasters.
- **Interest Rate Risk**—When interest rates increase, fixed income securities or instruments held by the Fund (which may include inflation protected securities) will generally decline in value. Long-term fixed income securities or instruments will normally have more price volatility because of this risk than short-term fixed income securities or instruments. A wide variety of market factors can cause interest rates to rise, including central bank monetary policy, rising inflation and changes in general economic conditions. Changing interest rates may have unpredictable effects on the markets, may result in heightened market volatility and may detract from Fund performance to the extent the Fund is exposed to such interest rates and/or volatility. In addition, changes in monetary policy may exacerbate the risks associated with changing interest rates. Funds with longer average portfolio durations will generally be more sensitive to changes in interest rates than funds with a shorter average portfolio duration. Fluctuations in interest rates may also affect the liquidity of fixed income securities and instruments held by the Fund.

It is difficult to predict the magnitude, timing or direction of interest rate changes and the impact these changes will have on the markets in which the Fund invests.

- **Large Shareholder Transactions Risk**—The Fund may experience adverse effects when certain large shareholders, such as other funds, institutional investors (including those trading by use of non-discretionary mathematical formulas), financial intermediaries (who may make investment decisions on behalf of underlying clients and/or include the Fund in their investment model), individuals, accounts and Goldman Sachs affiliates, purchase or redeem large amounts of shares of the Fund. Such large shareholder redemptions, which may occur rapidly or unexpectedly, may cause the Fund to sell portfolio securities at times when it would not otherwise do so, which may negatively impact the Fund's NAV and liquidity. Similarly, large Fund share purchases may adversely affect the Fund's performance to the extent that the Fund is delayed in investing new cash or otherwise maintains a larger

cash position than it ordinarily would. These transactions may also accelerate the realization of taxable income to shareholders if such sales of investments resulted in gains, and may also increase transaction costs. In addition, a large redemption could result in the Fund's current expenses being allocated over a smaller asset base, leading to an increase in the Fund's expense ratio.

- **Leverage Risk**—Leverage creates exposure to potential gains and losses in excess of the initial amount invested. Borrowing and the use of derivatives may result in leverage and may increase market exposure and make the Fund more volatile. When the Fund uses leverage, the sum of the Fund's investment exposures may significantly exceed the amount of assets invested in the Fund, although these exposures may vary over time. Relatively small market movements may result in large changes in the value of a leveraged investment. The use of leverage may cause the Fund to liquidate portfolio positions to satisfy its obligations or to meet margin/collateral requirements when it may not be advantageous to do so. The use of leverage by the Fund can substantially increase the Fund's investment risks and cause losses to be realized more quickly.
- **Liquidity Risk**—The Fund may invest in securities or instruments that trade in lower volumes, that are less liquid than other investments and/or that may become illiquid or less liquid in response to market developments or adverse investor perceptions. Investments that are illiquid or that trade in lower volumes may be more difficult to value. When there is no willing buyer and investments cannot be readily sold at the desired time or price, the Fund may have to accept a lower price or may not be able to sell the security or instrument at all. An inability to sell one or more portfolio positions can adversely affect the Fund's value or prevent the Fund from being able to take advantage of other investment opportunities.

Illiquidity can be caused by a drop in overall market trading volume, an inability to find a willing buyer, or legal restrictions on the securities' resale. To the extent that the traditional dealer counterparties that engage in fixed income trading do not maintain inventories of bonds (which provide an important indication of their ability to "make markets") that keep pace with the growth of the bond markets over time, relatively low levels of dealer inventories could lead to decreased liquidity and increased volatility in the fixed income markets. Additionally, market participants other than the Fund may attempt to sell fixed income holdings at the same time as the Fund, which could cause downward pricing pressure and contribute to decreased liquidity.

Because the Fund may invest in non-investment grade fixed income securities and/or emerging country issuers, the Fund may be especially subject to the risk that during certain periods, the liquidity of particular issuers or industries, or all securities within a particular investment category, may shrink or disappear suddenly and without warning as a result of adverse economic, market or political events (including periods of rapid interest rate changes), or adverse investor perceptions, whether or not accurate.

Liquidity risk may also refer to the risk that the Fund will not be able to pay redemption proceeds within the allowable time period stated in the Prospectus or without significant dilution to remaining investors' interests because of unusual market conditions, declining prices of the securities sold, an unusually high volume of redemption requests or other reasons. While the Fund reserves the right to meet redemption requests through in-kind distributions, the Fund may instead choose to raise cash to meet redemption requests through sales of portfolio securities or permissible borrowings. If the Fund is forced to sell investments at an unfavorable time and/or under unfavorable conditions, such sales may adversely affect the Fund's NAV and dilute remaining investors' interests.

Certain shareholders, including clients or affiliates of the Investment Adviser and/or other funds managed by the Investment Adviser, may from time to time own or control a significant percentage of the Fund's shares. Redemptions by these shareholders of their shares of the Fund may further increase the Fund's liquidity risk and may impact the Fund's NAV. These shareholders may include, for example, institutional investors, funds of funds, discretionary advisory clients, certain participating insurance companies, accounts or Goldman Sachs affiliates and other shareholders, whose buy-sell decisions are controlled by a single decision-maker.

- **Loan-Related Investments Risk**—In addition to risks generally associated with debt investments (*e.g.*, interest rate risk and default risk), loan-related investments such as loan participations and assignments are subject to other risks. Although a loan obligation may be fully collateralized at the time of acquisition, the collateral may decline in value, be or become illiquid or less liquid, or lose all or substantially all of its value subsequent to investment. Many loan investments are subject to legal or contractual restrictions on resale and certain loan investments may be or become illiquid or less liquid and more difficult to value, particularly in the event of a downgrade of the loan or the borrower. There is less readily available, reliable information about most loan investments than is the case for many other types of securities and the Investment Adviser relies primarily on its own evaluation of a borrower's credit quality rather than on any available independent sources. The ability of the Fund to realize full value in the event of the need to sell a loan investment may be impaired by the lack of an active trading market for certain loans or adverse market conditions limiting liquidity. Loan obligations are not traded on an exchange, and purchasers and sellers rely on certain market makers, such as the administrative agent for the particular loan obligation, to trade that loan obligation. The market for loan obligations may be subject to irregular trading activity, wide bid/ask spreads and extended trade settlement periods. Because transactions in many loans are subject to extended trade settlement periods, the Fund may not receive the proceeds from the sale of a loan for a period after the sale. As a result, sale proceeds related to the sale of loans may not be available to make additional investments or to meet the Fund's redemption obligations for a period after the sale of the loans, and, as a result, the Fund may have to sell other investments or engage in borrowing transactions, such as borrowing from a credit facility, if necessary to raise cash to meet its obligations. During

periods of heightened redemption activity or distressed market conditions, the Fund may seek to obtain expedited trade settlement, which will generally incur additional costs (although expedited trade settlement will not always be available). The Fund may also hold a larger position in cash and cash items to limit the impact of extended trade settlement periods, which may adversely impact the Fund's performance. In addition, substantial increases in interest rates or deteriorating market conditions may cause an increase in loan obligation defaults.

Affiliates of the Investment Adviser may participate in the primary and secondary market for loans. Because of limitations imposed by applicable law, the presence of such affiliates in the loan markets may restrict the Fund's ability to acquire certain loans, affect the timing of such acquisition, or affect the price at which the loan is acquired.

With respect to loan participations, the Fund may not always have direct recourse against a borrower if the borrower fails to pay scheduled principal and/or interest; may be subject to greater delays, expenses and risks than if the Fund had purchased a direct obligation of the borrower; and may be regarded as the creditor of the agent lender or counterparty (rather than the borrower), subjecting the Fund to the creditworthiness of that lender as well and the ability of the lender to enforce appropriate credit remedies against the borrower. Investors in loans, such as the Fund, may not be entitled to rely on the anti-fraud protections of the federal securities laws, although they may be entitled to certain contractual remedies.

Senior loans hold the most senior position in the capital structure of a business entity, and are typically secured with specific collateral and have a claim on the assets of the borrower that is senior to that held by subordinated debt holders and stockholders of the borrower. Nevertheless, senior loans may become subordinated to other debt holders and creditors. Senior loans are usually rated below investment grade. Because second lien loans are subordinated or unsecured and thus lower in priority of payment to senior loans, they are subject to the additional risk that the cash flow of the borrower and property securing the loan or debt, if any, may be insufficient to meet scheduled payments after giving effect to the senior secured obligations of the borrower. This risk is generally higher for subordinated unsecured loans or debt, which are not backed by a security interest in any specific collateral. Second lien loans generally have greater price volatility than senior loans and may be less liquid. Generally, loans have the benefit of restrictive covenants that limit the ability of the borrower to further encumber its assets, impose other obligations and/or release or transfer the specific collateral securing the loan. To the extent a loan does not have certain covenants (or has less restrictive covenants), an investment in the loan will be particularly sensitive to the risks associated with loan investments. In addition, to the extent a loan is modified or restructured, an investment in the loan may be materially and adversely affected. Under these circumstances, the Fund may incur expenses enforcing or defending its claims against the borrower and/or other debt holders and creditors.

■ **Management Risk**—A strategy used by the Investment Adviser may fail to produce the intended results.

■ **Market Risk**—The value of the securities in which the Fund invests may go up or down in response to the prospects of individual companies, particular sectors or governments and/or general economic conditions throughout the world. Price changes may be temporary or last for extended periods. The Fund's investments may be overweighted from time to time in one or more sectors or countries, which will increase the Fund's exposure to risk of loss from adverse developments affecting those sectors or countries.

Global economies and financial markets are becoming increasingly interconnected, and conditions and events in one country, region or financial market may adversely impact issuers in a different country, region or financial market. Furthermore, local, regional and global events such as war, military conflict, acts of terrorism, social unrest, natural disasters, recessions, inflation, rapid interest rate changes, supply chain disruptions, sanctions, the spread of infectious illness or other public health threats could also adversely impact issuers, markets and economies, including in ways that cannot necessarily be foreseen. The Fund could be negatively impacted if the value of a portfolio holding were harmed by such political or economic conditions or events. In addition, governmental and quasi-governmental organizations have taken a number of unprecedented actions designed to support the markets. Such conditions, events and actions may result in greater market risk.

■ **Mortgage-Backed and Other Asset-Backed Securities Risk**—Mortgage-related and other asset-backed securities are subject to credit/default, interest rate and certain additional risks. Generally, rising interest rates tend to extend the duration of fixed rate mortgage-backed securities, making them more sensitive to changes in interest rates. As a result, in a period of rising interest rates, if the Fund holds mortgage-backed securities, it may exhibit additional volatility. This is known as extension risk. In addition, adjustable and fixed rate mortgage-backed securities are subject to prepayment risk. When interest rates decline, borrowers may pay off their mortgages sooner than expected. This can reduce the returns of the Fund because the Fund may have to reinvest that money at the lower prevailing interest rates. Due to these risks, asset-backed securities may become more volatile in certain interest rate environments.

The Fund's investments in other asset-backed securities are subject to risks similar to those associated with mortgage-backed securities, as well as additional risks associated with the nature of the assets and the servicing of those assets. Asset-backed securities may not have the benefit of a security interest in collateral comparable to that of mortgage assets, resulting in additional credit risk.

The Fund may invest in mortgage-backed securities issued by the U.S. Government (see “U.S. Government Securities Risk”). To the extent that the Fund invests in mortgage-backed securities offered by non-governmental issuers, such as commercial banks, savings and loan institutions, private mortgage insurance companies, mortgage bankers and other secondary market issuers, the Fund may be subject to additional risks. Timely payment of interest and principal of non-governmental issuers are supported by various forms of private insurance or guarantees, including individual loan, title, pool and hazard insurance purchased by the issuer. There can be no assurance that the private insurers can meet their obligations under the policies. An unexpectedly high rate of defaults on the mortgages held by a mortgage pool may adversely affect the value of a mortgage-backed security and could result in losses to the Fund. The risk of such defaults is generally higher in the case of mortgage pools that include subprime mortgages or during periods of rising interest rates. Subprime mortgages refer to loans made to borrowers with weakened credit histories or with a lower capacity to make timely payments on their mortgages.

The values of, and income generated by, commercial mortgage-backed securities (“CMBS”) may be adversely affected by changing interest rates and other developments impacting the commercial real estate market, such as population shifts and other demographic changes, increasing vacancies (potentially for extended periods) and reduced demand for commercial and office space as well as maintenance or tenant improvement costs and costs to convert properties for other uses. These developments could result from, among other things, changing tastes and preferences (such as for remote work arrangements) as well as cultural, technological, global or local economic and market developments. In addition, changing interest rate environments and associated changes in lending standards and higher refinancing rates may adversely affect the commercial real estate and CMBS markets. The occurrence of any of the foregoing developments would likely increase default risk for the properties and loans underlying these investments as well as impact the value of, and income generated by, these investments. These developments could also result in reduced liquidity for CMBS and other real estate-related investments.

The Fund may gain exposure to Agency Mortgage-Backed Securities by utilizing TBA agreements. TBA agreements involve the risk that the other party to the transaction will not meet its obligation. If this occurs, the Fund could lose the opportunity to obtain a price or yield that it considers advantageous. In such circumstances, the Fund may not be able to secure an alternative investment with comparable terms. TBA agreements may give rise to a form of leverage. The Fund’s use of TBA agreements may also result in a higher portfolio turnover rate and/or increased capital gains for the Fund.

- **Municipal Securities Risk**—Municipal securities are subject to call/prepayment risk, credit/default risk, extension risk, interest rate risk and certain additional risks. The Fund may be more sensitive to adverse economic, business, political, environmental or other developments if it invests a substantial portion of its assets in the debt securities of similar projects (such as those relating to education, health care, housing, transportation, and utilities), industrial development bonds, or in particular types of municipal securities (such as general obligation bonds, private activity bonds and moral obligation bonds). While interest earned on municipal securities is generally not subject to federal tax, any interest earned on taxable municipal securities is fully taxable at the federal level and may be subject to tax at the state level. Specific risks are associated with different types of municipal securities. With respect to general obligation bonds, the full faith, credit and taxing power of the municipality that issues a general obligation bond secures payment of interest and repayment of principal. Timely payments depend on the issuer’s credit quality, ability to raise tax revenues and ability to maintain an adequate tax base. Certain of the municipalities in which the Fund invests may experience significant financial difficulties, which may lead to bankruptcy or default.

With respect to revenue bonds, payments of interest and principal are made only from the revenues generated by a particular facility, class of facilities or the proceeds of a special tax, or other revenue source, and depends on the money earned by that source. Private activity bonds are issued by municipalities and other public authorities to finance development of industrial facilities for use by a private enterprise. The private enterprise pays the principal and interest on the bond, and the issuer does not pledge its full faith, credit and taxing power for repayment. If the private enterprise defaults on its payments, the Fund may not receive any income or get its money back from the investment. Moral obligation bonds are generally issued by special purpose public authorities of a state or municipality. If the issuer is unable to meet its obligations, repayment of these bonds becomes a moral commitment, but not a legal obligation, of the state or municipality. Municipal notes are shorter term municipal debt obligations. They may provide interim financing in anticipation of, and are secured by, tax collection, bond sales or revenue receipts. If there is a shortfall in the anticipated proceeds, the notes may not be fully repaid and the Fund may lose money. In a municipal lease obligation, the issuer agrees to make payments when due on the lease obligation. The issuer will generally appropriate municipal funds for that purpose, but is not obligated to do so. Although the issuer does not pledge its unlimited taxing power for payment of the lease obligation, the lease obligation is secured by the leased property. However, if the issuer does not fulfill its payment obligation it may be difficult to sell the property and the proceeds of a sale may not cover the Fund’s loss.

- **NAV Risk**—The net asset value of the Fund and the value of your investment will fluctuate.
- **Non-Diversification Risk**—The Emerging Markets Credit Fund is non-diversified, meaning that the Fund is permitted to invest a larger percentage of its assets in one or more issuers or in fewer issuers than diversified mutual funds. Thus, the Fund may be more susceptible to adverse developments affecting any single issuer held in its portfolio, and may be more susceptible to greater losses because of these developments.

- **Non-Hedging Foreign Currency Trading Risk**—The Fund may engage in forward foreign currency transactions for both hedging and non-hedging purposes. The Investment Adviser may purchase or sell foreign currencies through the use of forward contracts based on the Investment Adviser’s judgment regarding the direction of the market for a particular foreign currency or currencies. In pursuing this strategy, the Investment Adviser seeks to profit from anticipated movements in currency rates by establishing “long” and/or “short” positions in forward contracts on various foreign currencies. Foreign exchange rates can be extremely volatile and a variance in the degree of volatility of the market or in the direction of the market from the Investment Adviser’s expectations may produce significant losses to the Fund. Some of the transactions may also be subject to interest rate risk.
- **Non-Investment Grade Fixed Income Securities Risk**—Non-investment grade fixed income securities and unrated securities of comparable credit quality (commonly known as “junk bonds”) are considered speculative and are subject to the increased risk of an issuer’s inability to meet principal and interest payment obligations. These securities may be subject to greater price volatility due to such factors as specific issuer developments, interest rate sensitivity, negative perceptions of the junk bond markets generally and less liquidity.
- **Other Investment Companies Risk**—By investing in other investment companies (including ETFs) indirectly through the Fund, investors will incur a proportionate share of the expenses of the other investment companies held by the Fund (including operating costs and investment management fees) in addition to the fees and expenses regularly borne by the Fund. In addition, the Fund will be affected by the investment policies, practices and performance of such investment companies in direct proportion to the amount of assets the Fund invests therein.
- **Portfolio Turnover Rate Risk**—The Fund may engage in active and frequent trading of portfolio securities to achieve its principal investment strategies. A high rate of portfolio turnover involves correspondingly greater expenses which must be borne by the Fund and its shareholders.
- **Reverse Repurchase Agreements Risk**—Reverse repurchase agreements involve the sale of securities held by the Fund subject to an agreement to repurchase them at a mutually agreed upon date and price (including interest). The Fund may enter these transactions when the Investment Adviser expects that the return to be earned from the investment of the transaction proceeds to be greater than the interest expense of the transaction. Reverse repurchase agreements may also be entered into as a temporary measure for emergency purposes or to meet redemption requests.

Reverse repurchase agreements are a form of secured borrowing and subject the Fund to the risks associated with leverage, including exposure to potential gains and losses in excess of the amount invested. If the securities held by the Fund decline in value while these transactions are outstanding, the NAV of the Fund’s outstanding shares will decline in value by proportionately more than the decline in value of the securities. In addition, reverse repurchase agreements involve the risk that the investment return earned by the Fund (from the investment of the proceeds) will be less than the interest expense of the transaction, that the market value of the securities sold by the Fund will decline below the price the Fund is obligated to pay to repurchase the securities, and that the other party may fail to return the securities in a timely manner or at all.

When the Fund enters into a reverse repurchase agreement, it is subject to the risk that the buyer under the agreement may file for bankruptcy, become insolvent or otherwise default on its obligations to the Fund. In the event of a default by the counterparty, there may be delays, costs and risks of loss involved in the Fund’s exercising its rights under the agreement, or those rights may be limited by other contractual agreements or obligations or by applicable law. Such an insolvency may result in a loss equal to the amount by which the value of the securities or other assets sold by the Fund exceeds the repurchase price payable by the Fund; if the value of the purchased securities or other assets increases during such a delay, that loss may also be increased. The Fund could lose money if it is unable to recover the securities or if the value of investments made by the Fund using the proceeds of the transaction is less than the value of securities.

- **Sector Risk**—To the extent the Fund focuses its investments in securities of issuers in one or more sectors (such as the financial services or telecommunications sectors), the Fund may be subjected, to a greater extent than if its investments were diversified across different sectors, to the risks of volatile economic cycles and/or conditions and developments that may be particular to that sector, such as: adverse economic, business, political, environmental or other developments.
- **Short Position Risk**—The Fund may use derivatives, including futures and swaps, to implement short positions, and may engage in short selling. Taking short positions and short selling involve leverage of the Fund’s assets and present various risks. If the value of the instrument or market in which the Fund has taken a short derivative position on increases, then the Fund will incur a loss equal to the increase in value from the time that the short position was entered into plus any premium and interest paid to a third party. Therefore, taking short derivative positions involves the risk that losses may be exaggerated, potentially losing more money than the actual cost of the investment. Also, there is the risk that the third party to the short derivative transaction may fail to honor its contract terms, causing a loss to the Fund.

The Fund may make short sales of any instrument that the Fund may purchase for investment. In such transactions, the Fund sells an instrument it does not own (*i.e.*, “naked” short) in anticipation of a decline in the market value of the instrument. Because selling instruments that the Fund does not own exposes the Fund to the risks associated with those instruments, naked shorts involve speculative exposure risk, and such transactions may increase the costs incurred by the Fund.

In order to sell an instrument short, the Fund must generally first borrow the instrument from a lender, such as a broker or other institution. The Fund may not always be able to borrow the instrument at a particular time or at an acceptable price. Thus, there is risk that the Fund may be unable to implement its investment strategy due to the lack of available instruments or for other reasons.

After selling a borrowed instrument, the Fund is then obligated to “cover” the short sale by purchasing and returning the instrument to the lender on a later date. The Fund cannot guarantee that the instrument necessary to cover a short position will be available for purchase at the time the Fund wishes to close a short position or, if available, that the instrument will be available at an acceptable price. If the borrowed instrument has appreciated in value, the Fund will be required to pay more for the replacement instrument than the amount it received for selling the instrument short. Moreover, purchasing an instrument to cover a short position can itself cause the price of the instrument to rise further, thereby exacerbating the loss. Unlike purchasing an instrument, where potential losses are limited to the purchase price and there is no upside limit on potential gain, the potential loss on a short sale is unlimited because the loss increases as the price of the instrument sold short increases and the price may rise indefinitely. If the price of a borrowed instrument declines before the short position is covered, the Fund may realize a gain. The Fund’s gain on a short sale, before transaction and other costs, is generally limited to the difference between the price at which it sold the borrowed instrument and the price it paid to purchase the instrument to return to the lender.

While the Fund has an open short position, it is subject to the risk that the instrument’s lender will terminate the loan at a time when the Fund is unable to borrow the same instrument from another lender. If this happens, the Fund may be required to buy the replacement instrument immediately at the instrument’s then current market price or “buy in” by paying the lender an amount equal to the cost of purchasing the instrument to close out the short position.

Short sales also involve other costs. The Fund must normally repay to the lender an amount equal to any dividends or interest that accrues while a loan is outstanding. In addition, to borrow an instrument, the Fund may be required to pay a premium. The Fund also will incur transaction costs in effecting short sales. The amount of any ultimate gain for the Fund resulting from a short sale will be decreased, and the amount of any ultimate loss will be increased, by the amount of premiums, dividends, interest or expenses the Fund may be required to pay in connection with the short sale.

Until the Fund replaces a borrowed instrument, the Fund may be required to maintain short sale proceeds with the lending broker as collateral. Moreover, the Fund will be required to make margin payments to the lender during the term of the borrowing if the value of the instrument it borrowed (and short sold) increases. Thus, short sales involve credit exposure to the broker that executes the short sales. In the event of the bankruptcy or other similar insolvency with respect to a broker with whom the Fund has an open short position, the Fund may be unable to recover, or delayed in recovering, any margin or other collateral held with or for the lending broker.

- **Sovereign Default Risk**—The issuer of non-U.S. sovereign debt held by the Fund or the governmental authorities that control the repayment of the debt may be unable or unwilling to repay the principal or interest when due. This may result from political or social factors, the general economic environment of a country or levels of borrowing rates, foreign debt, or foreign currency exchange rates.
- **Economic Risk**—The risks associated with the general economic environment of a country. These can encompass, among other things, low quality and growth rate of Gross Domestic Product (“GDP”), high inflation or deflation, high government deficits as a percentage of GDP, weak financial sector, overvalued exchange rate, and high current account deficits as a percentage of GDP.
- **Political Risk**—The risks associated with the general political and social environment of a country. These factors may include among other things government instability, poor socioeconomic conditions, corruption, lack of law and order, lack of democratic accountability, poor quality of the bureaucracy, internal and external conflict, the imposition of international sanctions, and religious and ethnic tensions. High political risk can impede the economic welfare of a country.
- **Repayment Risk**—A country may be unable to pay its external debt obligations in the immediate future. Repayment risk factors may include but are not limited to high foreign debt as a percentage of GDP, high borrowing rates (which may increase in market environments where interest rates are rising), high foreign debt service as a percentage of exports, low foreign exchange reserves as a percentage of short-term debt or exports, and an unsustainable exchange rate structure.
- **Special Situation Investments Risk**—The Fund may make investments in event-driven situations such as recapitalizations, financings, corporate and financial restructurings, acquisitions, divestitures, reorganizations or other situations in public or private

companies that may provide the Fund with an opportunity to provide debt and/or equity financing, typically on a negotiated basis. The Investment Adviser will seek special situation investment opportunities with limited downside risk relative to their potential upside. These investments are complicated and an incorrect assessment of the downside risk associated with an investment could result in significant losses to the Fund.

- **Swaps Risk**—The use of swaps is a highly specialized activity which involves investment techniques, risk analyses and tax planning different from those associated with ordinary portfolio securities transactions. The Fund’s transactions in swaps may be significant. These transactions can result in sizeable realized and unrealized capital gains and losses relative to the gains and losses from the Fund’s direct investments in securities and short sales.

Transactions in swaps can involve greater risks than if the Fund had invested in securities directly since, in addition to general market risks, swaps may be leveraged and subject to illiquidity risk, counterparty risk, credit risk and pricing risk. Regulators also may impose limits on an entity’s or group of entities’ positions in certain swaps. However, certain risks are reduced (but not eliminated) if the Fund invests in cleared swaps, which are transacted through a futures commission merchant and cleared through a clearinghouse that serves as a central counterparty. Because uncleared, bilateral swap agreements are two-party contracts and because they may have terms of greater than seven days, these swaps may be considered to be illiquid. Moreover, the Fund bears the risk of loss of the amount expected to be received under a swap (including any margin the Fund may have posted in connection with establishing the swap position) in the event of the default or bankruptcy of a swap counterparty. Many swaps are complex and valued subjectively. Swaps and other derivatives may also be subject to pricing or “basis” risk, which exists when the price of a particular derivative diverges from the price of corresponding cash market instruments. Under certain market conditions it may not be economically feasible to initiate a transaction or liquidate a position in time to avoid a loss or take advantage of an opportunity. If a swap transaction is particularly large or if the relevant market is illiquid, it may not be possible to initiate a transaction or liquidate a position at an advantageous time or price, which may result in significant losses.

The value of swaps can be very volatile, and a variance in the degree of volatility or in the direction of securities prices from the Investment Adviser’s expectations may produce significant losses in the Fund’s investments in swaps. In addition, a perfect correlation between a swap and a security position may be impossible to achieve. As a result, the Investment Adviser’s use of swaps may not be effective in fulfilling the Investment Adviser’s investment strategies and may contribute to losses that would not have been incurred otherwise.

- **U.S. Government Securities Risk**—The U.S. government may not provide financial support to U.S. government agencies, instrumentalities or sponsored enterprises if it is not obligated to do so by law. U.S. Government Securities issued by those agencies, instrumentalities and sponsored enterprises, including those issued by Fannie Mae, Freddie Mac and the Federal Home Loan Banks, are neither issued nor guaranteed by the U.S. Treasury and, therefore, are not backed by the full faith and credit of the United States. The maximum potential liability of the issuers of some U.S. Government Securities held by the Fund may greatly exceed their current resources, including any legal right to support from the U.S. Treasury. It is possible that issuers of U.S. Government Securities will not have the funds to meet their payment obligations in the future. Fannie Mae and Freddie Mac have been operating under conservatorship, with the Federal Housing Finance Agency (“FHFA”) acting as their conservator, since September 2008. The entities are dependent upon the continued support of the U.S. Department of the Treasury and FHFA in order to continue their business operations. These factors, among others, could affect the future status and role of Fannie Mae and Freddie Mac and the value of their securities and the securities which they guarantee. Additionally, the U.S. government and its agencies and instrumentalities do not guarantee the market values of their securities, which may fluctuate.

More information about the Fund’s portfolio securities and investment techniques, and its associated risks, is provided in Appendix A. You should consider the investment risks discussed in this section and in Appendix A. Both are important to your investment choice.

Service Providers

INVESTMENT ADVISER

Investment Adviser	Fund
Goldman Sachs Asset Management, L.P. 200 West Street New York, NY 10282	Emerging Markets Credit Emerging Markets Debt High Yield High Yield Floating Rate Investment Grade Credit Short Duration High Yield

GSAM has been registered as an investment adviser with the SEC since 1990 and is an indirect, wholly-owned subsidiary of The Goldman Sachs Group, Inc. and an affiliate of Goldman Sachs. Founded in 1869, The Goldman Sachs Group, Inc. is a publicly-held financial holding company and a leading global investment banking, securities and investment management firm. As of March 31, 2024, GSAM, including its investment advisory affiliates, had assets under supervision of approximately \$2.56 trillion.

The Investment Adviser provides day-to-day advice regarding the Fund’s portfolio transactions. The Investment Adviser makes the investment decisions for the Fund and places purchase and sale orders for the Fund’s portfolio transactions in U.S. and foreign markets. As permitted by applicable law, these orders may be directed to any executing brokers, dealers, futures commission merchants (“FCMs”) or other counterparties, including Goldman Sachs and its affiliates. While the Investment Adviser is ultimately responsible for the management of the Fund, it is able to draw upon the research and expertise of its asset management affiliates for portfolio decisions and management with respect to certain portfolio securities. In addition, the Investment Adviser has access to the research and certain proprietary technical models developed by Goldman Sachs (subject to legal, internal, regulatory and Chinese Wall restrictions), and will apply quantitative and qualitative analysis in determining the appropriate allocations among categories of issuers and types of securities.

The Investment Adviser also performs the following additional services for the Funds (to the extent not performed by others pursuant to agreements with the Funds):

- Supervises all non-advisory operations of the Fund
- Provides personnel to perform necessary executive, administrative and clerical services to the Fund
- Arranges for the preparation of all required tax returns, reports to shareholders, prospectuses and statements of additional information and other reports filed with the SEC and other regulatory authorities
- Maintains the records of the Fund
- Provides office space and all necessary office equipment and services

An investment in the Fund may be negatively impacted because of the operational risks arising from factors such as processing errors and human errors, inadequate or failed internal or external processes, failures in systems and technology, changes in personnel, and errors caused by third-party service providers or trading counterparties. The use of certain investment strategies that involve manual or additional processing, such as over-the-counter derivatives, increases these risks. Although the Fund attempts to minimize such failures through controls and oversight, it is not possible to identify all of the operational risks that may affect the Fund or to develop processes and controls that completely eliminate or mitigate the occurrence of such failures. The Fund and its shareholders could be negatively impacted as a result.

From time to time, Goldman Sachs or its affiliates may invest “seed” capital in the Fund. These investments are generally intended to enable the Fund to commence investment operations and achieve sufficient scale. Goldman Sachs and its affiliates may hedge the exposure of the seed capital invested in the Fund by, among other things, taking an offsetting position in the benchmark of the Fund.

MANAGEMENT FEES AND OTHER EXPENSES

As compensation for its services and its assumption of certain expenses, the Investment Adviser is entitled to the following fees, computed daily and payable monthly, at the annual rates listed below (as a percentage of each respective Fund's average daily net assets):

Fund	Contractual Management Fee Annual Rate	Average Daily Net Assets	Actual Rate For the Fiscal Year Ended March 31, 2024*
Emerging Markets Credit	0.80%	First \$ 2 Billion	0.78%
	0.72%	Next \$3 Billion	
	0.68%	Next \$3 Billion	
	0.67%	Over \$8 Billion	
Emerging Markets Debt	0.80%	First \$ 2 Billion	0.79%
	0.72%	Next \$3 Billion	
	0.68%	Next \$3 Billion	
	0.67%	Over \$8 Billion	
High Yield	0.70%	First \$ 2 Billion	0.64%
	0.63%	Next \$3 Billion	
	0.60%	Next \$3 Billion	
	0.59%	Over \$8 Billion	
High Yield Floating Rate	0.60%	First \$ 1 Billion	0.56%
	0.54%	Next \$1 Billion	
	0.51%	Next \$3 Billion	
	0.50%	Next \$3 Billion	
	0.49%	Over \$8 Billion	
Investment Grade Credit	0.34%	First \$ 1 Billion	0.34%
	0.31%	Next \$1 Billion	
	0.29%	Next \$3 Billion	
	0.28%	Next \$3 Billion	
	0.28%	Over \$8 Billion	
Short Duration High Yield	0.55%	First \$1 Billion	0.99%
	0.50%	Next \$1 Billion	
	0.47%	Next \$3 Billion	
	0.46%	Next \$3 Billion	
	0.45%	Over \$8 Billion	

* The Actual Rate may not correlate to the Contractual Management Fee Annual Rate as a result of management fee waivers that may be in effect from time to time.

Through April 17, 2024, the management fee rates for the Short Duration High Yield Fund were 1.00% on the first \$1 billion of average daily net assets, 0.90% on the next \$1 billion of average daily net assets, 0.86% on the next \$3 billion of average daily net assets, 0.84% on the next \$3 billion of average daily net assets, and 0.82% on amounts over \$8 billion of average daily net assets. With respect to the High Yield Fund, the Investment Adviser has agreed to waive a portion of its management fee in order to achieve an effective rate of 0.64% as an annual percentage of the Fund's average daily net assets. In addition, the Investment Adviser has agreed to waive a portion of its management fees payable by the Emerging Markets Credit Fund, Emerging Markets Debt Fund and Short Duration High Yield Fund in an amount equal to any management fees it earns as an investment adviser to the affiliated funds in which the Funds invest. These arrangements will remain in effect through at least July 29, 2025, and prior to such date, the Investment Adviser may not terminate the arrangements without the approval of the Board of Trustees. These management fee waivers may be modified or terminated by the Investment Adviser at its discretion and without shareholder approval after such date, although the Investment Adviser does not presently intend to do so.

In addition to the management fee waivers described above, the Investment Adviser may waive an additional portion of its management fee, including fees earned as the Investment Adviser to any of the affiliated funds in which the Funds invest, from time to time and may discontinue or modify any such waivers in the future, consistent with the terms of any fee waiver arrangements in place.

The Investment Adviser has agreed to reduce or limit "Other Expenses" (excluding acquired fund fees and expenses, transfer agency fees and expenses, service fees and shareholder administration fees (as applicable), taxes, interest, brokerage fees, expenses of shareholder meetings, litigation and indemnification, and extraordinary expenses) to 0.004%, 0.004%, 0.004%, 0.104%, 0.004% and 0.034% of the average daily net assets for the Emerging Markets Credit, Emerging Markets Debt, High Yield, High Yield Floating

Rate, Investment Grade Credit and Short Duration High Yield Funds, respectively, through at least July 29, 2025, and prior to such date, the Investment Adviser may not terminate the arrangements without the approval of the Board of Trustees. The expense limitations may be modified or terminated by the Investment Adviser at its discretion and without shareholder approval after such date, although the Investment Adviser does not presently intend to do so. The Fund’s “Other Expenses” may be further reduced by any custody and transfer agency fee credits received by the Fund.

A discussion regarding the basis for the Board of Trustees’ approval of the Management Agreement for the Funds in 2023 is available in the Funds’ semi-annual report dated September 30, 2023. A discussion regarding the basis for the Board of Trustees’ approval of the Management Agreement for the Funds in 2024 will be available in the Funds’ Form N-CSR dated September 30, 2024.

FUND MANAGERS

The individuals jointly and primarily responsible for the day-to-day management of the Funds are listed below. The Fund’s portfolio managers’ individual responsibilities may differ and may include, among other things, security selection, asset allocation, risk budgeting and general oversight of the management of the Fund’s portfolios.

Fixed Income Portfolio Management Team

Name and Title	Fund Responsibility	Years Primarily Responsible	Five Year Employment History
Nicholas Saunders Managing Director	Portfolio Manager— Emerging Markets Debt Fund Emerging Markets Credit Fund	Since 2023	Mr. Saunders is Head of the Emerging Markets Corporate Debt team and a member of the Fixed Income Portfolio Management team. He joined the Investment Adviser in 2001.
Benjamin Johnson, CFA Managing Director	Portfolio Manager— Investment Grade Credit Fund	Since 2003	Mr. Johnson is Head of the Global Investment Grade Credit team and Global Head of Corporate Credit. He joined the Investment Adviser in 1998 and specializes in credit research.
Andrew Parra Managing Director	Portfolio Manager— Investment Grade Credit Fund	Since 2023	Andrew Parra is the global head of Investment Grade Credit Trading team. He is also head of the Customized Fixed Income portfolio management, Andrew joined the Investment Adviser in 2006.
Stanton Neilson Vice President	Portfolio Manager— Investment Grade Credit Fund	Since 2023	Stanton Neilson is a portfolio manager on the Fixed Income and Liquidity Solutions team and serves as lead analyst for the Technology, Media, and Telecom and Healthcare sectors. He joined the Investment Adviser in 2010.
Robert Magnuson Managing Director	Portfolio Manager— High Yield Fund	Since 2014	Mr. Magnuson is a Portfolio Manager for High Yield Strategies. He joined the Investment Adviser in 2006.
Peter Campo Managing Director, Global Co-Head of High Yield and Bank Loans	Portfolio Manager— High Yield Fund High Yield Floating Rate Fund Short Duration High Yield Fund	Since 2023 2018 2024	Mr. Campo is Global Co-Head of High Yield and Bank Loans. He joined the Investment Adviser in 2018. Prior to joining the Investment Adviser, he worked at Eaton Vance from 2003 to 2018 as a portfolio manager and research analyst.
Aakash Thombre, CFA Managing Director, Global Co-Head of High Yield and Bank Loans	Portfolio Manager— High Yield Fund High Yield Floating Rate Fund Short Duration High Yield Fund	Since 2023 2023 2019	Mr. Thombre is Global Co-Head of High Yield and Bank Loans. He joined the Investment Adviser in 2007.
Ashish Shah Managing Director, Global Chief Investment Officer of Public Investing	Portfolio Manager— High Yield Fund High Yield Floating Rate Fund Short Duration High Yield Fund	Since 2021 2021 2019	Mr. Shah is Global Chief Investment Officer of Public Investing. He joined the Investment Adviser in 2018. Mr. Shah was previously at AllianceBernstein from 2010 to 2018, where he was most recently the Head of Fixed Income and Chief Investment Officer of Global Credit.
Michael McGuinness Managing Director, Global Chief Investment Officer of Public Investing	Portfolio Manager— Short Duration High Yield Fund	Since 2019	Mr. McGuinness is the Head of Opportunistic Corporate Credit and a portfolio manager within Global Fixed Income. Prior to joining the Investment Adviser in 2015, Mr. McGuinness was a partner and portfolio manager with a focus on credit selection at Taurasi Capital Management, Battleground Capital Management, Ore Hill Partners, and W.R. Huff Asset Management.
Anupam Damani Managing Director	Portfolio Manager— Emerging Markets Debt Fund Emerging Markets Credit Fund	Since 2024	Ms. Damani is Co-Head and a Senior Portfolio Manager for the Emerging Markets Debt team. Prior to joining the Investment Adviser in 2023, Ms. Damani served as Head of International & Emerging Markets Debt and Co-Head of Global Fixed Income Portfolio Management at Nuveen.

For information about the portfolio managers' compensation, other accounts managed by the portfolio managers and the portfolio managers' ownership of securities in the Fund, see the SAI.

DISTRIBUTOR AND TRANSFER AGENT

Goldman Sachs, 200 West Street, New York, NY 10282, serves as the exclusive distributor (the "Distributor") of each Fund's shares. Goldman Sachs, 71 South Wacker Drive, Suite 1200, Chicago, IL 60606, also serves as each Fund's transfer agent (the "Transfer Agent") and, as such, performs various shareholder servicing functions.

For its transfer agency services, Goldman Sachs is entitled to receive a transfer agency fee equal, on an annualized basis, to 0.03% of average daily net assets with respect to Class R6 Shares, 0.12% of average daily net assets with respect to the Class A, Class C, Investor and Class R, 0.04% of average daily net assets with respect to Institutional and Service Shares and 0.03% of average daily net assets with respect to the Investment Grade Credit Fund's Separate Account Institutional Shares.

Goldman Sachs has agreed to waive a portion of its transfer agency fee (a component of "Other Expenses") equal to 0.06% as an annual percentage rate of the average daily net assets attributable to Class A, Class C and Investor Shares of the Emerging Markets Debt Fund, 0.05% as an annual percentage of the average daily net assets attributable to Class A, Class C, Investor and Class R Shares of the High Yield Floating Rate Fund, 0.03% as an annual percentage rate of the average daily net assets attributable to Class A, Class C and Investor Shares of the Emerging Markets Credit Fund and 0.03% as an annual percentage rate of the average daily net assets attributable to Class A, Class C, Investor and Class R Shares of the High Yield Fund through at least July 29, 2025, and prior to such date, Goldman Sachs may not terminate the arrangements without the approval of the Board of Trustees.

From time to time, Goldman Sachs or any of its affiliates may purchase and hold shares of the Funds. Goldman Sachs and its affiliates reserve the right to redeem at any time some or all of the shares acquired for their own accounts.

ACTIVITIES OF GOLDMAN SACHS AND ITS AFFILIATES AND OTHER ACCOUNTS MANAGED BY GOLDMAN SACHS

The involvement of the Investment Adviser, Goldman Sachs and their affiliates in the management of, or their interest in, other accounts and other activities of Goldman Sachs will present conflicts of interest with respect to the Fund and will, under certain circumstances, limit the Fund's investment activities. Goldman Sachs is a worldwide, full service investment banking, broker dealer, asset management and financial services organization and a major participant in global financial markets that provides a wide range of financial services to a substantial and diversified client base that includes corporations, financial institutions, governments and individuals. As such, it acts as a broker-dealer, investment adviser, investment banker, underwriter, research provider, administrator, financier, adviser, market maker, trader, prime broker, derivatives dealer, clearing agent, lender, counterparty, agent, principal, distributor, investor or in other commercial capacities for accounts or companies (including Fund portfolio companies) or affiliated or unaffiliated investment funds (including pooled investment vehicles and private funds) in which one or more accounts, including the Fund, invest. In those and other capacities, Goldman Sachs and its affiliates advise and deal with clients and third parties in all markets and transactions and purchase, sell, hold and recommend a broad array of investments, including securities, derivatives, loans, commodities, currencies, credit default swaps, indices, baskets and other financial instruments and products for their own accounts or for the accounts of their customers and have other direct and indirect interests in the global fixed income, currency, commodity, equities, bank loans and other markets and the securities and issuers in which the Fund directly and indirectly invests. Thus, it is expected that the Fund will have multiple business relationships with and will invest in, engage in transactions with, make voting decisions with respect to, or obtain services from entities for which Goldman Sachs and its affiliates perform or seek to perform investment banking or other services. The Investment Adviser and/or certain of its affiliates are the managers of the Goldman Sachs Funds. The Investment Adviser and its affiliates earn fees from this and other relationships with the Fund. Although management fees paid by the Fund to the Investment Adviser and certain other fees paid to the Investment Adviser's affiliates are based on asset levels, the fees are not directly contingent on Fund performance, and the Investment Adviser and its affiliates will still receive significant compensation from the Fund even if shareholders lose money. Goldman Sachs and its affiliates engage in proprietary trading and advise accounts and funds which have investment objectives similar to those of the Fund and/or which engage in and compete for transactions in the same types of securities, currencies and instruments as the Fund. Goldman Sachs and its affiliates will not have any obligation to make available any information regarding their proprietary activities or strategies, or the activities or strategies used for other accounts managed by them, for the benefit of the management of the Fund. The results of the Fund's investment activities, therefore, will likely differ from those of Goldman Sachs, its affiliates, and other accounts managed by Goldman Sachs, and it is possible that the Fund could sustain losses during periods in which Goldman Sachs and its affiliates and other accounts achieve significant profits on their trading for proprietary or other accounts. In addition, the Fund may enter into transactions in which Goldman Sachs and its affiliates or their other clients have an adverse interest. For example, the Fund may take a long position in a security at the same time that Goldman Sachs and its affiliates or other accounts managed by the Investment Adviser or its affiliates take a short position in the same security (or vice versa). These and other transactions undertaken by Goldman Sachs, its affiliates or Goldman Sachs-advised clients may, individually or in the aggregate, adversely impact the Fund. Transactions by one or more

Goldman Sachs-advised clients or the Investment Adviser may have the effect of diluting or otherwise disadvantaging the values, prices or investment strategies of the Fund. The Fund's activities will, under certain circumstances, be limited because of regulatory restrictions applicable to Goldman Sachs and its affiliates, and/or their internal policies designed to comply with such restrictions. As a global financial services firm, Goldman Sachs and its affiliates also provide a wide range of investment banking and financial services to issuers of securities and investors in securities. Goldman Sachs, its affiliates and others associated with it are expected to create markets or specialize in, have positions in and/or effect transactions in, securities of issuers held by the Fund, and will likely also perform or seek to perform investment banking and financial services for one or more of those issuers. Goldman Sachs and its affiliates are expected to have business relationships with and purchase or distribute or sell services or products from or to distributors, consultants or others who recommend the Fund or who engage in transactions with or for the Fund. For more information about conflicts of interest, see the section entitled "Potential Conflicts of Interest" in the SAI.

The Fund will, from time to time, make brokerage and other payments to Goldman Sachs and its affiliates in connection with the Fund's portfolio investment transactions, in accordance with applicable law.

Under a securities lending program approved by the Funds' Board of Trustees, the High Yield and High Yield Floating Rate Funds have retained an affiliate of the Investment Adviser to serve as a securities lending agent for each such Fund to the extent that they engage in the securities lending program. For these services, the lending agent is entitled to receive a fee from the High Yield and High Yield Floating Rate Funds, including a fee based on the returns earned on such Funds' investment of the cash received as collateral for the loaned securities. The Board of Trustees periodically reviews reports on portfolio securities loan transactions for which the affiliated lending agent has acted as lending agent.

Distributions

The Fund pays distributions from its investment income and from net realized capital gains. You may choose to have distributions paid in:

- Cash
- Additional shares of the same class of the same Fund
- Shares of the same or an equivalent class of another Goldman Sachs Fund. Special restrictions may apply. See the SAI.

You may indicate your election on your account application. Any changes may be submitted in writing or via telephone, in some instances, to the Transfer Agent (either directly or through your Intermediary) at any time before the record date for a particular distribution. If you do not indicate any choice, your distributions will be reinvested automatically in the applicable Fund. If cash distributions are elected with respect to the Fund's distributions from net investment income, then cash distributions must also be elected with respect to the net short-term capital gains component, if any, of the Fund's annual distributions.

The election to reinvest distributions in additional shares will not affect the tax treatment of such distributions, which will be treated as received by you and then used to purchase the shares.

Distributions from net investment income and distributions from net capital gains, if any, are declared and paid as follows:

Fund	Investment Income Dividends		Capital Gains Distributions
	Declared	Paid	Declared and Paid
Emerging Markets Credit	Daily	Monthly	Annually
Emerging Markets Debt	Daily	Monthly	Annually
High Yield	Daily	Monthly	Annually
High Yield Floating Rate	Daily	Monthly	Annually
Investment Grade Credit	Daily	Monthly	Annually
Short Duration High Yield	Daily	Monthly	Annually

In addition to the net investment income dividends normally declared daily and paid monthly, a Fund may also earn additional net investment income throughout the year. Any additional net investment income will be distributed annually as a declared event and paid to shareholders of record for such events. In addition a Fund may occasionally make a distribution at a time when it is not normally made.

From time to time a portion of the Fund's distributions may constitute a return of capital for tax purposes, and/or may include amounts in excess of the Fund's net investment income for the period calculated in accordance with generally accepted accounting principles ("GAAP").

When you purchase shares of the Fund, part of the NAV per share may be represented by undistributed income and/or realized gains that have previously been earned by the Fund. Therefore, subsequent distributions on such shares from such income and/or realized gains may be taxable to you even if the NAV of the shares is, as a result of the distributions, reduced below the cost of such shares and the distributions (or portions thereof) represent a return of a portion of the purchase price.

Shareholder Guide

The following section will provide you with answers to some of the most frequently asked questions regarding buying and selling the Fund's shares.

HOW TO BUY SHARES

Shares Offering

Shares of the Fund are continuously offered through the Distributor. The Fund and the Distributor will have the sole right to accept orders to purchase shares and reserve the right to reject any purchase order in whole or in part.

How Can I Purchase Shares Of The Fund?

You may purchase shares of the Fund through certain intermediaries that have a relationship with Goldman Sachs, including banks, trust companies, brokers, registered investment advisers and other financial institutions ("Intermediaries"). Certain Intermediaries have been authorized by Goldman Sachs Trust (the "Trust") to accept purchase, redemption or exchange orders on behalf of the Fund for their customers ("Authorized Institutions"), and if approved by the Fund, may designate other financial intermediaries to accept such orders. You should contact your Intermediary to learn whether it is authorized to accept orders on behalf of the Fund (i.e., an Authorized Institution). In order to make an initial investment in the Fund you must furnish to your Intermediary the information in the account application.

The decision as to which class to purchase depends on the amount you invest, the intended length of the investment and your personal situation. You should contact your Intermediary to discuss which share class option is right for you.

Note: Intermediaries may receive different compensation for selling different share classes.

To open an account, contact your Intermediary. Customers of an Intermediary will normally give their order instructions to the Intermediary, and the Intermediary will, in turn, place the order with the Transfer Agent. Intermediaries are responsible for transmitting accepted orders and payments to the Transfer Agent within the time period agreed upon by them and will set times by which orders and payments must be received by them from their customers. The Trust, Transfer Agent, Investment Adviser and their affiliates will not be responsible for any loss in connection with orders that are not transmitted to the Transfer Agent by an Intermediary on a timely basis.

The Fund will be deemed to have received an order for purchase, redemption or exchange of Fund shares when the order is accepted in "proper form" by the Transfer Agent (or, if applicable, by an Authorized Institution) on a business day, and the order will be priced at the Fund's current NAV per share (adjusted for any applicable sales charge) next determined after acceptance by the Transfer Agent (or, if applicable, by an Authorized Institution). For shareholders that place trades directly with the Fund's Transfer Agent, proper form generally means that specific trade details and customer identifying information must be received by the Transfer Agent at the time an order is submitted. Intermediaries of the Fund may have different requirements regarding what constitutes proper form for trade instructions. Please contact your Intermediary for more information.

For purchases by check, the Fund will not accept checks drawn on foreign banks, third party checks, temporary checks, cash or cash equivalents; e.g., cashier's checks, official bank checks, money orders, traveler's cheques or credit card checks. In limited situations involving the transfer of retirement assets, the Fund may accept cashier's checks or official bank checks.

Investor and Class R Shares are not sold directly to the public. Instead, Investor and Class R Shares generally are available only to Section 401(k), 403(b), 457, profit sharing, money purchase pension, tax-sheltered annuity, defined benefit pension, non-qualified deferred compensation plans and non-qualified pension plans or other employee benefit plans (including health savings accounts) or SIMPLE plans that are sponsored by one or more employers (including governmental or church employers) or employee organizations ("Employee Benefit Plans"). Investor Shares may also be sold to accounts established under a fee-based program that is sponsored and maintained by an Intermediary that has entered into a contractual relationship with Goldman Sachs to offer such shares through such programs ("Eligible Fee-Based Program"). Investor and Class R Shares are not available to traditional and Roth Individual Retirement Accounts ("IRAs"), SEPs and SARSEPs; except that Investor Shares are available to such accounts or plans to the extent they are purchased through an Eligible Fee-Based Program. Employee Benefit Plans and Eligible Fee-Based Programs must purchase Investor or Class R Shares through an Intermediary using a plan level or omnibus account.

Employee Benefit Plans generally may open an account and purchase Investor and/or Class R Shares through Intermediaries, financial planners, Employee Benefit Plan administrators and other financial intermediaries. Investor and/or Class R Shares may not be available through certain Intermediaries.

Class R6 Shares are generally available to the following investors who purchase shares of the Fund through certain Intermediaries that have a contractual relationship with Goldman Sachs, including banks, trust companies, brokers, registered investment advisers and other financial institutions, using a plan level or omnibus account, unless otherwise noted below.

- Investors who purchase Class R6 Shares through an Eligible Fee-Based Program;
- Employee Benefit Plans;
- Registered investment companies or bank collective trusts investing directly with the Transfer Agent;
- Institutional investors, including companies, foundations, endowments, municipalities, trusts and other entities, investing at least \$5,000,000 directly with the Transfer Agent; and
- Other investors at the discretion of the Trust’s officers.

Class R6 Shares may not be available through certain Intermediaries. For the purposes of Class R6 Shares eligibility, the term “Intermediary” does not include Goldman Sachs or its affiliates and Class R6 Shares will not be available to clients of Goldman Sachs Private Wealth Management, The Goldman Sachs Trust Company, N.A., The Goldman Sachs Trust Company of Delaware or The Ayco Company, L.P.

What Is My Minimum Investment In The Fund?

For each of your accounts investing in Class A or Class C Shares, the following investment minimums must be met:

	Initial	Additional*
Regular Accounts	\$1,000	\$50
Employee Benefit Plans	No Minimum	No Minimum
Uniform Gift/Transfer to Minors Accounts (UGMA/UTMA)	\$250	\$50
Individual Retirement Accounts and Coverdell ESAs	\$250	\$50
Automatic Investment Plan Accounts	\$250	\$50

* No minimum additional investment requirements are imposed with respect to investors trading through Intermediaries who aggregate shares in omnibus or similar accounts (e.g., employee benefit plan accounts, wrap program accounts or traditional brokerage house accounts). A maximum purchase limitation of \$1,000,000 in the aggregate normally applies to purchases of Class C Shares across all Goldman Sachs Funds.

For Institutional Shares, the minimum initial investment is \$1,000,000 for individual or Institutional Investors, alone or in combination with other assets under the management of the Investment Adviser and its affiliates, except that no initial minimum will be imposed on (i) Employee Benefit Plans that hold their Institutional Shares through plan-level or omnibus accounts; or (ii) investment advisers investing for accounts for which they receive asset-based fees where the investment adviser or its Intermediary purchases Institutional Shares through an omnibus account. For this purpose, “Institutional Investors” shall include “wrap” account sponsors (provided they have an agreement covering the arrangement with the Distributor); corporations; qualified non-profit organizations, charitable trusts, foundations and endowments; any state, county or city, or any instrumentality, department, authority or agency thereof; and banks, trust companies or other depository institutions investing for their own account or on behalf of their clients.

No minimum amount is required for initial purchases in Investor, Class R and Class R6 (except as provided below) Shares or additional investments in Institutional, Service, Investor, Class R, Separate Account Institutional or Class R6 Shares. Separate Account Institutional Shares are available to TFI Separate Account clients with at least \$100,000,000 in assets under management with Goldman Sachs or its affiliates, and \$50,000,000 invested in the TFI Separate Account strategy.

For Class R6 Shares, the minimum initial investment is \$5,000,000 for institutional investors, including companies, foundations, endowments, municipalities, trusts and other entities who purchase Class R6 Shares directly with the Transfer Agent.

There are no minimum purchase or account (minimum) requirements with respect to Service Shares. An Intermediary may, however, impose a minimum amount for initial and additional investments in Service Shares, and may establish other requirements such as a minimum account balance. An Intermediary may redeem Service Shares held by non-complying accounts, and may impose a charge for any special services.

The minimum investment requirement for Class A, Class C and Institutional Shares may be waived for: (i) Goldman Sachs, its affiliates (including the Trust) or their respective Trustees, officers, partners, directors or employees (including retired employees and former partners), as well as certain individuals related to such investors, including spouses or domestic partners, minor children including those of their domestic partners, other family members residing in the same household, and/or financial dependents, provided that all of the above are designated as such with an Intermediary or the Fund’s Transfer Agent; (ii) advisory clients of Goldman Sachs Private Wealth Management and accounts for which The Goldman Sachs Trust Company, N.A. acts in a fiduciary capacity (i.e., as agent or trustee); (iii) certain mutual fund “wrap” programs at the discretion of the Trust’s officers; and (iv) other investors at the discretion of the Trust’s officers. No minimum amount is required for additional investments in such accounts.

What Should I Know When I Purchase Shares Through An Intermediary?

If shares of the Fund are held in an account maintained and serviced by your Intermediary, all recordkeeping, transaction processing and payments of distributions relating to your account will be performed by your Intermediary, and not by the Fund and its Transfer Agent. Since the Fund will have no record of your transactions, you should contact your Intermediary to purchase, redeem or exchange shares, to make changes in or give instructions concerning your account or to obtain information about your account. The transfer of shares from an account with one Intermediary to an account with another Intermediary involves special procedures and may require you to obtain historical purchase information about the shares in the account from your Intermediary. If your Intermediary's relationship with Goldman Sachs is terminated, and you do not transfer your account to another Intermediary, the Trust reserves the right to redeem your shares. The Trust will not be responsible for any loss in an investor's account or tax liability resulting from a redemption.

Certain Intermediaries may provide the following services in connection with their customers' investments in Service Shares:

- Personal and account maintenance services
 - Provide facilities to answer inquiries and respond to correspondence
 - Act as liaison between the Intermediary's customers and the Trust
 - Assist customers in completing application forms, selecting dividend and other options, and similar services
- Shareholder administration services
 - Act directly or through an agent, as the sole shareholder of record
 - Maintain account records for customers
 - Process orders to purchase, redeem and exchange shares for customers
 - Process payments for customers

Intermediaries that invest in shares on behalf of their customers may charge brokerage commissions or other fees directly to their customer accounts in connection with their investments. You should contact your Intermediary for information regarding such charges, as these fees, if any, may affect the return such customers realize with respect to their investments.

The Investment Adviser, Distributor and/or their affiliates may make payments or provide services to Intermediaries and other persons to promote the sale, distribution and/or servicing of shares of the Fund and other Goldman Sachs Funds, except that the Investment Adviser, Distributor and their affiliates do not make such payments on behalf of Class R6 Shares. These payments are made out of the Investment Adviser's, Distributor's and/or their affiliates' own assets, and are not an additional charge to the Fund. The payments are in addition to the distribution and service fees, service fees and shareholder administration fees and sales charges described in the Prospectus. Such payments are intended to compensate Intermediaries and other persons for, among other things: marketing shares of the Fund and other Goldman Sachs Funds, which may consist of payments relating to the Fund's inclusion on preferred or recommended fund lists or in certain sales programs sponsored by the recipients; access to the Intermediaries' registered representatives or salespersons, including at conferences and other meetings; assistance in training and education of personnel; marketing support; the provision of analytical or other data to the Investment Adviser or its affiliates relating to sales of shares of the Fund and other Goldman Sachs Funds; the support or purchase of technology platforms/software; and/or other specified services intended to assist in the distribution and marketing of the Fund and other Goldman Sachs Funds, including provision of consultative services to the Investment Adviser or its affiliates relating to marketing and/or sale of shares of the Fund and other Goldman Sachs Funds. The payments may also, to the extent permitted by applicable regulations, sponsor various trainings and educational programs. The payments by the Investment Adviser, Distributor and/or their affiliates, which are in addition to the fees paid for these services by the Fund, may also compensate Intermediaries and other persons for sub-accounting, sub-transfer agency, administrative, shareholder processing and/or recordkeeping services. These additional payments may exceed amounts earned on these assets by the Investment Adviser, Distributor and/or their affiliates for the performance of these or similar services. The amount of these additional payments is normally not expected to exceed 0.50% (annualized) of the amount sold or invested through the recipients. In addition, certain Intermediaries may have access to certain services from the Investment Adviser, Distributor and/or their affiliates, including research reports, economic analysis, and portfolio analysis, portfolio construction and similar tools and software. In certain cases, the Intermediaries may not pay for these products or services or may only pay for a portion of the total cost of these products or services. Please refer to the "Payments to Others (Including Intermediaries)" section of the SAI for more information about these and similar payments and services.

The payments made by the Investment Adviser, Distributor and/or their affiliates and the services provided by an Intermediary or other person may differ for different Intermediaries and other persons. The presence of these and similar payments, receipt of these services and the basis on which an Intermediary compensates its registered representatives or salespersons may create an incentive for a particular Intermediary, registered representative, salesperson or other person to highlight, feature or recommend funds based, at least in part, on the level of compensation paid. You should contact your Intermediary, or any other person that provides services to you, for more information about the payments it receives and any potential conflicts of interest.

You may be required to pay a commission directly to a broker or financial intermediary for effecting transactions in Institutional Shares. In addition to Institutional Shares, the Fund also offers other classes of shares to investors. These other share classes are subject to different fees and expenses (which affect performance) and are entitled to different services than Institutional Shares. Information regarding these other share classes is included in the Prospectus for the applicable share class and may also be obtained from your Intermediary or from Goldman Sachs by calling the number on the back cover of the Prospectus.

What Else Should I Know About Share Purchases?

The Trust reserves the right to:

- Refuse to open an account or require an Intermediary to refuse to open an account if you fail to (i) provide a taxpayer identification number, a Social Security Number or other government-issued identification (e.g., for an individual, a driver’s license or passport); or (ii) certify that such number or other information is correct (if required to do so under applicable law).
- Reject or restrict any purchase or exchange order by a particular purchaser (or group of related purchasers) for any reason in its discretion. Without limiting the foregoing, the Trust may reject or restrict purchase and exchange orders by a particular purchaser (or group of related purchasers) when a pattern of frequent purchases, sales or exchanges of shares of the Fund is evident, or if purchases, sales or exchanges are, or a subsequent redemption might be, of a size that would disrupt the management of the Fund.
- Close the Fund to new investors from time to time and reopen any such Fund whenever it is deemed appropriate by the Investment Adviser.
- Provide for, modify or waive the minimum investment requirements.
- Modify the manner in which shares are offered.
- Modify the sales charge rate applicable to future purchases of shares.

Shares of the Fund are only registered for sale in the United States and certain of its territories. Generally, shares of the Fund will only be offered or sold to “U.S. persons” and all offerings or other solicitation activities will be conducted within the United States, in accordance with the rules and regulations of the Securities Act of 1933, as amended (“Securities Act”).

The Fund may allow you to purchase shares through an Intermediary with securities instead of cash if consistent with the Fund’s investment policies and operations and approved by the Investment Adviser.

Notwithstanding the foregoing, the Trust and Goldman Sachs reserve the right to reject or restrict purchase or exchange requests from any investor. The Trust and Goldman Sachs will not be liable for any loss resulting from rejected purchase or exchange orders.

Please be advised that abandoned or unclaimed property laws for certain states (to which your account may be subject) require financial organizations to transfer (escheat) unclaimed property (including shares of the Fund) to the appropriate state if no activity occurs in an account for a period of time specified by state law. For IRA accounts escheated to a state under these abandoned property laws, the escheatment will generally be treated as a taxable distribution to you; federal and any applicable state income tax will be withheld. This may apply to your Roth IRA as well.

Customer Identification Program. Federal law requires the Fund to obtain, verify and record identifying information for certain investors, which will be reviewed solely for customer identification purposes, which may include the name, residential or business street address, date of birth (for an individual), Social Security Number or taxpayer identification number or other information, for each investor who opens an account directly with the Fund. Applications without the required information may not be accepted by the Fund. Throughout the life of your account, the Fund may request updated identifying information in accordance with their Customer Identification Program. After accepting an application, to the extent permitted by applicable law or their Customer Identification Program, the Fund reserves the right to: (i) place limits on transactions in any account until the identity of the investor is verified; (ii) refuse an investment in the Fund; or (iii) involuntarily redeem an investor’s shares and close an account in the event that the Fund are unable to verify an investor’s identity or are unable to obtain all required information. The Fund and their agents will not be responsible for any loss or tax liability in an investor’s account resulting from the investor’s delay in providing all required information or from closing an account and redeeming an investor’s shares pursuant to their Customer Identification Program.

How Are Shares Priced?

The price you pay when you buy shares is the Fund’s next-determined NAV per share (as adjusted for any applicable sales charge) after the Transfer Agent (or, if applicable, an Authorized Institution) has received and accepted your order in proper form. The price you receive when you sell shares is the Fund’s next-determined NAV per share (adjusted for any applicable CDSCs) after the Transfer Agent (or, if applicable, an Authorized Institution) has received and accepted your order in proper form, with the redemption proceeds reduced by any applicable charges (e.g., CDSCs). Each class generally calculates its NAV as follows:

$$\text{NAV} = \frac{\begin{array}{l} \text{(Value of Assets of the Class)} \\ - \text{(Liabilities of the Class)} \end{array}}{\text{Number of Outstanding Shares of the Class}}$$

The Fund's investments for which market quotations are readily available are valued at market value on the basis of quotations provided by pricing sources. If accurate quotations are not readily available, if the Fund's fund accounting agent is unable for other reasons to facilitate pricing of individual securities or calculate the Fund's NAV, or if the Investment Adviser believes that such quotations do not accurately reflect fair value, the fair value of the Fund's investments may be determined in good faith under valuation procedures approved by the Board of Trustees. Thus, such pricing may be based on subjective judgments and it is possible that the prices resulting from such valuation procedures may differ materially from the value realized on a sale. Cases where there is no clear indication of the value of the Fund's investments include, among others, situations where a security or other asset or liability does not have a price source or a price is unavailable.

Equity securities listed on an exchange are generally valued at the last available sale price on the exchange on which they are principally traded.

To the extent the Fund invests in foreign equity securities, "fair value" prices will be provided by an independent third-party pricing (fair value) service in accordance with the fair value procedures approved by the Board of Trustees. Fair value prices are used because many foreign markets operate at times that do not coincide with those of the major U.S. markets. Events that could affect the values of foreign portfolio holdings may occur between the close of the foreign market and the time of determining the NAV, and would not otherwise be reflected in the NAV.

Fixed income securities are generally valued on the basis of prices (including evaluated prices) and quotations provided by pricing services or securities dealers. Pricing services may use matrix pricing or valuation models, which utilize certain inputs and assumptions, including, but not limited to, yield or price with respect to comparable fixed income securities, to determine current value. Pricing services generally value fixed income securities assuming orderly transactions of an institutional round lot size, but the Fund may hold or transact in such securities in smaller odd lot sizes. Odd lots may trade at lower prices than institutional round lots.

Investments in other open-end registered investment companies (if any), excluding investments in ETFs, are valued based on the NAV of those open-end registered investment companies (which may use fair value pricing as discussed in their prospectuses). Investments in ETFs will generally be valued at the last sale price or official closing price on the exchange on which they are principally traded.

In addition, the Investment Adviser, consistent with its procedures and applicable regulatory guidance, may (but need not) determine to make an adjustment to the previous closing prices of either domestic or foreign securities in light of significant events, to reflect what it believes to be the fair value of the securities at the time of determining the Fund's NAV. Significant events that could affect a large number of securities in a particular market may include, but are not limited to: situations relating to one or more single issuers in a market sector; significant fluctuations in U.S. or foreign markets; market dislocations; market disruptions or unscheduled market closings; equipment failures; natural or man made disasters or acts of God; armed conflicts; governmental actions or other developments; as well as the same or similar events which may affect specific issuers or the securities markets even though not tied directly to the securities markets. Other significant events that could relate to a single issuer may include, but are not limited to: corporate actions such as reorganizations, mergers and buy-outs; corporate announcements, including those relating to earnings, products and regulatory news; significant litigation; ratings downgrades; bankruptcies; and trading limits or suspensions.

One effect of using an independent third-party pricing (fair value) service and fair valuation may be to reduce stale pricing arbitrage opportunities presented by the pricing of Fund shares. However, it involves the risk that the values used by the Fund to price its investments may be different from those used by other investment companies and investors to price the same investments.

Please note the following with respect to the price at which your transactions are processed:

- NAV per share of each share class is generally calculated by the Fund's fund accounting agent on each business day as of the close of regular trading on the New York Stock Exchange (normally 4:00 p.m. Eastern time) or such other times as the New York Stock Exchange or NASDAQ market may officially close. This occurs after the determination, if any, of the income to be declared as a dividend. Fund shares will generally not be priced on any day the New York Stock Exchange is closed, although Fund shares may be priced on such days if the Securities Industry and Financial Markets Association ("SIFMA") recommends that the bond markets remain open for all or part of the day.
- On any business day when the SIFMA recommends that the bond markets close early, the Fund reserves the right to close at or prior to the SIFMA recommended closing time. If the Fund does so, it will cease granting same business day credit for purchase and redemption orders received after the Fund's closing time and credit will be given on the next business day.
- The Trust reserves the right to reprocess purchase (including dividend reinvestments), redemption and exchange transactions that were processed at a NAV that is subsequently adjusted, and to recover amounts from (or distribute amounts to) shareholders accordingly based on the official closing NAV, as adjusted.
- The Trust reserves the right to advance the time by which purchase and redemption orders must be received for same business day credit as otherwise permitted by the SEC.

Consistent with industry practice, investment transactions not settling on the same day are recorded and factored into the Fund's NAV on the business day following trade date (T+1). The use of T+1 accounting generally does not, but may, result in a NAV that differs materially from the NAV that would result if all transactions were reflected on their trade dates.

Note: The time at which transactions and shares are priced and the time by which orders must be received may be changed in case of an emergency or if regular trading on the New York Stock Exchange and/or the bond markets is stopped at a time other than their regularly scheduled closing time. In the event the New York Stock Exchange and/or the bond markets do not open for business, the Trust may, but is not required to, open one or more Funds for purchase, redemption and exchange transactions if the Federal Reserve wire payment system is open. To learn whether the Fund is open for business during this situation, please call the appropriate phone number located on the back cover of the Prospectus.

Foreign securities may trade in their local markets on days the Fund is closed. As a result, if the Fund holds foreign securities, its NAV may be impacted on days when investors may not purchase or redeem Fund shares.

The Fund relies on various sources to calculate its NAV. The ability of the Fund's fund accounting agent to calculate the NAV per share of each share class of the Fund is subject to operational risks associated with processing or human errors, systems or technology failures, cyber attacks, and errors caused by third party service providers, data sources, or trading counterparties. Such failures may result in delays in the calculation of the Fund's NAV and/or the inability to calculate NAV over extended time periods. The Fund may be unable to recover any losses associated with such failures. In addition, if the third party service providers and/or data sources upon which the Fund directly or indirectly relies to calculate its NAV or price individual securities are unavailable or otherwise unable to calculate the NAV correctly, it may be necessary for alternative procedures to be utilized to price the securities at the time of determining the Fund's NAV.

When Will Shares Be Issued And Dividends Begin To Be Accrued?

Net investment income dividends that are declared daily and paid monthly will begin to be accrued as follows:

■ Shares Purchased by Federal Funds Wire or ACH Transfer:

- If a purchase order is received in proper form before the Fund closes, shares will generally be issued and dividends will generally begin to accrue on the purchased shares on the later of (i) the business day after payment is received, or (ii) the day that the federal funds wire is received by The Northern Trust Company. Failure to provide payment on settlement date may result in a delay in accrual.
- If a purchase order is placed through an Intermediary that settles through the National Securities Clearing Corporation (the "NSCC"), the purchase order will begin accruing dividends on the NSCC settlement date.

■ Shares Purchased by Check:

- If a purchase order is received in proper form before the Fund closes, shares will generally be issued and dividends will generally begin to accrue on the purchased shares no later than two business days after payment is received.

Other dividends or distributions will be distributed annually as a declared event and paid to shareholders of record on the record date for such events.

COMMON QUESTIONS APPLICABLE TO THE PURCHASE OF CLASS A SHARES
What Is The Offering Price Of Class A Shares?

The offering price of Class A Shares of the Fund is the next determined NAV per share plus an initial sales charge paid to Goldman Sachs at the time of purchase of shares. The sales charge varies depending upon the amount you purchase. In some cases, described below, the initial sales charge may be eliminated altogether, and the offering price will be the NAV per share.

The current sales charges and commissions paid to Intermediaries for Class A Shares of the Emerging Markets Debt, High Yield and Emerging Markets Credit Funds are as follows:

Amount of Purchase (including sales charge, if any)	Sales Charge as Percentage of Offering Price	Sales Charge as Percentage of Net Amount Invested	Maximum Dealer Allowance as Percentage of Offering Price*
Less than \$100,000	4.50%	4.71%	4.00%
\$100,000 up to (but less than) \$250,000	3.00	3.09	2.50
\$250,000 up to (but less than) \$500,000	2.50	2.56	2.00
\$500,000 up to (but less than) \$1 million	2.00	2.04	1.75
\$1 million or more	0.00**	0.00**	***

The current sales charges and commissions paid to Intermediaries for Class A Shares of the Investment Grade Credit Fund are as follows:

Amount of Purchase (including sales charge, if any)	Sales Charge as Percentage of Offering Price	Sales Charge as Percentage of Net Amount Invested	Maximum Dealer Allowance as Percentage of Offering Price*
Less than \$100,000	3.75%	3.90%	3.25%
\$100,000 up to (but less than) \$250,000	3.00	3.09	2.50
\$250,000 up to (but less than) \$500,000	2.50	2.56	2.00
\$500,000 up to (but less than) \$1 million	2.00	2.04	1.75
\$1 million or more	0.00**	0.00**	***

The current sales charges and commissions paid to Intermediaries for Class A Shares of the High Yield Floating Rate and Short Duration High Yield Funds are as follows:

Amount of Purchase (including sales charge, if any)	Sales Charge as Percentage of Offering Price	Sales Charge as Percentage of Net Amount Invested	Maximum Dealer Allowance as Percentage of Offering Price*
Less than \$100,000	2.25%	2.30%	2.00%
\$100,000 to \$249,999	1.75	1.78	1.50
\$250,000 to \$499,999	1.25	1.27	1.00
\$500,000 to \$999,999	1.00	1.01	0.85
\$1 million and over	0.00**	0.00**	***

* Dealer's allowance may be changed periodically. During special promotions, the entire sales charge may be reallocated to Intermediaries. Intermediaries to whom substantially the entire sales charge is reallocated may be deemed to be "underwriters" under the Securities Act.

** No sales charge is payable at the time of purchase of Class A Shares of \$1 million or more, but a CDSC of 1.00% (0.75% for High Yield Floating Rate Fund) may be imposed in the event of certain redemptions within 18 months. For more information about Class A Shares' CDSCs, please see "What Else Do I Need to Know About Class A Shares' CDSC?" below.

*** The Distributor may pay a one-time commission to Intermediaries who initiate or are responsible for purchases of \$1 million or more of shares of the Funds equal to 1.00% (0.75% for High Yield Floating Rate Fund) of the amount under \$3 million, 0.50% of the next \$2 million, and 0.25% thereafter. In instances where this one time commission is not paid to a particular Intermediary (including Goldman Sachs' Private Wealth Management Unit) the CDSC on Class A Shares, generally, will be waived. The Distributor may also pay, with respect to all or a portion of the amount purchased, a commission in accordance with the foregoing schedules to Intermediaries who initiate or are responsible for purchases by Employee Benefit Plans investing in the Funds which satisfy the criteria set forth below in "When Are Class A Shares Not Subject To A Sales Load?" or \$1 million or more by certain "wrap" accounts. Purchases by such plans will be made at NAV with no initial sales charge, but if shares are redeemed within 18 months, a CDSC of 1.00% (0.75% for High Yield Floating Rate Fund) may be imposed upon the plan, the plan sponsor or the third-party administrator. In addition, Intermediaries will remit to the Distributor such payments received in connection with "wrap" accounts in the event that shares are redeemed within 18 months.

Different Intermediaries may impose different sales charges. These variations are described in Appendix C—Additional Information About Sales Charge Variations, Waivers and Discounts.

You should note that the actual sales charge that appears in your mutual fund transaction confirmation may differ slightly from the rate disclosed above in the Prospectus due to rounding calculations.

As indicated in the preceding chart, and as discussed further below and in the section titled “How Can The Sales Charge On Class A Shares Be Reduced?” and in Appendix C—Additional Information About Sales Charge Variations, Waivers and Discounts, you may, under certain circumstances, be entitled to pay reduced sales charges on your purchases of Class A Shares or have those charges waived entirely. To take advantage of these discounts, your Intermediary must notify the Fund’s Transfer Agent at the time of your purchase order that a discount may apply to your current purchases. You may also be required to provide appropriate documentation to receive these discounts, including:

- (i) Information or records regarding shares of the Funds or other Goldman Sachs Funds held in all accounts (e.g., retirement accounts) of the shareholder at all Intermediaries; or
- (ii) Information or records regarding shares of the Funds or other Goldman Sachs Funds held at any Intermediary by related parties of the shareholder, such as members of the same family or household.

What Else Do I Need To Know About Class A Shares’ CDSC?

Purchases of \$1 million or more of Class A Shares will be made at NAV with no initial sales charge. However, if you redeem shares within 18 months after the beginning of the month in which the purchase was made, a CDSC of 1% (0.75% for High Yield Floating Rate Fund) may be imposed. The CDSC may not be imposed if your Intermediary agrees with the Distributor to return all or an applicable prorated portion of its commission to the Distributor. The CDSC is waived on redemptions in certain circumstances. See “In What Situations May The CDSC On Class A Or C Shares Be Waived Or Reduced?” below and, if you hold shares through an Intermediary, see Appendix C—Additional Information About Sales Charge Variations, Waivers and Discounts.

When Are Class A Shares Not Subject To A Sales Load?

Class A Shares of the Funds may be sold at NAV without payment of any sales charge to the following individuals and entities:

- Investors who purchase Class A Shares in accounts that are no longer associated with an Intermediary and held direct at the Transfer Agent, including retirement accounts.
- Goldman Sachs, its affiliates or their respective officers, partners, directors or employees (including retired employees and former partners), any partnership of which Goldman Sachs is a general partner, any Trustee or officer of the Trust and designated family members of any of these individuals;
- Qualified employee benefit plans of Goldman Sachs;
- Trustees or directors of investment companies for which Goldman Sachs or an affiliate acts as sponsor;
- Any employee or registered representative of any Intermediary (or such Intermediaries’ affiliates and subsidiaries) or their respective spouses, or domestic partners, children and parents;
- Banks, trust companies or other types of depository institutions;
- Any state, county or city, or any instrumentality, department, authority or agency thereof, which is prohibited by applicable investment laws from paying a sales charge or commission in connection with the purchase of shares of the Fund;
- Employee Benefit Plans, other than Employee Benefit Plans that purchase Class A Shares through brokerage relationships in which sales charges are customarily imposed. Under such circumstances, Plans will be assessed sales charges as described further in “Shareholder Guide—Common Questions Applicable to the Purchase of Class A Shares,”;
- Investors who purchase Class A Shares through an omnibus account sponsored by an Intermediary that has an agreement with the Distributor covering such investors to offer Class A Shares without charging an initial sales charge;
- Insurance company separate accounts that make the Funds available as an underlying investment in certain group annuity contracts;
- “Wrap” accounts for the benefit of clients of broker-dealers, financial institutions or financial planners, provided they have entered into an agreement with GSAM specifying aggregate minimums and certain operating policies and standards;
- Investment advisers investing for accounts for which they receive asset-based fees;
- Accounts over which GSAM or its advisory affiliates have investment discretion;
- Shareholders who roll over distributions from any tax-qualified Employee Benefit Plan or tax-sheltered annuity to an IRA which invests in the Goldman Sachs Funds if the tax-qualified Employee Benefit Plan or tax-sheltered annuity receives administrative services provided by certain third party administrators that have entered into a special service arrangement with Goldman Sachs relating to such plan or annuity;
- State sponsored 529 college savings plans;
- Investors that purchase Class A Shares through the GS Retirement Plan Plus and Goldman Sachs 401(k) Programs;

- Former shareholders of certain funds who (i) received shares of a Goldman Sachs Fund in connection with a reorganization of an acquired fund into a Goldman Sachs Fund, (ii) had previously qualified for purchases of Class A Shares of the acquired funds without the imposition of a sales load under the guidelines of the applicable acquired fund family, and (iii) as of August 24, 2012 held their Goldman Sachs Fund shares directly with the Goldman Sachs Funds' Transfer Agent, as long as they continue to hold the shares directly at the Transfer Agent.

You must certify eligibility for any of the above exemptions on your account application and notify your Intermediary and the Funds if you no longer are eligible for the exemption. You may be eligible for different or additional exemptions based on your Intermediary; see Appendix C—Additional Information About Sales Charge Variations, Waivers and Discounts.

The Fund will grant you an exemption subject to confirmation of your eligibility by your Intermediary. You may be charged a fee by your Intermediary.

How Can The Sales Charge On Class A Shares Be Reduced?

- **Right of Accumulation:** When buying Class A Shares in Goldman Sachs Funds, your current aggregate investment determines the initial sales load you pay. You may qualify for reduced sales charges when the current market value of holdings across Class A and/or Class C Shares, plus new purchases, reaches \$100,000 or more. Class A and/or Class C Shares of any of the Goldman Sachs Funds may be combined under the Right of Accumulation. If the Fund's Transfer Agent is properly notified, the "Amount of Purchase" in the chart in the section "What Is The Offering Price Of Class A Shares?" will be deemed to include all Class A and/or Class C Shares of the Goldman Sachs Funds that were held at the time of purchase by any of the following persons: (i) you, your spouse or domestic partner, your parents and your children; and (ii) any trustee, guardian or other fiduciary of a single trust estate or a single fiduciary account. This includes, for example, any Class A and/or Class C Shares held at an Intermediary other than the one handling your current purchase. For purposes of applying the Right of Accumulation, shares of the Funds and any other Goldman Sachs Funds purchased by an existing client of Goldman Sachs Private Wealth Management or GS Ayco Holding LLC will be combined with Class A and/or Class C Shares and other assets held by all other Goldman Sachs Private Wealth Management accounts or accounts of GS Ayco Holding LLC, respectively. In addition, under some circumstances, Class A and/or Class C Shares of the Funds and Class A and/or Class C Shares of any other Goldman Sachs Fund purchased by partners, directors, officers or employees of certain organizations may be combined for the purpose of determining whether a purchase will qualify for the Right of Accumulation and, if qualifying, the applicable sales charge level. To qualify for a reduced sales load, you or your Intermediary must notify the Funds' Transfer Agent at the time of investment that a quantity discount is applicable. If you do not notify your Intermediary at the time of your current purchase or a future purchase that you qualify for a quantity discount, you may not receive the benefit of a reduced sales charge that might otherwise apply. Use of this option is subject to a check of appropriate records.

In some circumstances, other Class A Shares and/or Class C Shares may be aggregated with your current purchase under the Right of Accumulation as described in the SAI. For purposes of determining the "Amount of Purchase," all Class A Shares and/or Class C Shares currently held will be valued at their current market value.

- **Statement of Intention:** You may obtain a reduced sales charge by means of a written Statement of Intention which expresses your non-binding commitment to invest (not counting reinvestments of dividends and distributions) in the aggregate \$100,000 or more within a period of 13 months in Class A Shares of one or more of the Goldman Sachs Funds. Any investments you make during the period will receive the discounted sales load based on the full amount of your investment commitment. Purchases made during the previous 90 days may be included; however, capital appreciation does not apply toward these combined purchases. If the investment commitment of the Statement of Intention is not met prior to the expiration of the 13-month period, the entire amount will be subject to the higher applicable sales charge unless the failure to meet the investment commitment is due to the death of the investor. By selecting the Statement of Intention, you authorize the Transfer Agent to escrow and redeem Class A Shares in your account to pay this additional charge if the Statement of Intention is not met. You must, however, inform the Transfer Agent (either directly or through your Intermediary) that the Statement of Intention is in effect each time shares are purchased. Each purchase will be made at the public offering price applicable to a single transaction of the dollar amount specified on the Statement of Intention. The SAI has more information about the Statement of Intention, which you should read carefully.

Different Intermediaries may have different policies regarding Rights of Accumulation and Statements of Intention. These variations are described in Appendix C—Additional Information About Sales Charge Variations, Waivers and Discounts.

COMMON QUESTIONS APPLICABLE TO THE PURCHASE OF CLASS C SHARES

What Is The Offering Price Of Class C Shares?

You may purchase Class C Shares of the Fund at the next determined NAV without paying an initial sales charge. However, if you redeem Class C Shares within 12 months of purchase, a CDSC of 1.00% will normally be deducted from the redemption proceeds. In connection with purchases by Employee Benefit Plans, where Class C Shares are redeemed within 12 months of purchase, a CDSC of 1.00% may be imposed upon the plan sponsor or third party administrator. Class C Shares acquired in

exchange for shares subject to a CDSC will be subject to the CDSC, if any, of the shares originally held. No CDSC is imposed in connection with an exchange of Class C Shares at the time of such exchange. When Class C Shares are exchanged for Class C Shares of another fund, the period of time that such shares will be subject to a CDSC (if any) will be measured as of the date of the original purchase. With respect to such shares held by Employee Benefit Plans, the CDSC may be imposed on the plan sponsor or third party administrator.

Different Intermediaries may impose different sales charges. These variations are described in Appendix C—Additional Information About Sales Charge Variations, Waivers and Discounts.

Proceeds from the CDSC are payable to the Distributor and may be used in whole or in part to defray the Distributor's expenses related to providing distribution-related services to the Fund in connection with the sale of Class C Shares, including the payment of compensation to Intermediaries. A commission equal to 1% of the amount invested is normally paid by the Distributor to Intermediaries.

What Should I Know About The Automatic Conversion Of Class C Shares?

Class C Shares of the Fund will automatically convert into Class A Shares (which bear lower distribution and service (12b-1) fees and do not bear additional personal and account maintenance services fees) of the same Fund on or about the fifteenth day of the last month of the quarter that is eight years after the purchase date. No sales charges or other charges will apply in connection with any conversion.

If you acquire Class C Shares of the Fund by exchange from Class C Shares of another Goldman Sachs Fund, your Class C Shares will convert into Class A Shares of the Fund based on the date of the initial purchase. If you acquire Class C Shares through reinvestment of distributions, your Class C Shares will convert into Class A Shares based on the date of the initial purchase of the shares on which the distribution was paid.

Shareholders will not recognize a gain or loss for federal income tax purposes upon the conversion of Class C Shares for Class A Shares of the same Fund. The automatic conversion of Class C Shares to Class A Shares will not apply to shares held through group retirement plan recordkeeping platforms of certain Intermediaries who hold such shares in an omnibus account and do not track participant level share lot aging to facilitate such a conversion.

New employee benefit plans are not eligible to purchase Class C Shares. Employee benefit plans which had this share class of the Fund available to participants on or before September 18, 2018, may continue to open accounts for new participants in such share class of the Fund and purchase additional shares in existing participant accounts.

If you purchased your shares through an Intermediary, it is the responsibility of your Intermediary to work with the Transfer Agent to effect the conversion and to ensure that Class C Shares are automatically converted after the appropriate period of time. In addition, if your shares are no longer subject to a CDSC, you may be able to exchange your Class C Shares for Class A Shares without the payment of a sales charge prior to the automatic conversion subject to the policies and procedures of the Intermediary through whom you have purchased your shares. Please contact your Intermediary with questions regarding your eligibility to exchange Class C Shares for Class A Shares.

COMMON QUESTIONS APPLICABLE TO THE PURCHASE OF CLASS A AND C SHARES

What Else Do I Need To Know About The CDSC On Class A Or C Shares?

- The CDSC is based on the lesser of the NAV of the shares at the time of redemption or the original offering price (which is the original NAV).
 - No CDSC is charged on shares acquired from reinvested dividends or capital gains distributions.
 - No CDSC is charged on the per share appreciation of your account over the initial purchase price.
 - When counting the number of months since a purchase of Class A or Class C Shares was made, all purchases made during a month will be combined and considered to have been made on the first day of that month.
- To keep your CDSC as low as possible, each time you place a request to sell shares, the Fund will first sell any shares in your account that do not carry a CDSC and then the shares in your account that have been held the longest.

In What Situations May The CDSC On Class A Or C Shares Be Waived Or Reduced?

The CDSC on Class A and Class C Shares that are subject to a CDSC may be waived or reduced if the redemption relates to:

- Mandatory retirement distributions or loans to participants or beneficiaries from Employee Benefit Plans;
- Hardship withdrawals by a participant or beneficiary in an Employee Benefit Plan;
- The separation from service by a participant or beneficiary in an Employee Benefit Plan;
- Excess contributions distributed from an Employee Benefit Plan;

- Distributions from a qualified Employee Benefit Plan invested in the Goldman Sachs Funds which are being rolled over to an IRA in the same share class of a Goldman Sachs Fund;
- The death or disability (as defined in Section 72(m)(7) of the Internal Revenue Code of 1986, as amended (the “Code”)) of a shareholder, participant or beneficiary in an Employee Benefit Plan;
- Satisfying the minimum distribution requirements of the Code;
- Establishing “substantially equal periodic payments” as described under Section 72(t)(2) of the Code;
- Redemption proceeds which are to be reinvested in accounts or non-registered products over which GSAM or its advisory affiliates have investment discretion;
- A systematic withdrawal plan. The Fund reserves the right to limit such redemptions, on an annual basis, to 12% of the value of your Class C Shares and 10% of the value of your Class A Shares;
- Redemptions or exchanges of Fund shares held through an Employee Benefit Plan using the Fund as part of a qualified default investment alternative or “QDIA”; or
- Other redemptions, at the discretion of the Trust’s officers, relating to shares purchased through Employee Benefit Plans.

You may be eligible for different or additional exemptions based on your Intermediary; see *Appendix C—Additional Information About Sales Charge Variations, Waivers and Discounts*.

HOW TO SELL SHARES

How Can I Sell Shares Of The Fund?

Generally, Shares may be sold (redeemed) only through Intermediaries. Customers of an Intermediary will normally give their redemption instructions to the Intermediary, and the Intermediary will, in turn, place the order with the Transfer Agent. On any business day the Fund is open, the Fund will generally redeem its Shares upon request at their next-determined NAV per share (subject to any applicable CDSC) after the Transfer Agent (or, if applicable, the Authorized Institution) has received and accepted a redemption order in proper form, as described under “How To Buy Shares—How Can I Purchase Shares Of The Fund?” above. Redemptions may be requested by electronic trading platform (through your Intermediary), in writing or by telephone (unless the Intermediary opts out of the telephone redemption privilege on the account application). You should contact your Intermediary to discuss redemptions and redemption proceeds. The Fund may transfer redemption proceeds to an account with your Intermediary. In the alternative, your Intermediary may request that redemption proceeds be sent to you by check or wire (if the wire instructions are designated in the current records of the Transfer Agent).

When Do I Need A Medallion Signature Guarantee To Redeem Shares?

Generally, a redemption request must be in writing and signed by an authorized person with a Medallion signature guarantee if:

- A request is made in writing to redeem Class A, Class C, Investor or Class R Shares in an amount over \$50,000 via check;
- You would like the redemption proceeds sent to an address that is not your address of record; or
- You would like the redemption proceeds sent to a domestic bank account that is not designated in the current records of the Transfer Agent.

A Medallion signature guarantee must be obtained from a bank, brokerage firm or other financial intermediary that is a member of an approved Medallion Guarantee Program or that is otherwise approved by the Trust. A notary public cannot provide a Medallion signature guarantee. The written request may be confirmed by telephone with both the requesting party and the designated Intermediary to verify instructions. Additional documentation may be required.

What Do I Need To Know About Telephone Redemption Requests?

The Trust, the Distributor and the Transfer Agent will not be liable for any loss or tax liability you may incur in the event that the Trust accepts unauthorized telephone redemption requests that the Trust reasonably believes to be genuine. The Trust may accept telephone redemption instructions from any person identifying himself or herself as the owner of an account or the owner’s registered representative where the owner has not declined in writing to use this service. Thus, you risk possible losses if a telephone redemption is not authorized by you.

In an effort to prevent unauthorized or fraudulent redemption and exchange requests by telephone, Goldman Sachs and SS&C Global Investor & Distribution Solutions, Inc. (“SS&C”) each employ reasonable procedures specified by the Trust to confirm that such instructions are genuine. The following general policies are currently in effect:

- Telephone requests are recorded.
- Proceeds of telephone redemption requests will be sent to your address of record or authorized account designated in the current records of the Transfer Agent (unless you provide written instructions and a Medallion signature guarantee indicating another address or account).

- For the 30-day period following a change of address, telephone redemptions will only be filled by a wire transfer to the authorized account designated in the current records of the Transfer Agent (see immediately preceding bullet point). In order to receive the redemption by check during this time period, the redemption request must be in the form of a written, Medallion signature guaranteed letter.
- The telephone redemption option does not apply to Shares held in an account maintained and serviced by your Intermediary. If your Shares are held in an account with an Intermediary, you should contact your registered representative of record, who may make telephone redemptions on your behalf.
- The telephone redemption option may be modified or terminated at any time without prior notice.
- The Fund may allow redemptions via check up to \$50,000 in Class A, Class C, Investor and Class R Shares requested via telephone.

Note: It may be difficult to make telephone redemptions in times of unusual economic or market conditions.

How Are Redemption Proceeds Paid?

By Wire: You may arrange for your redemption proceeds to be paid as federal funds to an account with your Intermediary or to a domestic bank account designated in the current records of the Transfer Agent. In addition, redemption proceeds may be transmitted through an electronic trading platform to an account with your Intermediary. The following general policies govern wiring redemption proceeds:

- Redemption proceeds will normally be paid in federal funds within one business day (or such other times in accordance with the requirements of your Intermediary) following receipt of a properly executed wire transfer redemption request. In certain circumstances, however (such as unusual market conditions or in cases of very large redemptions or excessive trading), it may take up to seven days to pay redemption proceeds.
- Redemption requests may only be postponed or suspended for longer than seven days as permitted under Section 22(e) of the Investment Company Act of 1940 (the “Investment Company Act”) if (i) the New York Stock Exchange is closed for trading or trading is restricted; (ii) an emergency exists which makes the disposal of securities owned by the Fund or the fair determination of the value of the Fund’s net assets not reasonably practicable; or (iii) the SEC, by order or regulation, permits the suspension of the right of redemption.
- If you are selling shares you recently paid for by check or purchased by Automated Clearing House (“ACH”), the Fund will pay you when your check or ACH has cleared, which may take up to 15 days.
- If the Federal Reserve Bank is closed on the day that the redemption proceeds would ordinarily be wired, wiring the redemption proceeds may be delayed until the Federal Reserve Bank reopens.
- To change the bank wiring instructions designated in the current records of the Transfer Agent, you must send written instructions signed by an authorized person designated in the current records of the Transfer Agent. A Medallion signature guarantee may be required if you are requesting a redemption in conjunction with the change.
- None of the Trust, the Investment Adviser or Goldman Sachs assumes any responsibility for the performance of your bank or Intermediary in the transfer process. If a problem with such performance arises, you should deal directly with your bank or Intermediary.

By Check: You may elect to receive your redemption proceeds by check. Redemption proceeds paid by check will normally be mailed to the address of record within one business day (or such other times in accordance with the requirements of your Intermediary) following receipt of a properly executed redemption request except in certain circumstances (such as those set forth above with respect to wire transfer redemption requests). If you are selling shares you recently paid for by check or ACH, the Fund will pay you when your check or ACH has cleared, which may take up to 15 days.

What Else Do I Need To Know About Redemptions?

The following generally applies to redemption requests:

- Shares of the Fund earn dividends on the day shares are redeemed.
- Additional documentation may be required when deemed appropriate by the Transfer Agent. A redemption request will not be in proper form until such additional documentation has been received.
- Intermediaries are responsible for the timely transmittal of redemption requests by their customers to the Transfer Agent. In order to facilitate the timely transmittal of redemption requests, Intermediaries may set times by which they must receive redemption requests. Intermediaries may also require additional documentation from you.

The Trust reserves the right to:

- Redeem your shares in the event your Intermediary’s relationship with Goldman Sachs is terminated, and you do not transfer your account to another Intermediary or in the event that the Fund is no longer an option in your Employee Benefit Plan or no longer available through your Eligible Fee-Based Program.

- Redeem your shares if your account balance is below the required Fund minimum. The Fund will not redeem your shares on this basis if the value of your account falls below the minimum account balance solely as a result of market conditions. The Fund will give you 60 days prior written notice to allow you to purchase sufficient additional shares of the Fund in order to avoid such redemption. Different rules may apply to investors who have established brokerage accounts with Goldman Sachs in accordance with the terms and conditions of their account agreements.
- Redeem your shares in the case of actual or suspected threatening conduct or actual or suspected fraudulent, suspicious or illegal activity by you or any other individual associated with your account.
- Subject to applicable law, redeem your shares in other circumstances determined by the Board of Trustees to be in the best interest of the Trust.
- Pay redemptions by a distribution in-kind of securities (instead of cash). If you receive redemption proceeds in-kind, you should expect to incur transaction costs upon the disposition of those securities. In addition, if you receive redemption proceeds in-kind, you will be subject to market gains or losses upon the disposition of those securities.
- Reinvest any amounts (e.g., dividends, distributions or redemption proceeds) which you have elected to receive by check should your check remain uncashed for more than 180 days. No interest will accrue on amounts represented by uncashed checks. Your check will be reinvested in your account at the NAV on the day of the reinvestment. When reinvested, those amounts are subject to the risk of loss like any Fund investment. If you elect to receive distributions in cash and a check remains uncashed for more than 180 days, your cash election may be changed automatically to reinvest and your future dividend and capital gains distributions will be reinvested in the Fund at the NAV as of the date of payment of the distribution. This provision may not apply to certain retirement or qualified accounts, accounts with a non-U.S. address or closed accounts. Your participation in a systematic withdrawal program may be terminated if a check remains uncashed.
- Charge an additional fee in the event a redemption is made via wire transfer.

The Fund typically expects to meet redemption requests by using holdings of cash or cash equivalents and/or proceeds from the sale of portfolio holdings. In addition, under stressed market conditions, as well as for other temporary or emergency purposes, the Fund may distribute redemption proceeds in-kind (instead of cash), access a line of credit or overdraft facility, or borrow through other sources to meet redemption requests.

None of the Trust, the Investment Adviser or Goldman Sachs will be responsible for any loss in an investor's account or tax liability resulting from an involuntary redemption.

Can I Reinvest Redemption Proceeds In The Same Or Another Goldman Sachs Fund?

You may redeem shares of the Fund and reinvest a portion or all of the redemption proceeds in the same share class of another Goldman Sachs Fund at NAV. To be eligible for this privilege, you must have held the shares you want to redeem for at least 30 days (60 days with respect to the High Yield Fund and certain other Goldman Sachs Funds offered in other prospectuses) and you must reinvest the share proceeds within 90 days after you redeem. You should obtain and read the applicable prospectus before investing in any other Goldman Sachs Fund.

You may reinvest redemption proceeds as follows:

- If you pay a CDSC upon redemption of Class A or Class C Shares and then reinvest in Class A or Class C Shares of another Goldman Sachs Fund as described above, your account will be credited with the amount of the CDSC you paid. The reinvested shares will, however, continue to be subject to a CDSC. The holding period of the shares acquired through reinvestment will include the holding period of the redeemed shares for purposes of computing the CDSC payable upon a subsequent redemption.
- The reinvestment privilege may be exercised at any time in connection with transactions in which the proceeds are reinvested at NAV in a tax-sheltered Employee Benefit Plan. In other cases, the reinvestment privilege may be exercised once per year upon receipt of a written request.
- You may be subject to tax as a result of a redemption. You should consult your tax adviser concerning the tax consequences of a redemption and reinvestment.

Can I Exchange My Investment From One Goldman Sachs Fund To Another Goldman Sachs Fund?

You may exchange shares of a Goldman Sachs Fund at NAV without the imposition of an initial sales charge or CDSC, if applicable, at the time of exchange for certain shares of another Goldman Sachs Fund. The exchange privilege may be materially modified or withdrawn at any time upon 60 days' written notice. You should contact your Intermediary to arrange for exchanges of shares of the Fund for shares of another Goldman Sachs Fund.

You should keep in mind the following factors when making or considering an exchange:

- You should obtain and carefully read the prospectus of the Goldman Sachs Fund you are acquiring before making an exchange. You should be aware that not all Goldman Sachs Funds may offer all share classes.
- Currently, the Fund does not impose any charge for exchanges although the Fund may impose a charge in the future.

- The exchanged shares of the new Goldman Sachs Fund may later be exchanged for shares of the same class of the original Fund held at the next determined NAV without the imposition of an initial sales charge or CDSC. However, if additional shares of the new Goldman Sachs Fund were purchased after the initial exchange, and that Fund's shares do not impose a sales charge or CDSC, then the applicable sales charge or CDSC of the original Fund's shares will be imposed upon the exchange of those shares.
- When you exchange shares subject to a CDSC, no CDSC will be charged at that time. However, for purposes of determining the amount of CDSC applicable to those shares acquired in the exchange, the length of time you have owned the shares will be measured from the date you acquired the original shares subject to a CDSC, and the amount and terms of the CDSC will be those applicable to the original shares acquired and will not be affected by a subsequent exchange.
- Eligible investors may exchange certain classes of shares for another class of shares of the same Fund. For further information, contact your Intermediary.
- All exchanges which represent an initial investment in a Goldman Sachs Fund must satisfy the minimum initial investment requirement of that Fund. This requirement may be waived at the discretion of the Trust. Exchanges into a Goldman Sachs Fund need not meet the traditional minimum investment requirement for that Fund if the entire balance of the original Fund account is exchanged.
- Exchanges are available only in states where exchanges may be legally made.
- It may be difficult to make telephone exchanges in times of unusual economic or market conditions.
- Goldman Sachs and SS&C may use reasonable procedures described above in "How To Sell Shares—What Do I Need To Know About Telephone Redemption Requests?" in an effort to prevent unauthorized or fraudulent telephone exchange requests.
- Normally, a telephone exchange will be made only to an identically registered account.
- Exchanges into Goldman Sachs Funds or certain share classes of Goldman Sachs Funds that are closed to new investors may be restricted.
- Exchanges into the Fund from another Goldman Sachs Fund received by the close of regular trading on the New York Stock Exchange will normally begin to accrue dividends on the next business day.

For federal income tax purposes, an exchange from one Goldman Sachs Fund to another is treated as a redemption of the shares surrendered in the exchange, on which you may be subject to tax, followed by a purchase of shares received in the exchange. Exchanges within Employee Benefit Plan accounts will not result in capital gains or loss for federal or state income tax purposes. You should consult your tax adviser concerning the tax consequences of an exchange.

SHAREHOLDER SERVICES

Can I Arrange To Have Automatic Investments Made On A Regular Basis?

You may be able to make automatic investments in Class A and Class C Shares through your bank via ACH transfer or via bank draft or through your Intermediary each month. The minimum dollar amount for this service is \$250 for the initial investment and \$50 per month for additional investments. Forms for this option are available online at www.gsamfunds.com and from your Intermediary, or you may check the appropriate box on the account application.

Can My Distributions From The Fund Be Invested In Other Goldman Sachs Funds?

You may elect to cross-reinvest distributions paid by a Goldman Sachs Fund in shares of the same class of other Goldman Sachs Funds.

- Shares will be purchased at NAV.
- You may elect cross-reinvestment into an identically registered account or a similarly registered account provided that at least one name on the account is registered identically.
- You cannot make cross-reinvestments into a Goldman Sachs Fund unless that Fund's minimum initial investment requirement is met.
- You should obtain and read the prospectus of the Goldman Sachs Fund into which distributions are invested.

Can I Arrange To Have Automatic Exchanges Made On A Regular Basis?

You may elect to exchange automatically a specified dollar amount of Class A or Class C Shares of the Fund for shares of the same class of other Goldman Sachs Funds.

- Shares will be purchased at NAV if a sales charge had been imposed on the initial purchase.
- You may elect to exchange into an identically registered account or a similarly registered account provided that at least one name on the account is registered identically.
- Shares subject to a CDSC acquired under this program may be subject to a CDSC at the time of redemption from the Goldman Sachs Fund into which the exchange is made depending upon the date and value of your original purchase.
- Automatic exchanges are made monthly on the 15th day of each month or the first business day thereafter.

- Minimum dollar amount: \$50 per month.
- You cannot make automatic exchanges into a Goldman Sachs Fund unless that Fund's minimum initial investment requirement is met.
- You should obtain and read the prospectus of the Goldman Sachs Fund into which automatic exchanges are made.
- An exchange is considered a redemption and a purchase and therefore may be a taxable transaction.

Can I Have Systematic Withdrawals Made On A Regular Basis?

You may redeem from your Class A or Class C Share account systematically via check or ACH transfer or through your Intermediary in any amount of \$50 or more.

- It is normally undesirable to maintain a systematic withdrawal plan at the same time that you are purchasing additional Class A or Class C Shares because of the sales charges that are imposed on certain purchases of Class A Shares and because of the CDSCs that are imposed on certain redemptions of Class A and Class C Shares.
- Checks are normally mailed within two business days after your selected systematic withdrawal date of either the 15th or 25th of the month. ACH payments may take up to three business days to post to your account after your selected systematic withdrawal date between, and including, the 3rd and 26th of the month.
- Each systematic withdrawal is a redemption and therefore may be a taxable transaction.
- The CDSC applicable to Class A or Class C Shares redeemed under the systematic withdrawal plan may be waived. The Fund reserves the right to limit such redemptions, on an annual basis, to 12% each of the value of your Class C Shares and 10% of the value of your Class A Shares.

What Types Of Reports Will I Be Sent Regarding My Investment?

Intermediaries are responsible for providing any communication from the Fund to shareholders, including but not limited to, prospectuses, prospectus supplements, proxy materials and notices regarding the source of dividend payments under Section 19 of the Investment Company Act. They may charge additional fees not described in the Prospectus to their customers for such services.

You will be provided with a printed confirmation of each transaction in your account and a quarterly account statement if you invest in Class A, Class C, Investor or Class R Shares and a monthly account statement if you invest in Institutional, Service or Class R6 Shares. If your account is held through your Intermediary, you will receive this information from your Intermediary.

You will also receive an annual shareholder report containing audited financial statements and a semi-annual shareholder report. If you have consented to the delivery of a single copy of shareholder reports, prospectuses and other information to all shareholders who share the same mailing address with your account, you may revoke your consent at any time by contacting your Intermediary or Goldman Sachs Funds at the appropriate phone number or address found on the back cover of the Prospectus. The Fund will begin sending individual copies to you within 30 days after receipt of your revocation. If your account is held through an Intermediary, please contact the Intermediary to revoke your consent.

DISTRIBUTION AND SERVICE FEES

What Are The Different Distribution And/Or Service Fees Paid By The Fund's Shares?

The Trust has adopted distribution and service plans (each a "Plan") under which Class A, Class C and Class R Shares bear distribution and/or service fees paid to Goldman Sachs, some of which Goldman Sachs may pay to Intermediaries. Intermediaries seek distribution and/or servicing fee revenues to, among other things, offset the cost of servicing small and medium sized plan investors and providing information about the Fund. If the fees received by Goldman Sachs pursuant to the Plans exceed its expenses, Goldman Sachs may realize a profit from these arrangements. Goldman Sachs generally receives and pays the distribution and service fees on a quarterly basis.

Under the Plans, Goldman Sachs is entitled to a monthly fee from the Fund for distribution services equal, on an annual basis, to 0.25%, 0.75% and 0.50% of each applicable Fund's average daily net assets attributed to Class A, Class C, and Class R Shares, respectively. Because these fees are paid out of the Fund's assets on an ongoing basis, over time, these fees will increase the cost of your investment and may cost you more than paying other types of such charges.

The distribution fees are subject to the requirements of Rule 12b-1 under the Investment Company Act, and may be used (among other things) for:

- Compensation paid to and expenses incurred by Intermediaries, Goldman Sachs and their respective officers, employees and sales representatives;
- Commissions paid to Intermediaries;
- Allocable overhead;
- Telephone and travel expenses;

- Interest and other costs associated with the financing of such compensation and expenses;
- Printing of prospectuses for prospective shareholders;
- Preparation and distribution of sales literature or advertising of any type; and
- All other expenses incurred in connection with activities primarily intended to result in the sale of Class A, Class C and Class R Shares.

In connection with the sale of Class C Shares, Goldman Sachs normally begins paying the 0.75% distribution fee as an ongoing commission to Intermediaries after the shares have been held for one year. Goldman Sachs normally begins accruing the annual 0.25% and 0.50% distribution fees for the Class A and Class R Shares, respectively, as ongoing commissions to Intermediaries, immediately. Goldman Sachs generally pays the distribution fee on a quarterly basis.

CLASS C PERSONAL AND ACCOUNT MAINTENANCE SERVICES AND FEES

Under the Class C Plan, Goldman Sachs is also entitled to receive a separate fee equal on an annual basis to 0.25% of each applicable Fund's average daily net assets attributed to Class C Shares. This fee is for personal and account maintenance services, and may be used to make payments to Goldman Sachs, Intermediaries and their officers, sales representatives and employees for responding to inquiries of, and furnishing assistance to, shareholders regarding ownership of their shares or their accounts or similar services not otherwise provided on behalf of the Fund. If the fees received by Goldman Sachs pursuant to the Plan exceed its expenses, Goldman Sachs may realize a profit from this arrangement.

In connection with the sale of Class C Shares, Goldman Sachs normally begins paying the 0.25% ongoing service fee to Intermediaries after the shares have been held for one year.

SERVICE SHARES SERVICE PLAN AND SHAREHOLDER ADMINISTRATION PLAN

The Trust, on behalf of the High Yield Fund, has adopted a Service Plan and Shareholder Administration Plan for Service Shares, pursuant to which Goldman Sachs and certain Intermediaries are entitled to receive payments for their services from the Trust. These payments are equal to 0.25% (annualized) for personal and account maintenance services, plus an additional 0.25% (annualized) for shareholder administration services of the average daily net assets of Service Shares of the Fund that are attributable to or held in the name of Goldman Sachs or an Intermediary for its customers. Fees for personal and account maintenance services are paid pursuant to the Service Shares' Service Plan and are subject to the requirements of Rule 12b-1 under the Investment Company Act. Because these fees are paid out of the Fund's assets on an ongoing basis, over time, these fees will increase the cost of your investment and may cost you more than paying other types of such charges.

RESTRICTIONS ON EXCESSIVE TRADING PRACTICES

Policies and Procedures on Excessive Trading Practices. In accordance with the policy adopted by the Board of Trustees, the Trust discourages frequent purchases and redemptions of Fund shares and does not permit market timing or other excessive trading practices. Purchases and exchanges should be made with a view to longer-term investment purposes only that are consistent with the investment policies and practices of the respective Fund. Excessive, short-term (market timing) trading practices may disrupt portfolio management strategies, increase brokerage and administrative costs, harm Fund performance and result in dilution in the value of Fund shares held by longer-term shareholders. The Trust and Goldman Sachs reserve the right to reject or restrict purchase or exchange requests from any investor. The Trust and Goldman Sachs will not be liable for any loss resulting from rejected purchase or exchange orders. To minimize harm to the Trust and its shareholders (or Goldman Sachs), the Trust (or Goldman Sachs) will exercise this right if, in the Trust's (or Goldman Sachs') judgment, an investor has a history of excessive trading or if an investor's trading, in the judgment of the Trust (or Goldman Sachs), has been or may be disruptive to the Fund. In making this judgment, trades executed in multiple accounts under common ownership or control may be considered together to the extent they can be identified. No waivers of the provisions of the policy established to detect and deter market timing and other excessive trading activity are permitted that would harm the Trust or its shareholders or would subordinate the interests of the Trust or its shareholders to those of Goldman Sachs or any affiliated person or associated person of Goldman Sachs.

As a deterrent to excessive trading, many foreign equity securities held by the Goldman Sachs Funds are priced by an independent pricing service using fair valuation. For more information on fair valuation, please see "How To Buy Shares—How Are Shares Priced?"

Pursuant to the policy adopted by the Board of Trustees of the Trust, Goldman Sachs has developed criteria that it uses to identify trading activity that may be excessive. Excessive trading activity in the Fund is measured by the number of "round trip" transactions in a shareholder's account. A "round trip" includes a purchase or exchange into the Fund followed or preceded by a redemption or

exchange out of the same Fund. If the Fund detects that a shareholder has completed two or more round trip transactions in a single Fund within a rolling 90-day period, the Fund may reject or restrict subsequent purchase or exchange orders by that shareholder permanently. In addition, the Fund may, in its sole discretion, permanently reject or restrict purchase or exchange orders by a shareholder if the Fund detects other trading activity that is deemed to be disruptive to the management of the Fund or otherwise harmful to the Fund. For purposes of these transaction surveillance procedures, the Fund may consider trading activity in multiple accounts under common ownership, control, or influence. A shareholder that has been restricted from participation in the Fund pursuant to this policy will be allowed to apply for re-entry after one year. A shareholder applying for re-entry must provide assurances acceptable to the Fund that the shareholder will not engage in excessive trading activities in the future.

Goldman Sachs may modify its surveillance procedures and criteria from time to time without prior notice regarding the detection of excessive trading or to address specific circumstances. Goldman Sachs will apply the criteria in a manner that, in Goldman Sachs' judgment, will be uniform.

Fund shares may be held through omnibus arrangements maintained by Intermediaries, such as broker-dealers, investment advisers and insurance companies. In addition, Fund shares may be held in omnibus Employee Benefit Plans, Eligible Fee-Based Programs and other group accounts. Omnibus accounts include multiple investors and such accounts typically provide the Fund with a net purchase or redemption request on any given day where the purchases and redemptions of Fund shares by the investors are netted against one another. The identity of individual investors whose purchase and redemption orders are aggregated are ordinarily not tracked by the Fund on a regular basis. A number of these Intermediaries may not have the capability or may not be willing to apply the Fund's market timing policies. While Goldman Sachs may monitor share turnover at the omnibus account level, the Fund's ability to monitor and detect market timing by shareholders in these omnibus accounts may be limited in certain circumstances, and certain of these Intermediaries may charge the Fund a fee for providing certain shareholder financial information requested as part of the Fund's surveillance process. The netting effect makes it more difficult to identify, locate and eliminate market timing activities. In addition, those investors who engage in market timing and other excessive trading activities may employ a variety of techniques to avoid detection. There can be no assurance that the Fund and Goldman Sachs will be able to identify all those who trade excessively or employ a market timing strategy, and curtail their trading in every instance. If necessary, the Trust may prohibit additional purchases of Fund shares by an Intermediary or by certain customers of the Intermediary. Intermediaries may also monitor their customers' trading activities in the Fund. The criteria used by Intermediaries to monitor for excessive trading may differ from the criteria used by the Fund. If an Intermediary fails to cooperate in the implementation or enforcement of the Trust's excessive trading policies, the Trust may take certain actions including terminating the relationship.

Taxation

As with any investment, you should consider how your investment in the Fund will be taxed. The tax information below is provided as general information. More tax information is available in the SAI. You should consult your tax adviser about the federal, state, local or foreign tax consequences of your investment in the Fund. Except as otherwise noted, the tax information provided assumes that you are a U.S. citizen or resident.

Unless your investment is through an IRA or other tax-advantaged account, you should carefully consider the possible tax consequences of Fund distributions and the sale of your Fund shares.

DISTRIBUTIONS

The Fund contemplates declaring as dividends each year all or substantially all of its taxable income. Distributions you receive from the Funds are generally subject to federal income tax, and may also be subject to state or local taxes. This is true whether you reinvest your distributions in additional Fund shares or receive them in cash. For federal tax purposes, Fund distributions attributable to short-term capital gains and net investment income are taxable to you as ordinary income, while distributions of long-term capital gains are taxable to you as long-term capital gains, no matter how long you have owned your Fund shares.

Under current provisions of the Code, the maximum individual rate applicable to long-term capital gains is generally either 15% or 20%, depending on whether the individual's income exceeds certain threshold amounts. The preferential rate described above also applies to certain qualifying dividend income, but Fund distributions will generally not qualify for that favorable treatment and also will generally not qualify for the corporate dividends received deduction because the Funds will be earning interest income rather than dividend income.

An additional 3.8% Medicare tax is imposed on certain net investment income (including ordinary dividends and capital gain distributions received from the Fund and net gains from redemptions or other taxable dispositions of Fund shares) of U.S. individuals, estates and trusts to the extent that such person's "modified adjusted gross income" (in the case of an individual) or "adjusted gross income" (in the case of an estate or trust) exceeds certain threshold amounts.

The Fund's transactions in derivatives (such as futures contracts and swaps) will be subject to special tax rules, the effect of which may be to accelerate income to the Fund, defer losses to the Fund, cause adjustments in the holding periods of the Fund's securities and convert short-term capital losses into long-term capital losses. These rules could therefore affect the amount, timing and character of distributions to you. The Fund's use of derivatives may result in the Fund realizing more short-term capital gains and ordinary income subject to tax at ordinary income tax rates than it would if it did not use derivatives.

Although distributions are generally treated as taxable to you in the year they are paid, distributions declared in October, November or December but paid in January are taxable as if they were paid in December. The character and tax status of all distributions will be available to shareholders after the close of each calendar year.

The Fund may be subject to foreign withholding or other foreign taxes on income or gain from certain foreign securities. In general, the Fund may deduct these taxes in computing its taxable income. Shareholders of the Emerging Markets Debt and Emerging Markets Credit Funds may, subject to certain limitations, be entitled to claim a credit or a deduction with respect to foreign taxes if the Fund is eligible to and elects to pass through these taxes to you. If the Fund make such an election the shareholders would also be required to include in their income their proportionate share of the foreign taxes covered by the election.

If you buy shares of each Fund before it makes a distribution, the distribution will be taxable to you even though it may actually be a return of a portion of your investment. This is known as "buying into a dividend."

SALES AND EXCHANGES

Your sale of Fund shares is a taxable transaction for federal income tax purposes, and may also be subject to state and local taxes. For tax purposes, the exchange of your Fund shares for shares of a different Goldman Sachs Fund is the same as a sale. When you sell your shares, you will generally recognize a capital gain or loss in an amount equal to the difference between your adjusted tax basis in the shares and the amount received. Generally, this capital gain or loss is long-term or short-term depending on whether your holding period exceeds twelve months, except that any loss realized on shares held for six months or less will be treated as a long-term capital loss to the extent of any capital gain dividends that were received on the shares. Additionally, any loss realized on a sale, exchange or redemption of shares of the Fund may be disallowed under "wash sale" rules to the extent the shares disposed of are replaced with other shares of that same Fund within a period of 61 days beginning 30 days before and ending 30 days after the date of disposition such as pursuant to a dividend reinvestment in shares of that Fund. If disallowed, the loss will be reflected in an adjustment to the basis of the shares acquired.

OTHER INFORMATION

When you open your account, you should provide your Social Security Number or tax identification number on your account application. By law, the Fund must withhold 24% of your taxable distributions and any redemption proceeds if you do not provide your correct taxpayer identification number, or certify that it is correct, or if the Internal Revenue Service (“IRS”) instructs the Fund to do so.

The Fund is required to report to you and the IRS annually on Form 1099-B not only the gross proceeds of Fund shares you sell or redeem but also, for shares purchased on or after January 1, 2012, their cost basis. **Cost basis will be calculated using the Fund’s default method of average cost, unless you instruct the Fund to use a different methodology.** If you would like to use the average cost method of calculation, no action is required. To elect an alternative method, you should contact Goldman Sachs Funds at the address or phone number on the back cover of the Prospectus. If your account is held with an Intermediary, contact your representative with respect to reporting of cost basis and available elections for your account.

You should carefully review the cost basis information provided by the Fund and make any additional basis, holding period or other adjustments that are required when reporting these amounts on your federal income tax returns.

Non-U.S. investors are generally subject to U.S. withholding tax and may be subject to estate tax with respect to their Fund shares. Non-U.S. investors generally are not subject to U.S. federal income tax withholding on certain distributions of interest income and/or short-term capital gains that are reported by the Funds. It is expected that a Fund will generally report short-term gains, to the extent permitted, but the Funds do not intend to report any distributions attributable to interest income. Therefore, all distributions of interest income will be subject to withholding when paid to non-U.S. investors.

Funds are required to withhold U.S. tax (at a 30% rate) on payments of dividends made to certain non-U.S. entities that fail to comply (or be deemed compliant) with extensive reporting and withholding requirements designed to inform the U.S. Department of the Treasury of U.S.-owned foreign investment accounts. Shareholders may be requested to provide additional information to enable the Funds to determine whether withholding is required.

Appendix A

Additional Information on Portfolio Risks, Securities and Techniques

A. GENERAL PORTFOLIO RISKS

The Funds will be subject to the risks associated with fixed income securities. These risks include, among others, interest rate risk, credit/default risk and call/extension risk. In general, interest rate risk involves the risk that when interest rates decline, the market value of fixed income securities tends to increase (although many mortgage-related securities will have less potential than other debt securities for capital appreciation during periods of declining rates). Conversely, when interest rates increase, the market value of fixed income securities tends to decline. Credit/default risk involves the risk that an issuer or guarantor could default on its obligations, and the Fund will not recover its investment. Call risk and extension risk are normally present in adjustable rate mortgage loans (“ARMs”), mortgage-backed securities and asset-backed securities. For example, homeowners have the option to prepay their mortgages. Therefore, the duration of a security backed by home mortgages can either shorten (call risk) or lengthen (extension risk). In general, if interest rates on new mortgage loans fall sufficiently below the interest rates on existing outstanding mortgage loans, the rate of prepayment would be expected to increase. Conversely, if mortgage loan interest rates rise above the interest rates on existing outstanding mortgage loans, the rate of prepayment would be expected to decrease. In either case, a change in the prepayment rate can result in losses to investors. The same would be true of asset-backed securities, such as securities backed by car loans.

A rising interest rate environment could cause the value of the Funds’ fixed income securities to decrease, and fixed income markets to experience increased volatility in addition to heightened levels of liquidity risk. Additionally, decreases in the value of fixed income securities could lead to increased shareholder redemptions, which could impair the Fund’s ability to achieve its investment objective. The risks associated with increasing interest rates are heightened given that interest rates are near historic lows, but may be expected to increase in the future with unpredictable effects on the markets and the Fund’s investments.

The Investment Adviser is subject to registration and regulation as a “commodity pool operator” under the Commodity Exchange Act with respect to its service as investment adviser to the Emerging Markets Credit Fund.

To the extent the Fund invests in pooled investment vehicles (including investment companies and ETFs) and partnerships, the Fund will be affected by the investment policies, practices and performance of such entities in direct proportion to the amount of assets the Fund invests therein.

To the extent the Fund’s net assets decrease or increase in the future due to price volatility or share redemption or purchase activity, the Fund’s expense ratio may correspondingly increase or decrease from the expense ratio disclosed in the Prospectus.

The Investment Adviser will not consider the portfolio turnover rate a limiting factor in making investment decisions for the Fund. A high rate of portfolio turnover involves correspondingly greater expenses which must be borne by the Fund and its shareholders, and is also likely to result in higher short-term capital gains taxable to certain shareholders. The portfolio turnover rate is calculated by dividing the lesser of the dollar amount of sales or purchases of portfolio securities by the average monthly value of the Fund’s portfolio securities, excluding securities having a maturity at the date of purchase of one year or less. See “Financial Highlights” in Appendix B for a statement of the Funds’ historical portfolio turnover rates.

Each of the Funds described in the Prospectus has a target duration range. A Fund’s duration approximates its price sensitivity to changes in interest rates. For example, suppose that interest rates in one day fall by one percent which, in turn, causes yields on every bond in the market to fall by the same amount. In this example, the price of a bond with a duration of three years may be expected to rise approximately three percent and the price of a bond with a five year duration may be expected to rise approximately five percent. The converse is also true. Suppose interest rates in one day rise by one percent which, in turn, causes yields on every bond in the market to rise by the same amount. In this second example, the price of a bond with a duration of three years may be expected to fall approximately three percent and the price of a bond with a five year duration may be expected to fall approximately five percent. The longer the duration of a bond, the more sensitive the bond’s price is to changes in interest rates. In computing portfolio duration, the Fund will estimate the duration of obligations that are subject to prepayment or redemption by the issuer, taking into account the influence of interest rates on prepayments and coupon flows. This method of computing duration is known as “option-adjusted” duration. A Fund will not be limited as to its maximum weighted average portfolio maturity or the maximum stated maturity with respect to individual securities unless otherwise noted. The Investment Adviser may use derivative instruments to manage the durations of Funds’ investment portfolios. These derivative instruments may include futures contracts, options on futures contracts and swap transactions, as well as other types of derivatives, and can be used to shorten or lengthen the duration of the Fund.

Maturity measures the time until final payment is due; it takes no account of the pattern of a security’s cash flows over time. In calculating maturity, the Fund may determine the maturity of a variable or floating rate obligation according to its interest rate reset date, or the date principal can be recovered on demand, rather than the date of ultimate maturity. Similarly, to the extent that a fixed

income obligation has a call, refunding or redemption provision, the date on which the instrument is expected to be called, refunded or redeemed may be considered to be its maturity date. There is no guarantee that the expected call, refund or redemption will occur, and the Fund's average maturity may lengthen beyond the Investment Adviser's expectations should the expected call, refund or redemption not occur.

The Funds' investments in derivative instruments, including financial futures contracts, options and swaps, can be significant. These transactions can result in sizeable realized and unrealized capital gains and losses relative to the gains and losses from the Funds' investments in bonds and other securities. Short-term and long-term realized capital gains distributions paid by the Funds are taxable to their shareholders.

Interest rates, fixed income securities prices, the prices of futures and other derivatives, and currency exchange rates can be volatile, and a variance in the degree of volatility or in the direction of the market from the Investment Adviser's expectations may produce significant losses in the Fund's investments in derivatives. In addition, a perfect correlation between a derivatives position and a fixed income security position is generally impossible to achieve. As a result, the Investment Adviser's use of derivatives may not be effective in fulfilling the Investment Adviser's investment strategies and may contribute to losses that would not have been incurred otherwise.

Financial futures contracts used by each of the Funds may include interest rate futures contracts. Further information is included in the Prospectus regarding futures contracts, swaps and other derivative instruments used by the Funds, including information on the risks presented by these instruments and other purposes for which they may be used by the Funds.

Certain Funds also have credit rating requirements for the securities they buy, which are applied at the time of purchase. For the purpose of determining compliance with any credit rating requirement, each Fund (other than the High Yield Fund) assigns a security, at the time of purchase, the highest rating by an NRSRO if the security is rated by more than one NRSRO. The High Yield Fund assigns a security, at the time of purchase, the lower of two ratings if the security is rated by two NRSROs, or the middle of three ratings if the security is rated by three NRSROs. For this purpose, each Fund relies only on the ratings of the following NRSROs: Standard & Poor's, Moody's and Fitch, Inc. Unrated securities may be purchased by the Fund if they are determined by the Investment Adviser to be of a credit quality consistent with the Fund's credit rating requirements.

A security satisfies the Fund's credit rating requirement regardless of its relative ranking (for example, plus or minus) within a designated major rating category (for example, BBB or Baa). If a security satisfies the Fund's credit rating requirement at the time of purchase and is subsequently downgraded below a minimum rating requirement or upgraded above a maximum rating requirement, the Fund will not be required to dispose of such security. If a downgrade or upgrade occurs, the Investment Adviser will consider what action, including the sale of such security, is in the best interests of the Fund and its shareholders.

As discussed below, the Funds may invest in credit default swaps, which are derivative investments.

The Funds may, from time to time, enter into arrangements with certain brokers or other counterparties that require the segregation of collateral. For operational, cost or other reasons, when setting up arrangements relating to the execution/clearing of trades, the Fund may choose to select a segregation model which may not be the most protective option available in the case of a default by a broker or counterparty.

The following sections provide further information on certain types of securities and investment techniques that may be used by the Funds, including their associated risks. Additional information is provided in the SAI, which is available upon request. Among other things, the SAI describes certain fundamental investment restrictions that cannot be changed without shareholder approval. You should note, however, that all investment objectives and all investment policies not specifically designated as fundamental are non-fundamental, and may be changed without shareholder approval. If there is a change in the Fund's investment objective, you should consider whether that Fund remains an appropriate investment in light of your then current financial position and needs.

B. OTHER PORTFOLIO RISKS

Credit/Default Risks. Debt securities purchased by the Funds may include U.S. Government Securities (including zero coupon bonds) and securities issued by foreign governments, domestic and foreign corporations, banks and other issuers. Some of these fixed income securities are described in the next section below. Further information is provided in the SAI.

Debt securities rated BBB– or higher by Standard & Poor's, or Baa3 or higher by Moody's or having a comparable credit rating by another NRSRO are considered "investment grade." Securities rated BBB– or Baa3 are considered medium-grade obligations with speculative characteristics, and adverse economic conditions or changing circumstances may weaken their issuers' capacity to pay interest and repay principal.

Certain Funds may invest in fixed income securities rated BB+ or Ba1 or below (or comparable unrated securities) which are commonly referred to as "junk bonds." Junk bonds are considered speculative and may be questionable as to principal and interest payments.

In some cases, junk bonds may be highly speculative, have poor prospects for reaching investment grade standing and be in default. As a result, investment in such bonds will present greater speculative risks than those associated with investment in investment grade bonds. Also, to the extent that the rating assigned to a security in the Fund's portfolio is downgraded by a rating organization, the market price and liquidity of such security may be adversely affected.

Risks of Derivative Investments. The Funds may invest in derivative instruments including without limitation, options, futures, options on futures, swaps, interest rate caps, floors and collars, structured securities and forward contracts and other derivatives relating to foreign currency transactions. Derivatives may be used for both hedging and non-hedging purposes (that is, to seek to increase total return), although suitable derivative instruments may not always be available to the Investment Adviser for these purposes. Losses from derivative instruments can result from a lack of correlation between changes in the value of derivative instruments and the portfolio assets (if any) being hedged, the potential illiquidity of the markets for derivative instruments, the failure of the counterparty to perform its contractual obligations, or the risks related to leverage factors associated with such transactions. Derivatives are also subject to risks arising from margin requirements, which include the risk that the Fund will be required to pay additional margin or set aside additional collateral to maintain open derivative positions and the risk of loss by the Fund of margin deposits in the event of the bankruptcy or other similar insolvency with respect to a broker or counterparty with whom the Fund has an open derivative position. Losses may also arise if the Funds receive cash collateral under the transactions and some or all of that collateral is invested in the market. To the extent that cash collateral is so invested, such collateral will be subject to market depreciation or appreciation, and the Fund may be responsible for any loss that might result from its investment of the counterparty's cash collateral. If cash collateral is not invested, the Fund may be exposed to additional risk of loss in the event of the insolvency of its custodian holding such collateral. The use of these management techniques also involves the risk of loss if the Investment Adviser is incorrect in its expectation of the timing or level of fluctuation in securities prices, interest rates, currency prices or other variables. Derivative instruments may be harder to value, subject to greater volatility and more likely subject to changes in tax treatment than other investments. For these reasons, the Investment Adviser's attempts to hedge portfolio risks through the use of derivative instruments may not be successful, and the Investment Adviser may choose not to hedge portfolio risks. Using derivatives for non-hedging purposes presents greater risk of loss than derivatives used for hedging purposes.

Derivative mortgage-backed securities (such as principal-only ("Pos"), interest-only ("Ios") or inverse floating rate securities) are particularly exposed to call and extension risks. Small changes in mortgage prepayments can significantly impact the cash flow and the market value of these securities. In general, the risk of faster than anticipated prepayments adversely affects Ios, super floaters and premium priced mortgage-backed securities. The risk of slower than anticipated prepayments generally adversely affects Pos, floating-rate securities subject to interest rate caps, support tranches and discount priced mortgage-backed securities. In addition, particular derivative securities may be leveraged such that their exposure (i.e., price sensitivity) to interest rate and/or prepayment risk is magnified.

Some floating-rate derivative debt securities can present more complex types of derivative and interest rate risks. For example, range floaters are subject to the risk that the coupon will be reduced below market rates if a designated interest rate floats outside of a specified interest rate band or collar. Dual index or yield curve floaters are subject to lower prices in the event of an unfavorable change in the spread between two designated interest rates.

Risks of Foreign Investments. The Funds may make foreign investments. Foreign investments involve special risks that are not typically associated with U.S. dollar denominated or quoted securities of U.S. issuers. Foreign investments may be affected by changes in currency rates, changes in foreign or U.S. laws or restrictions applicable to such investments and changes in exchange control regulations (e.g., currency blockage). A decline in the exchange rate of the currency (i.e., weakening of the currency against the U.S. dollar) in which a portfolio security is quoted or denominated relative to the U.S. dollar would reduce the value of the portfolio security. In addition, if the currency in which the Fund receives dividends, interest or other payments declines in value against the U.S. dollar before such income is distributed as dividends to shareholders or converted to U.S. dollars, the Fund may have to sell portfolio securities to obtain sufficient cash to pay such dividends.

Certain foreign markets may rely heavily on particular industries or foreign capital and are more vulnerable to diplomatic developments, the imposition of economic sanctions against a particular country or countries, organizations, entities and/or individuals, changes in international trading patterns, trade barriers, and other protectionist or retaliatory measures. International trade barriers or economic sanctions against foreign countries, organizations, entities and/or individuals may adversely affect the Fund's foreign holdings or exposures. The type and severity of sanctions and other similar measures, including counter sanctions and other retaliatory actions, that may be imposed could vary broadly in scope, and their impact is impossible to predict. These types of measures may include, but are not limited to, banning a sanctioned country from global payment systems that facilitate cross-border payments, restricting the settlement of securities transactions by certain investors, and freezing the assets of particular countries, entities, or persons. The imposition of sanctions and other similar measures could, among other things, cause a decline in the value and/or liquidity of securities issued by the sanctioned country or companies located in or economically tied to the sanctioned country, downgrades in the credit ratings of the sanctioned country or companies located in or economically tied to the sanctioned country,

devaluation of the sanctioned country's currency, and increased market volatility and disruption in the sanctioned country and throughout the world. Sanctions and other similar measures could limit or prevent the Fund from buying and selling securities (in the sanctioned country and other markets), significantly delay or prevent the settlement of securities transactions, and significantly impact the Fund's liquidity and performance.

Brokerage commissions, custodial services and other costs relating to investment in international securities markets generally are more expensive than in the United States. In addition, clearance and settlement procedures may be different in foreign countries and, in certain markets, such procedures have been unable to keep pace with the volume of securities transactions, thus making it difficult to conduct such transactions.

Foreign issuers are not generally subject to uniform accounting, auditing and financial reporting standards comparable to those applicable to U.S. issuers. There may be less publicly available information about a foreign issuer than a U.S. issuer. In addition, there is generally less government regulation of foreign markets, companies and securities dealers than in the United States, and the legal remedies for investors may be more limited than the remedies available in the United States. Foreign securities markets may have substantially less volume than U.S. securities markets and securities of many foreign issuers are less liquid and more volatile than securities of comparable domestic issuers. Furthermore, with respect to certain foreign countries, there is a possibility of nationalization, expropriation or confiscatory taxation, imposition of withholding or other taxes on dividend or interest payments (or, in some cases, capital gains distributions), limitations on the removal of funds or other assets from such countries, and risks of political or social instability or diplomatic developments which could adversely affect investments in those countries.

Certain foreign investments may become less liquid in response to social, political or market developments or adverse investor perceptions, or become illiquid after purchase by the Fund, particularly during periods of market turmoil. Certain foreign investments may become illiquid when, for instance, there are few, if any, interested buyers and sellers or when dealers are unwilling to make a market for certain securities. When the Fund holds illiquid investments, its portfolio may be harder to value, especially in changing markets.

If the Fund focuses its investments in one or a few countries and currencies, the Fund may be subjected to greater risks than if the Fund's assets were not geographically focused.

Risks of Sovereign Debt. Investment in sovereign debt obligations by the Fund involves risks not present in debt obligations of corporate issuers. The issuer of the debt or the governmental authorities that control the repayment of the debt may be unable or unwilling to repay principal or interest when due in accordance with the terms of such debt, and the Fund may have limited recourse to compel payment in the event of a default. Periods of economic uncertainty may result in the volatility of market prices of sovereign debt, and in turn the Fund's NAV, to a greater extent than the volatility inherent in debt obligations of U.S. issuers.

A sovereign debtor's willingness or ability to repay principal and pay interest in a timely manner may be affected by, among other factors, its cash flow situation, the extent of its foreign currency reserves, the availability of sufficient foreign exchange on the date a payment is due, the relative size of the debt service burden to the economy as a whole, the sovereign debtor's policy toward international lenders, and the political constraints to which a sovereign debtor may be subject.

Risks of Emerging Countries. Each Fund may invest in securities of issuers located in, or otherwise economically tied to, emerging countries. The risks of foreign investment are heightened when the issuer is located in an emerging country. Emerging countries are generally located in Africa, Asia, the Middle East, Eastern and Central Europe, and Central and South America. A Fund's purchase and sale of portfolio securities in certain emerging countries may be constrained by limitations relating to daily changes in the prices of listed securities, periodic trading or settlement volume and/or limitations on aggregate holdings of foreign investors. Such limitations may be computed based on the aggregate trading volume by or holdings of the Fund, the Investment Adviser, its affiliates and their respective clients and other service providers. A Fund may not be able to sell securities in circumstances where price, trading or settlement volume limitations have been reached.

Foreign investment in the securities markets of certain emerging countries is restricted or controlled to varying degrees which may limit investment in such countries or increase the administrative costs of such investments. For example, certain Asian countries require governmental approval prior to investments by foreign persons or limit investment by foreign persons to only a specified percentage of an issuer's outstanding securities or a specific class of securities which may have less advantageous terms (including price) than securities of the issuer available for purchase by nationals. In addition, certain countries may restrict or prohibit investment opportunities in issuers or industries deemed important to national interests. Such restrictions may affect the market price, liquidity and rights of securities that may be purchased by the Fund. The repatriation of investment income, capital or the proceeds of securities sales from certain emerging countries is subject to restrictions such as the need for governmental consents, which may make it difficult for the Fund to invest in such emerging countries. A Fund could be adversely affected by delays in, or a refusal to grant, any required governmental approval for such repatriation. In situations where a country restricts direct investment in securities (which may occur in certain Asian and other countries), the Fund may invest in such countries through other investment funds in such countries.

Emerging market countries may have more or less government regulation and generally do not impose as extensive and frequent accounting, auditing, financial and other reporting requirements as the securities markets of more developed countries. The degree of cooperation between issuers in emerging and frontier market countries with foreign and U.S. financial regulators may vary significantly. Accordingly, regulators may not have sufficient access to audit and oversee issuers, and there could be less information available about issuers in certain emerging market countries. As a result, the Investment Adviser's ability to evaluate local companies or their potential impact on the Fund's performance could be inhibited.

Many emerging countries have experienced currency devaluations and substantial (and, in some cases, extremely high) rates of inflation. Other emerging countries have experienced economic recessions. These circumstances have had a negative effect on the economies and securities markets of those emerging countries. Economies in emerging countries generally are dependent heavily upon commodity prices and international trade and, accordingly, have been and may continue to be affected adversely by the economies of their trading partners, trade barriers, exchange controls, managed adjustments in relative currency values and other protectionist measures imposed or negotiated by the countries with which they trade.

Many emerging countries are subject to a substantial degree of economic, political and social instability. Governments of some emerging countries are authoritarian in nature or have been installed or removed as a result of military coups, while governments in other emerging countries have periodically used force to suppress civil dissent. Disparities of wealth, the pace and success of democratization, and ethnic, religious and racial disaffection, among other factors, have also led to social unrest, violence and/or labor unrest in some emerging countries. Unanticipated political or social developments may result in sudden and significant investment losses. Investing in emerging countries involves greater risk of loss due to expropriation, nationalization, confiscation of assets and property or the imposition of restrictions on foreign investments and on repatriation of capital invested. As an example, in the past some Eastern European governments have expropriated substantial amounts of private property, and many claims of the property owners have never been fully settled. There is no assurance that similar expropriations will not occur in other countries.

A Fund's investment in emerging countries may also be subject to withholding or other taxes, which may be significant and may reduce the return to the Fund from an investment in issuers in such countries.

Settlement procedures in emerging countries are frequently less developed and reliable than those in the United States and may involve the Fund's delivery of securities before receipt of payment for their sale. In addition, significant delays may occur in certain markets in registering the transfer of securities. Settlement or registration problems may make it more difficult for the Fund to value its portfolio securities and could cause the Fund to miss attractive investment opportunities, to have a portion of its assets uninvested or to incur losses due to the failure of a counterparty to pay for securities the Fund has delivered or the Fund's inability to complete its contractual obligations because of theft or other reasons.

The creditworthiness of the local securities firms used by the Fund in emerging countries may not be as sound as the creditworthiness of firms used in more developed countries. As a result, the Fund may be subject to a greater risk of loss if a securities firm defaults in the performance of its responsibilities.

The small size and inexperience of the securities markets in certain emerging countries and the limited volume of trading in securities in those countries may make the Fund's investments in such countries less liquid and more volatile than investments in countries with more developed securities markets (such as the United States, Japan and most Western European countries). A Fund's investments in emerging countries are subject to the risk that the liquidity of a particular investment, or investments generally, in such countries will shrink or disappear suddenly and without warning as a result of adverse economic, market or political conditions or adverse investor perceptions, whether or not accurate. Because of the lack of sufficient market liquidity, the Fund may incur losses because it will be required to effect sales at a disadvantageous time and then only at a substantial drop in price. Investments in emerging countries may be more difficult to value precisely because of the characteristics discussed above and lower trading volumes.

A Fund's use of foreign currency management techniques in emerging countries may be limited. Due to the limited market for these instruments in emerging countries, all or a significant portion of the Funds' currency exposure in emerging countries may not be covered by such instruments. Certain Funds are limited with respect to how much they may invest in emerging countries debt. For purposes of applying the Fund's respective limitation, "emerging market countries" include but are not limited to those considered to be developing by the World Bank. Generally, the Investment Adviser has broad discretion to identify other countries that it considers to qualify as emerging market countries. Sovereign debt consists of debt securities issued by governments or any of their agencies, political subdivisions or instrumentalities. Sovereign debt may also include nominal and real inflation-linked securities. In determining whether an issuer of corporate debt is in an emerging market country, the Investment Adviser will ordinarily do so by identifying the issuer's "country of risk." The issuer's "country of risk" is determined based on a number of criteria, including its country of domicile, the primary stock exchange on which it trades, the location from which the majority of its revenue comes, and its reporting currency. Although the Investment Adviser will generally rely on an issuer's "country of risk" as determined by Bloomberg, it is not required to do so, as long as the issuer is otherwise tied economically to an emerging market country. The Investment Adviser may (but is not required to) deem an issuer to be otherwise tied to an emerging market country if it derives at least 50% of its revenues and/or profits from goods produced, sales made or services provided in one or more emerging market countries, measured at the time of purchase.

A Fund may invest directly in the domestic bond markets in Mainland China through the Mutual Bond Market Access between Mainland China and Hong Kong (“Bond Connect”). Investing through Bond Connect is subject to a number of distinct operational and regulatory risks in addition to risks typically associated with investments in emerging market countries, which may affect the Fund’s performance. Bond Connect’s order, clearance, and settlement procedures and systems are relatively untested and subject to change, which could pose risks to the Fund. Furthermore, the custody arrangements for investments made through Bond Connect may affect the Fund’s ability to enforce its rights as the beneficial owner of these investments.

Risks of Investments in Central and South America. A significant portion of the Emerging Markets Debt and Emerging Markets Credit Funds’ portfolios may be invested in issuers located in Central and South American countries. The economies of Central and South American countries have experienced considerable difficulties in the past decade, including high inflation rates, high interest rates and currency devaluations. As a result, Central and South American securities markets have experienced great volatility. In addition, a number of Central and South American countries are among the largest emerging country debtors. There have been moratoria on, and reschedulings of, repayment with respect to these debts. Such events can restrict the flexibility of these debtor nations in the international markets and result in the imposition of onerous conditions on their economies. The political history of certain Central and South American countries has been characterized by political uncertainty, intervention by the military in civilian and economic spheres and political corruption. Such developments, if they were to recur, could reverse favorable trends toward market and economic reform, privatization and removal of trade barriers. Certain Central and South American countries have entered into regional trade agreements that would, among other things, reduce barriers between countries, increase competition among companies and reduce government subsidies in certain industries. No assurance can be given that these changes will result in the economic stability intended. There is a possibility that these trade arrangements will not be implemented, will be implemented but not completed or will be completed but then partially or completely unwound. Any of the foregoing risk factors could have an adverse impact on the Funds’ investments in Central and South America.

Foreign Custody Risk. A Fund that invests in foreign securities may hold such securities and cash with foreign banks, agents, and securities depositories appointed by the Fund’s custodian (each a “Foreign Custodian”). Some Foreign Custodians may be recently organized or new to the foreign custody business. In some countries, Foreign Custodians may be subject to little or no regulatory oversight over or independent evaluation of their operations. Further, the laws of certain countries may place limitations on the Fund’s ability to recover its assets if a Foreign Custodian enters bankruptcy. Investments in emerging markets may be subject to even greater custody risks than investments in more developed markets. Custody services in emerging market countries are very often undeveloped and may be considerably less well regulated than in more developed countries, and thus may not afford the same level of investor protection as would apply in developed countries.

Risks of Illiquid Investments. Each Fund may not acquire any “illiquid investment” if, immediately after the acquisition, the Fund would have invested more than 15% of its net assets in illiquid investments that are assets. An “illiquid investment” is an investment that the Fund reasonably expects cannot be sold or disposed of in current market conditions in seven calendar days or less without the sale or disposition significantly changing the market value of the investment. In determining whether an investment is an illiquid investment, the Investment Adviser will take into account actual or estimated daily transaction volume of an investment, group of related investments or asset class and other relevant market, trading, and investment-specific considerations. In addition, in determining the liquidity of an investment, the Investment Adviser must determine whether trading varying portions of a position in a particular portfolio investment or asset class, in sizes that the Fund would reasonably anticipate trading, is reasonably expected to significantly affect its liquidity, and if so, the Fund must take this determination into account when classifying the liquidity of that investment or asset class.

Investments purchased by the Fund that are liquid at the time of purchase may subsequently become illiquid. If one or more investments in the Fund’s portfolio become illiquid, the Fund may exceed the 15% limitation in illiquid investments. In the event that changes in the portfolio or other external events cause the Fund to exceed this limit, the Fund must take steps to bring its illiquid investments that are assets to or below 15% of its net assets within a reasonable period of time. This requirement would not force the Fund to liquidate any portfolio instrument where the Fund would suffer a loss on the sale of that instrument.

In cases where no clear indication of the value of the Fund’s portfolio instruments is available, the portfolio instruments will be valued at their fair value according to the valuation procedures approved by the Board of Trustees. These cases include, among others, situations where a security or other asset or liability does not have a price source, or the secondary markets on which an investment has previously been traded are no longer viable, due to its lack of liquidity. For more information on fair valuation, please see “Shareholder Guide—How To Buy Shares—How Are Shares Priced?”

Risks of Structured Investment Vehicles. Structured Investment Vehicles (“SIVs”) are legal entities that are sponsored by banks, broker-dealers or other financial firms specifically created for the purpose of issuing particular securities or instruments. SIVs are often leveraged and securities issued by SIVs may have differing credit preferences. Investments in SIVs present counterparty risks, although they may be subject to a guarantee or other financial support by the sponsoring entity. Investments in SIVs may be more volatile, less liquid and more difficult to price accurately than other types of investments.

Temporary Investment Risks. Each Fund may, for temporary defensive purposes (and to the extent that it is permitted to invest in the following), invest up to 100% of its total assets in:

- U.S. Government Securities
- Commercial paper rated at least A-2 by Standard & Poor's, P-2 by Moody's or having a comparable credit rating by another NRSRO (or, if unrated, determined by the Investment Adviser to be of comparable credit quality)
- Certificates of deposit
- Bankers' acceptances
- Repurchase agreements
- Non-convertible preferred stocks and non-convertible corporate bonds with a remaining maturity of less than one year
- ETFs
- Other investment companies
- Cash items

When the Fund's assets are invested in such instruments, the Fund may not be achieving its investment objective.

C. PORTFOLIO SECURITIES AND TECHNIQUES

This section provides further information on certain types of securities and investment techniques that may be used by the Funds, including their associated risks.

The Funds may purchase other types of securities or instruments similar to those described in this section if otherwise consistent with the Fund's investment objective and policies. Further information is provided in the SAI, which is available upon request.

U.S. Government Securities. Each Fund may invest in U.S. Government Securities. U.S. Government Securities include U.S. Treasury obligations and obligations issued or guaranteed by U.S. government agencies, instrumentalities or sponsored enterprises. U.S. Government Securities may be supported by (i) the full faith and credit of the U.S. Treasury; (ii) the right of the issuer to borrow from the U.S. Treasury; (iii) the discretionary authority of the U.S. government to purchase certain obligations of the issuer; or (iv) only the credit of the issuer. U.S. Government Securities also include Treasury receipts, zero coupon bonds and other stripped U.S. Government Securities, where the interest and principal components are traded independently. U.S. Government Securities may also include Treasury inflation-protected securities whose principal value is periodically adjusted according to the rate of inflation.

U.S. Treasury obligations include, among other things, the separately traded principal and interest components of securities guaranteed or issued by the U.S. Treasury if such components are traded independently under the Separate Trading of Registered Interest and Principal of Securities program ("STRIPS").

U.S. Government Securities are deemed to include (i) securities for which the payment of principal and interest is backed by an irrevocable letter of credit issued by the U.S. government, its agencies, authorities or instrumentalities; and (ii) participations in loans made to foreign governments or their agencies that are so guaranteed. Certain of these participations may be regarded as illiquid.

U.S. Government Securities have historically involved little risk of loss of principal if held to maturity. However, no assurance can be given that the U.S. government will be able or willing to repay the principal or interest when due or provide financial support to U.S. government agencies, authorities, instrumentalities or sponsored enterprises that issue U.S. Government Securities if it is not obligated to do so by law.

Custodial Receipts and Trust Certificates. Each Fund may invest in custodial receipts and trust certificates representing interests in securities held by a custodian or trustee. The securities so held may include U.S. Government Securities, Municipal Securities or other types of securities in which the Fund may invest. The custodial receipts or trust certificates may evidence ownership of future interest payments, principal payments or both on the underlying securities, or, in some cases, the payment obligation of a third party that has entered into an interest rate swap or other arrangement with the custodian or trustee. For certain securities laws purposes, custodial receipts and trust certificates may not be considered obligations of the U.S. government or other issuer of the securities held by the custodian or trustee. If for tax purposes the Fund is not considered to be the owner of the underlying securities held in the custodial or trust account, the Fund may suffer adverse tax consequences. As a holder of custodial receipts and trust certificates, the Fund will bear its proportionate share of the fees and expenses charged to the custodial account or trust. Each Fund may also invest in separately issued interests in custodial receipts and trust certificates.

Mortgage-Backed Securities. The High Yield and Investment Grade Credit Funds may invest in mortgage-backed securities. Mortgage-backed securities represent direct or indirect participations in, or are collateralized by and payable from, mortgage loans secured by real property. Mortgage-backed securities can be backed by either fixed rate mortgage loans or adjustable rate mortgage loans, and may be issued by either a governmental or non-governmental entity. The value of some mortgage-backed securities may be

particularly sensitive to changes in prevailing interest rates. The value of these securities may also fluctuate in response to the market's perception of the creditworthiness of the issuers. Early repayment of principal on mortgage- or asset-backed securities may expose the Fund to the risk of earning a lower rate of return upon reinvestment of principal.

The High Yield and Investment Grade Credit Funds may invest in privately-issued mortgage pass-through securities that represent interests in pools of mortgage loans that are issued by trusts formed by originators of and institutional investors in mortgage loans (or represent interests in custodial arrangements administered by such institutions). These originators and institutions include commercial banks, savings and loans associations, credit unions, savings banks, mortgage bankers, insurance companies, investment banks or special purpose subsidiaries of the foregoing. The pools underlying privately-issued mortgage pass-through securities consist of mortgage loans secured by mortgages or deeds of trust creating a first lien on commercial, residential, residential multi-family and mixed residential/commercial properties. These mortgage-backed securities typically do not have the same credit standing as U.S. government guaranteed mortgage-backed securities.

Privately-issued mortgage pass-through securities generally offer a higher yield than similar securities issued by a government entity because of the absence of any direct or indirect government or agency payment guarantees. However, timely payment of interest and principal on mortgage loans in these pools may be supported by various other forms of insurance or guarantees, including individual loan, pool and hazard insurance, subordination and letters of credit. Such insurance and guarantees may be issued by private insurers, banks and mortgage poolers. There is no assurance that private guarantors or insurers, if any, will meet their obligations. Mortgage-backed securities without insurance or guarantees may also be purchased by the Fund if they have the required rating from an NRSRO. Some mortgage-backed securities issued by private organizations may not be readily marketable, may be more difficult to value accurately and may be more volatile than similar securities issued by a government entity.

Mortgage-backed securities may include multiple class securities, including collateralized mortgage obligations ("CMOs") and Real Estate Mortgage Investment Conduit ("REMIC") pass-through or participation certificates. A REMIC is a CMO that qualifies for special tax treatment under the Code and invests in certain mortgages principally secured by interests in real property and other permitted investments. CMOs provide an investor with a specified interest in the cash flow from a pool of underlying mortgages or of other mortgage-backed securities. CMOs are issued in multiple classes each with a specified fixed or floating interest rate and a final scheduled distribution date. In many cases, payments of principal are applied to the CMO classes in the order of their respective stated maturities, so that no principal payments will be made on a CMO class until all other classes having an earlier stated maturity date are paid in full.

Sometimes, however, CMO classes are "parallel pay," i.e., payments of principal are made to two or more classes concurrently. In some cases, CMOs may have the characteristics of a stripped mortgage-backed security whose price can be highly volatile. CMOs may exhibit more or less price volatility and interest rate risk than other types of mortgage-backed securities, and under certain interest rate and payment scenarios, the Fund may fail to recoup fully its investment in certain of these securities regardless of their credit quality.

To the extent the Fund concentrates its investments in pools of mortgage-backed securities sponsored by the same sponsor or serviced by the same servicer, it may be subject to additional risks. Servicers of mortgage-related pools collect payments on the underlying mortgage assets for pass-through to the pool on a periodic basis. Upon insolvency of the servicer, the pool may be at risk with respect to collections received by the servicer but not yet delivered to the pool.

Mortgage-backed securities also include stripped mortgage-backed securities ("SMBS"), which are derivative multiple class mortgage-backed securities. SMBS are usually structured with two different classes: one that receives substantially all of the interest payments and the other that receives substantially all of the principal payments from a pool of mortgage loans. The market value of SMBS consisting entirely of principal payments generally is unusually volatile in response to changes in interest rates. The yields on SMBS that receive all or most of the interest from mortgage loans are generally higher than prevailing market yields on other mortgage-backed securities because their cash flow patterns are more volatile and there is a greater risk that the initial investment will not be fully recouped. Throughout 2008, the market for mortgage-backed securities began experiencing substantially, often dramatically, lower valuations and greatly reduced liquidity. Markets for other asset-backed securities have also been affected. These instruments are increasingly subject to liquidity constraints, price volatility, credit downgrades and unexpected increases in default rates and, therefore, may be more difficult to value and more difficult to dispose of than previously. These events may have an adverse effect on the Funds to the extent they invest in mortgage-backed or other fixed income securities or instruments affected by the volatility in the fixed income markets.

Asset-Backed Securities. Each Fund (other than the High Yield Floating Rate Fund) may invest in asset-backed securities. Asset-backed securities are securities whose principal and interest payments are collateralized by pools of assets such as auto loans, credit card receivables, leases, installment contracts and personal property. Asset-backed securities may also include home equity line of credit loans and other second-lien mortgages. Asset-backed securities are often subject to more rapid repayment than their stated maturity date would indicate as a result of the pass-through of prepayments of principal on the underlying loans. During periods of declining interest rates, prepayment of loans underlying asset-backed securities can be expected to accelerate. Accordingly, the Fund's ability to maintain positions in such securities will be affected by reductions in the principal amount of such securities resulting from

prepayments, and its ability to reinvest the returns of principal at comparable yields is subject to generally prevailing interest rates at that time. Asset-backed securities present credit risks that are not presented by mortgage-backed securities. This is because asset-backed securities generally do not have the benefit of a security interest in collateral that is comparable to mortgage assets. Some asset-backed securities have only a subordinated claim or security interest in collateral. If the issuer of an asset-backed security defaults on its payment obligations, there is the possibility that, in some cases, the Fund will be unable to possess and sell the underlying collateral and that the Fund's recoveries on repossessed collateral may not be available to support payments on the securities. In the event of a default, the Fund may suffer a loss if it cannot sell collateral quickly and receive the amount it is owed. The value of some asset-backed securities may be particularly sensitive to changes in the prevailing interest rates. There is no guarantee that private guarantors or insurers of an asset-backed security, if any, will meet their obligations. Asset-backed securities may also be subject to increased volatility and may become illiquid and more difficult to value even when there is no default or threat of default due to the market's perception of the creditworthiness of the issuers and market conditions impacting asset-backed securities more generally.

Municipal Securities. The Emerging Markets Debt Fund, High Yield Fund, Investment Grade Credit Fund, Emerging Markets Credit Fund and Short Duration High Yield Fund may invest in securities and instruments issued by state and local government issuers. Municipal Securities in which the Fund may invest consist of bonds, notes, commercial paper and other instruments (including participation interests in such securities) issued by or on behalf of the states, territories and possessions of the United States (including the District of Columbia) and their political subdivisions, agencies or instrumentalities. Such securities may pay fixed, variable or floating rates of interest.

Municipal Securities include both "general" and "revenue" bonds and may be issued to obtain funds for various purposes. General obligations are secured by the issuer's pledge of its full faith, credit and taxing power. Revenue obligations are payable only from the revenues derived from a particular facility or class of facilities.

Municipal Securities are often issued to obtain funds for various public purposes, including the construction of a wide range of public facilities such as bridges, highways, housing, hospitals, mass transportation, schools, streets and water and sewer works. Other purposes for which Municipal Securities may be issued include refunding outstanding obligations, obtaining funds for general operating expenses, and obtaining funds to lend to other public institutions and facilities. Municipal Securities in which the Funds may invest include private activity bonds, pre-refunded municipal securities and auction rate securities. Dividends paid by the Funds based on investments in Municipal Securities will be taxable.

The obligations of the issuer to pay the principal of and interest on a Municipal Security are subject to the provisions of bankruptcy, insolvency and other laws affecting the rights and remedies of creditors, such as the Federal Bankruptcy Act, and laws, if any, that may be enacted by Congress or state legislatures extending the time for payment of principal or interest or imposing other constraints upon the enforcement of such obligations. There is also the possibility that, as a result of litigation or other conditions, the power or ability of the issuer to pay when due the principal of or interest on a Municipal Security may be materially affected.

In addition, Municipal Securities include municipal leases, certificates of participation and "moral obligation" bonds. A municipal lease is an obligation issued by a state or local government to acquire equipment or facilities. Certificates of participation represent interests in municipal leases or other instruments, such as installment purchase agreements. Moral obligation bonds are supported by a moral commitment but not a legal obligation of a state or local government. Municipal leases, certificates of participation and moral obligation bonds frequently involve special risks not normally associated with general obligation or revenue bonds. In particular, these instruments permit governmental issuers to acquire property and equipment without meeting constitutional and statutory requirements for the issuance of debt. If, however, the governmental issuer does not periodically appropriate money to enable it to meet its payment obligations under these instruments, it cannot be legally compelled to do so. If a default occurs, it is likely that the Fund would be unable to obtain another acceptable source of payment. Some municipal leases, certificates of participation and moral obligation bonds may be illiquid.

Municipal Securities may also be in the form of a tender option bond, which is a Municipal Security (generally held pursuant to a custodial arrangement) having a relatively long maturity and bearing interest at a fixed rate substantially higher than prevailing short-term, tax-exempt rates. The bond is typically issued with the agreement of a third party, such as a bank, broker-dealer or other financial institution, which grants the security holders the option, at periodic intervals, to tender their securities to the institution. After payment of a fee to the financial institution that provides this option, the security holder effectively holds a demand obligation that bears interest at the prevailing short-term, tax-exempt rate. An institution may not be obligated to accept tendered bonds in the event of certain defaults or a significant downgrading in the credit rating assigned to the issuer of the bond. The tender option will be taken into account in determining the maturity of the tender option bonds and the Fund's duration. Certain tender option bonds may be illiquid.

Municipal Securities may be backed by letters of credit or other forms of credit enhancement issued by domestic or foreign banks or by other financial institutions. The deterioration of the credit quality of these banks and financial institutions could, therefore, cause a loss to the Fund that invests in such Municipal Securities. Letters of credit and other obligations of foreign banks and financial institutions may involve risks in addition to those of domestic obligations because of less publicly available financial and other information, less

securities regulation, potential imposition of foreign withholding and other taxes, war, expropriation or other adverse governmental actions. Foreign banks and their foreign branches are not regulated by U.S. banking authorities, and are generally not bound by the accounting, auditing and financial reporting standards applicable to U.S. banks.

The Funds may invest in Municipal Securities issued by municipalities, including U.S. territories, commonwealths and possessions, that may be, or may become, subject to significant financial difficulties. Factors contributing to such difficulties may include: lower property tax collections as a result of lower home values, lower sales tax revenue as a result of reduced consumer spending, lower income tax revenue as a result of higher unemployment rates, and budgetary constraints of local, state and federal governments upon which issuers of municipal securities may be relying for funding. Such securities may be considered below investment grade or may be subject to future credit downgrades due to concerns over potential default, insolvency or bankruptcy on the part of their issuers or any credit support provider. During the recent economic downturn, several municipalities have, in fact, filed for bankruptcy protection or have indicated that they may seek bankruptcy protection in the future. A credit downgrade or other adverse news about an issuer or any credit support provider could impact the market value and liquidity of the securities and consequently could negatively affect the performance of the Fund that holds such securities.

Brady Bonds and Similar Instruments. Certain Funds may invest in debt obligations commonly referred to as “Brady Bonds.” Brady Bonds are created through the exchange of existing commercial bank loans to foreign borrowers for new obligations in connection with debt restructurings under a plan introduced by former U.S. Secretary of the Treasury, Nicholas F. Brady (the “Brady Plan”).

Brady Bonds involve various risk factors including the history of defaults with respect to commercial bank loans by public and private entities of countries issuing Brady Bonds. There can be no assurance that Brady Bonds in which the Fund may invest will not be subject to restructuring arrangements or to requests for new credit, which may cause the Fund to suffer a loss of interest or principal on its holdings.

In addition, certain Funds may invest in other interests issued by entities organized and operated for the purpose of restructuring the investment characteristics of instruments issued by emerging country issuers. These types of restructuring involve the deposit with or purchase by an entity of specific instruments and the issuance by that entity of one or more classes of securities backed by, or representing interests in, the underlying instruments. Certain issuers of such structured securities may be deemed to be “investment companies” as defined in the Investment Company Act. As a result, the Fund’s investment in such securities may be limited by certain investment restrictions contained in the Investment Company Act.

Corporate Debt Obligations, Trust Preferred Securities and Convertible Securities. The Funds may invest in corporate debt obligations, trust preferred securities and convertible securities. Corporate debt obligations include bonds, notes, debentures, commercial paper and other obligations of corporations to pay interest and repay principal. A trust preferred security is a long dated bond (for example, 30 years) with preferred features. The preferred features are that payment of interest can be deferred for a specified period without initiating a default event. The securities are generally senior in claim to standard preferred stock but junior to other bondholders. Certain Funds may also invest in other short-term obligations issued or guaranteed by U.S. corporations, non-U.S. corporations or other entities.

Convertible securities are preferred stock or debt obligations that are convertible into common stock. Convertible securities generally offer lower interest or dividend yields than non-convertible securities of similar quality. Convertible securities have both equity and fixed income risk characteristics. Like all fixed income securities, the value of convertible securities is susceptible to the risk of market losses attributable to changes in interest rates. Generally, the market value of convertible securities tends to decline as interest rates increase and, conversely, to increase as interest rates decline. However, when the market price of the common stock underlying a convertible security exceeds the conversion price of the convertible security, the convertible security tends to reflect the market price of the underlying common stock. As the market price of the underlying common stock declines, the convertible security, like a fixed income security, tends to trade increasingly on a yield basis, and thus may not decline in price to the same extent as the underlying common stock.

Bank Obligations. The Funds may invest in obligations issued or guaranteed by U.S. or foreign banks. Bank obligations, including without limitation, time deposits, bankers’ acceptances and certificates of deposit, may be general obligations of the parent bank or may be limited to the issuing branch by the terms of the specific obligations or by government regulations. Banks are subject to extensive but different governmental regulations which may limit both the amount and types of loans which may be made and interest rates which may be charged. In addition, the profitability of the banking industry is largely dependent upon the availability and cost of funds for the purpose of financing lending operations under prevailing money market conditions. General economic conditions as well as exposure to credit losses arising from possible financial difficulties of borrowers play an important part in the operation of this industry.

Foreign Currency Transactions. The Funds may, to the extent consistent with their investment policies, purchase or sell foreign currencies on a cash basis or through forward contracts. A forward contract involves an obligation to purchase or sell a specific currency at a future date at a price set at the time of the contract.

The Funds may engage in foreign currency transactions for hedging purposes and to seek to protect against anticipated changes in future foreign currency exchange rates. Certain Funds may also enter into such transactions to seek to increase total return, which presents additional risk.

Certain Funds may also engage in cross-hedging by using forward contracts in a currency different from that in which the hedged security is denominated or quoted. A Fund may hold foreign currency received in connection with investments in foreign securities when, in the judgment of the Investment Adviser, it would be beneficial to convert such currency into U.S. dollars at a later date (e.g., the Investment Adviser may anticipate the foreign currency to appreciate against the U.S. dollar).

The Funds may, from time to time, engage in non-deliverable forward transactions to manage currency risk or to gain exposure to a currency without purchasing securities denominated in that currency. A non-deliverable forward is a transaction that represents an agreement between the Fund and a counterparty (usually a commercial bank) to pay the other party the amount that it would cost based on current market rates as of the termination date to buy or sell a specified (notional) amount of a particular currency at an agreed upon foreign exchange rate on an agreed upon future date. If the counterparty defaults, the Fund will have contractual remedies pursuant to the agreement related to the transaction, but the Fund may be delayed or prevented from obtaining payments owed to it pursuant to non-deliverable forward transactions. Such non-deliverable forward transactions will be settled in cash.

Currency exchange rates may fluctuate significantly over short periods of time, causing, along with other factors, the Fund's NAV to fluctuate (when the Fund's NAV fluctuates, the value of your shares may go up or down). Currency exchange rates also can be affected unpredictably by the intervention of U.S. or foreign governments or central banks, or the failure to intervene, or by currency controls or political developments in the United States or abroad.

Certain forward foreign currency exchange contracts and other currency transactions are not exchange traded or cleared. The market in such forward foreign currency exchange contracts, currency swaps and other privately negotiated currency instruments offers less protection against defaults by the other party to such instruments than is available for currency instruments traded on an exchange. Such contracts are subject to the risk that the counterparty to the contract will default on its obligations. Since these contracts are not guaranteed by an exchange or clearinghouse, a default on a contract would deprive the Fund of unrealized profits, transaction costs or the benefits of a currency hedge or could force the Fund to cover its purchase or sale commitments, if any, at the current market price.

A Fund is not required to post cash collateral with its counterparties in certain foreign currency transactions. Accordingly, the Fund may remain more fully invested (and more of the Fund's assets may be subject to investment and market risk) than if it were required to post cash collateral with its counterparties (which is the case with certain transactions). Where the Fund's counterparties are not required to post cash collateral with the Fund, the Fund will be subject to additional counterparty risk.

Structured Securities and Inverse Floaters. Each Fund may invest in structured securities. Structured securities are securities whose value is determined by reference to changes in the value of specific currencies, securities, interest rates, commodities, indices or other financial indicators (the "Reference") or the relative change in two or more References. Investments in structured securities may provide exposure to certain securities or markets in situations where regulatory or other restrictions prevent direct investments in such issuers or markets.

The interest rate or the principal amount payable upon maturity or redemption may be increased or decreased depending upon changes in the applicable Reference. Structured securities may be positively or negatively indexed, so that appreciation of the Reference may produce an increase or decrease in the interest rate or value of the security at maturity. In addition, changes in the interest rates or the value of the security at maturity may be a multiple of changes in the value of the Reference, effectively leveraging the Fund's investments so that small changes in the value of the reference may result in disproportionate gains or losses to the Fund. Consequently, structured securities may present a greater degree of market risk than many types of securities and may be more volatile, less liquid and more difficult to price accurately than less complex securities. Structured securities are also subject to the risk that the issuer of the structured securities may fail to perform its contractual obligations. Certain issuers of structured products may be deemed to be investment companies as defined in the Investment Company Act. As a result, the Fund's investments in structured securities may be subject to the limits applicable to investments in other investment companies.

Structured securities include, but are not limited to, equity linked notes. An equity linked note is a note whose performance is tied to a single stock, a stock index or a basket of stocks. Equity linked notes combine the principal protection normally associated with fixed income investments with the potential for capital appreciation normally associated with equity investments. Upon the maturity of the note, the holder generally receives a return of principal based on the capital appreciation of the linked securities. Depending on the terms of the note, equity linked notes may also have a "cap" or "floor" on the maximum principal amount to be repaid to holders, irrespective of the performance of the underlying linked securities. For example, a note may guarantee the repayment of the original principal amount invested (even if the underlying linked securities have negative performance during the note's term), but may cap the maximum payment at maturity at a certain percentage of the issuance price or the return of the underlying linked securities. Alternatively, the note may not guarantee a full return on the original principal, but may offer a greater participation in any capital appreciation of the underlying linked securities. The terms of an equity linked note may also provide for periodic interest payments to

holders at either a fixed or floating rate. The secondary market for equity linked notes may be limited, and the lack of liquidity in the secondary market may make these securities difficult to dispose of and to value. Equity linked notes will be considered equity securities for purposes of the Fund's investment objective and policies.

Structured securities may also include credit linked notes. Credit linked notes are securities with embedded credit default swaps. An investor holding a credit linked note generally receives a fixed or floating coupon and the note's par value upon maturity, unless the referred credit defaults or declares bankruptcy, in which case the investor receives the amount recovered. In effect, investors holding credit linked notes receive a higher yield in exchange for assuming the risk of a specified credit event.

Structured securities may also include inverse floating rate debt securities ("inverse floaters"). The interest rate on inverse floaters resets in the opposite direction from the market rate of interest to which the inverse floater is indexed. An inverse floater may be considered to be leveraged to the extent that its interest rate varies by a magnitude that exceeds the magnitude of the change in the index rate of interest. The higher the degree of leverage of an inverse floater, the greater the volatility of its market value.

Floating and Variable Rate Obligations. Each Fund may purchase floating and variable rate obligations. The value of these obligations is generally more stable than that of a fixed rate obligation in response to changes in interest rate levels. The issuers or financial intermediaries providing demand features may support their ability to purchase the obligations by obtaining credit with liquidity supports. These may include lines of credit, which are conditional commitments to lend, and letters of credit, which will ordinarily be irrevocable both of which may be issued by domestic banks or foreign banks. A Fund may purchase variable or floating rate obligations from the issuers or may purchase certificates of participation, a type of floating or variable rate obligation, which are interests in a pool of debt obligations held by a bank or other financial institutions.

Floating and variable rate obligations may be transferable among financial institutions, but may not have the liquidity of conventional debt securities and are often subject to legal or contractual restrictions on resale. Floating and variable rate obligations are not currently listed on any securities exchange or automatic quotation system. As a result, no active market may exist for some floating and variable rate obligations. To the extent a secondary market exists for other floating and variable rate obligations, such market may be subject to irregular trading activity, wide bid/ask spreads, and extended trade settlement periods. The lack of a highly liquid secondary market for floating and variable rate obligations may have an adverse affect on the value of such obligations and may make it more difficult to value the obligations for purposes of calculating their respective net asset value.

For floating and variable rate obligations, there may be a lag between an actual change in the underlying interest rate benchmark and the reset time for an interest payment of such an obligation, which could harm or benefit the Funds, depending on the interest rate environment or other circumstances. In a rising interest rate environment, for example, a floating or variable rate obligation that does not reset immediately would prevent the Funds from taking full advantage of rising interest rates in a timely manner. However, in a declining interest rate environment, the Fund may benefit from a lag due to an obligation's interest rate payment not being immediately impacted by a decline in interest rates.

Certain floating and variable rate obligations have an interest rate floor feature, which prevents the interest rate payable by the security from dropping below a specified level as compared to a reference interest rate (the "reference rate"), such as SOFR, Term SOFR or another rate determined using SOFR. Such a floor protects the Fund from losses resulting from a decrease in the reference rate below the specified level. However, if the reference rate is below the floor, there will be a lag between a rise in the reference rate and a rise in the interest rate payable by the obligation, and the Fund may not benefit from increasing interest rates for a significant amount of time.

Zero Coupon, Deferred Interest, Pay-In-Kind and Capital Appreciation Bonds. Each Fund may invest in zero coupon bonds, deferred interest, pay-in-kind and capital appreciation bonds. These bonds are issued at a discount from their face value because interest payments are typically postponed until maturity. Pay-in-kind securities are securities that have interest payable by the delivery of additional securities. The market prices of these securities generally are more volatile than the market prices of interest-bearing securities and are likely to respond to a greater degree to changes in interest rates than interest-bearing securities having similar maturities and credit quality.

Mortgage Dollar Rolls. The Investment Grade Credit Fund and Short Duration High Yield Fund may enter into mortgage dollar rolls. A mortgage dollar roll involves the sale by the Fund of securities for delivery in the current month. The Fund simultaneously contracts with the same counterparty to repurchase substantially similar (same type, coupon and maturity) but not identical securities on a specified future date. During the roll period, the Fund loses the right to receive principal and interest paid on the securities sold. However, the Fund benefits to the extent of any difference between (a) the price received for the securities sold and (b) the lower forward price for the future purchase and/or fee income plus the interest earned on the cash proceeds of the securities sold. Unless the benefits of a mortgage dollar roll exceed the income, capital appreciation and gain or loss due to mortgage prepayments that would have been realized on the securities sold as part of the roll, the use of this technique will diminish the Fund's performance.

Successful use of mortgage dollar rolls depends upon the Investment Adviser's ability to predict correctly interest rates and mortgage prepayments. If the Investment Adviser is incorrect in its prediction, the Fund may experience a loss. The Funds do not currently intend to enter into mortgage dollar rolls for financing and do not treat them as borrowings.

Options on Securities, Securities Indices and Foreign Currencies. A put option gives the purchaser of the option the right to sell, and the writer (seller) of the option the obligation to buy, the underlying instrument during the option period. A call option gives the purchaser of the option the right to buy, and the writer (seller) of the option the obligation to sell, the underlying instrument during the option period. Each Fund may write (sell) call and put options and purchase put and call options on any securities and other instruments in which the Fund may invest or on any index consisting of securities or other instruments in which it may invest. A Fund may also, to the extent consistent with its investment policies, purchase and write (sell) put and call options on foreign currencies.

The writing and purchase of options is a highly specialized activity which involves special investment risks. Options may be used for either hedging or cross-hedging purposes, or to seek to increase total return (which presents additional risk). The successful use of options depends in part on the ability of the Investment Adviser to anticipate future price fluctuations and the degree of correlation between the options and securities (or currency) markets. If the Investment Adviser is incorrect in its expectation of changes in market prices or determination of the correlation between the instruments or indices on which options are written and purchased and the instruments in the Fund's investment portfolio, the Fund may incur losses that it would not otherwise incur. The use of options can also increase the Fund's transaction costs. Options written or purchased by the Funds may be traded on either U.S. or foreign exchanges or over-the-counter. Foreign and over-the-counter options will present greater possibility of loss because of their greater illiquidity and credit risks.

Yield Curve Options. Each Fund may enter into options on the yield "spread" or differential between two securities. Such transactions are referred to as "yield curve" options. In contrast to other types of options, a yield curve option is based on the difference between the yields of designated securities, rather than the prices of the individual securities, and is settled through cash payments. Accordingly, a yield curve option is profitable to the holder if this differential widens (in the case of a call) or narrows (in the case of a put), regardless of whether the yields of the underlying securities increase or decrease.

The trading of yield curve options is subject to all of the risks associated with the trading of other types of options. In addition, such options present a risk of loss even if the yield of one of the underlying securities remains constant, or if the spread moves in a direction or to an extent which was not anticipated.

Futures Contracts and Options and Swaps on Futures Contracts. Futures contracts are standardized, exchange-traded contracts that provide for the sale or purchase of a specified financial instrument or currency at a future time at a specified price. An option on a futures contract gives the purchaser the right (and the writer of the option the obligation) to assume a position in a futures contract at a specified exercise price within a specified period of time. A swap on a futures contract provides an investor with the ability to gain economic exposure to a particular futures market. A futures contract may be based on particular securities, foreign currencies, securities indices and other financial instruments and indices. The Funds may engage in futures transactions on U.S. and foreign exchanges.

Each Fund may, to the extent consistent with its investment policies, purchase and sell futures contracts, purchase and write call and put options on futures contracts, and enter into swaps on futures contracts, in order to seek to increase total return or to hedge against changes in interest rates, securities prices or, to the extent the Fund invests in foreign securities, currency exchange rates, or to otherwise manage its term structure, sector selection and duration in accordance with its investment objective and policies. Each Fund may also enter into closing purchase and sale transactions with respect to such contracts and options.

Futures contracts and related options and swaps present the following risks:

- While the Fund may benefit from the use of futures and options and swaps on futures, unanticipated changes in interest rates, securities prices or currency exchange rates may result in poorer overall performance than if the Fund had not entered into any futures contracts, options transactions or swaps.
- Because perfect correlation between a futures position and a portfolio position that is intended to be protected is impossible to achieve, the desired protection may not be obtained and the Fund may be exposed to additional risk of loss.
- The loss incurred by the Fund in entering into futures contracts and in writing call options and entering into swaps on futures is potentially unlimited and may exceed the amount of the premium received.
- Futures markets are highly volatile and the use of futures may increase the volatility of the Fund's NAV.
- As a result of the low margin deposits normally required in futures trading, a relatively small price movement in a futures contract may result in substantial losses to the Fund.
- Futures contracts and options and swaps on futures may be illiquid, and exchanges may limit fluctuations in futures contract prices during a single day.
- Foreign exchanges may not provide the same protection as U.S. exchanges.

When-Issued Securities and Forward Commitments. Each Fund may purchase when-issued securities and make contracts to purchase or sell securities for a fixed price at a future date beyond customary settlement time. When-issued securities are securities that have been authorized, but not yet issued. When-issued securities are purchased in order to secure what is considered to be an advantageous price or yield to the Fund at the time of entering into the transaction. A forward commitment involves entering into a contract to purchase or sell securities for a fixed price at a future date beyond the customary settlement period.

The purchase of securities on a when-issued or forward commitment basis involves a risk of loss if the value of the security to be purchased declines before the settlement date. Conversely, the sale of securities on a forward commitment basis involves the risk that the value of the securities sold may increase before the settlement date. Although the Fund will generally purchase securities on a when-issued or forward commitment basis with the intention of acquiring the securities for its portfolio, the Fund may dispose of when-issued securities or forward commitments prior to settlement if the Investment Adviser deems it appropriate.

Repurchase Agreements. Repurchase agreements involve the purchase of securities subject to the seller's agreement to repurchase them at a mutually agreed upon date and price. Each Fund may enter into repurchase agreements with counterparties approved by the Investment Adviser pursuant to procedures approved by the Board of Trustees that furnish collateral at least equal in value or market price to the amount of their repurchase obligations. Some Funds may also enter into repurchase agreements involving certain foreign government securities. The collateral may consist of any type of security in which the Fund is eligible to invest directly. Repurchase agreements involving obligations other than U.S. Government Securities may be subject to additional risks.

If the other party or "seller" defaults, the Fund might suffer a loss to the extent that the proceeds from the sale of the underlying securities and other collateral held by the Fund are less than the repurchase price and the Fund's costs associated with delay and enforcement of the repurchase agreement. In addition, in the event of bankruptcy of the seller, the Fund could suffer additional losses if a court determines that the Fund's interest in the collateral is not enforceable.

Certain Funds, together with other registered investment companies having advisory agreements with the Investment Adviser or any of its affiliates, may transfer uninvested cash balances into a single joint account, the daily aggregate balance of which will be invested in one or more repurchase agreements.

Lending of Portfolio Securities. The High Yield and High Yield Floating Rate Funds may engage in securities lending. Securities lending involves the lending of securities owned by the Fund to financial institutions such as certain broker-dealers including, as permitted by the SEC, Goldman Sachs. The borrowers are required to secure their loan continuously with cash, cash equivalents, U.S. government securities or letters of credit in an amount at least equal to the market value of the securities loaned. Cash collateral may be invested by the Fund in short-term investments, including registered and unregistered investment pools managed by the Investment Adviser, its affiliates or the Funds' custodian and from which the Investment Adviser or its affiliates may receive fees. To the extent that cash collateral is so invested, such collateral will be subject to market depreciation or appreciation, and the Fund will be responsible for any loss that might result from its investment of the borrowers' collateral. If the Investment Adviser determines to make securities loans, the value of the securities loaned may not exceed 33 1/3% of the value of the total assets of the Fund (including the loan collateral). Loan collateral (including any investment of the collateral) is not subject to the percentage limitations described elsewhere in the Prospectus regarding investments in fixed income securities and cash equivalents.

A Fund may lend its securities to increase its income. A Fund may, however, experience delay in the recovery of its securities or incur a loss if the institution with which it has engaged in a portfolio loan transaction breaches its agreement with the Fund or its agent, or becomes insolvent.

Borrowings and Reverse Repurchase Agreements. Each Fund can borrow money from banks and other financial institutions, and may enter into reverse repurchase agreements in amounts not exceeding one-third of the Fund's total assets (including the amount borrowed or received). Borrowings and reverse repurchase agreements involve the use of leverage and subject the Fund to the risks associated with leverage, including exposure to potential gains and losses in excess of the amount invested.

Interest Rate Swaps, Mortgage Swaps, Credit Swaps, Currency Swaps, Total Return Swaps, Equity Swaps, Options on Swaps and Interest Rate Caps, Floors and Collars. The Funds may enter into some or all of the following swap transactions and options agreements, including interest rate caps, floors and collars. Interest rate swaps involve the exchange by the Fund with another party of their respective commitments to pay or receive interest, such as an exchange of fixed-rate payments for floating rate payments. Mortgage swaps are similar to interest rate swaps in that they represent commitments to pay and receive interest. The notional principal amount, however, is tied to a reference pool or pools of mortgages. Credit swaps involve the receipt of floating or fixed rate payments in exchange for assuming potential credit losses on an underlying security or pool of securities. Credit swaps give one party to a transaction (the buyer of the credit swap) the right to dispose of or acquire an asset (or group of assets or exposure to the performance of an index), or the right to receive a payment from the other party, upon the occurrence of specified credit events. Currency swaps involve the exchange of the parties' respective rights to make or receive payments in specified currencies. Total return swaps give a party the right to receive the appreciation in the value of a specified security, index or other instrument in return for a fee paid to the counterparty, which will typically be based on an agreed upon interest rate. If the underlying asset in a total return swap declines in value over the term of the swap, the party may also be required to pay the dollar value of that decline to the counterparty. Equity swaps allow the parties to a swap agreement to exchange the dividend income or other components of return on an equity investment (for example, a group of equity securities or an index) for another payment stream. An equity swap may be used by the Fund to invest in a market without owning or taking physical custody of securities in circumstances in which direct investment may be restricted for legal reasons or is otherwise deemed impractical or disadvantageous.

The Funds may also purchase and write (sell) options contracts on swaps, commonly referred to as swaptions. A swaption is an option to enter into a swap agreement. Like other types of options, the buyer of a swaption pays a non-refundable premium for the option and obtains the right, but not the obligation, to enter into an underlying swap or to modify the terms of an existing swap on agreed-upon terms. The seller of a swaption, in exchange for the premium, becomes obligated (if the option is exercised) to enter into or modify an underlying swap on agreed-upon terms, which generally entails a greater risk of loss than the Fund incurs in buying a swaption. The purchase of an interest rate cap entitles the purchaser, to the extent that a specified index exceeds a predetermined interest rate, to receive payment of interest on a notional principal amount from the party selling such interest rate cap. The purchase of an interest rate floor entitles the purchaser, to the extent that a specified index falls below a predetermined interest rate, to receive payments of interest on a notional principal amount from the party selling the interest rate floor. An interest rate collar is the combination of a cap and a floor that preserves a certain return within a predetermined range of interest rates.

Each Fund may enter into swap transactions for hedging purposes or to seek to increase total return. As an example, when the Fund is the buyer of a credit default swap (commonly known as buying protection), it may make periodic payments to the seller of the credit default swap to obtain protection against a credit default on a specified underlying asset (or group of assets). If a default occurs, the seller of a credit default swap may be required to pay the Fund the notional amount of the credit default swap on a specified security (or group of securities). On the other hand, when the Fund is a seller of a credit default swap (commonly known as selling protection), in addition to the credit exposure the Fund has on the other assets held in its portfolio, the Fund is also subject to the credit exposure on the notional amount of the swap since, in the event of a credit default, the Fund may be required to pay the notional amount of the credit default swap on a specified security (or group of securities) to the buyer of the credit default swap. A Fund will be the seller of a credit default swap only when the credit of the underlying asset is deemed by the Investment Adviser to meet the Fund's minimum credit criteria at the time the swap is first entered into.

When the Fund writes (sells) credit swaps on individual securities or instruments, the Fund must identify on its books liquid assets equal to the full notional amount of the swaps while the positions are open.

The use of interest rate, mortgage, credit, currency index, total return and equity swaps, options on swaps, and interest rate caps, floors and collars is a highly specialized activity which involves investment techniques and risks different from those associated with ordinary portfolio securities transactions. If the Investment Adviser is incorrect in its forecasts of market values, interest rates and currency exchange rates, or in its evaluation of the creditworthiness of swap counterparties and the issuers of the underlying assets, the investment performance of the Fund would be less favorable than it would have been if these investment techniques were not used.

Currently, certain standardized swap transactions are subject to mandatory central clearing and exchange trading. Although central clearing and exchange trading are expected to decrease counterparty risk and increase liquidity compared to bilaterally negotiated swaps, central clearing and exchange trading do not eliminate counterparty risk or illiquidity risk entirely. Depending on the size of the Fund and other factors, the margin required under the rules of a clearinghouse and by a clearing member may be in excess of the collateral required to be posted by the Fund to support its obligations under a similar bilateral, uncleared swap. However, certain applicable regulators have adopted rules imposing certain margin requirements, including minimums, on uncleared swaps which may result in the Fund and its counterparties posting higher amounts for uncleared swaps.

Other Investment Companies. Each Fund may invest in securities of other investment companies, including ETFs and money market funds, subject to statutory limitations prescribed by the Investment Company Act or rules, regulations or exemptive relief thereunder. These statutory limitations include in certain circumstances a prohibition on any Fund acquiring more than 3% of the voting shares of any other investment company, and a prohibition on investing more than 5% of the Fund's total assets in securities of any one investment company or more than 10% of its total assets in securities of all investment companies.

Subject to applicable law and/or pursuant to an exemptive order obtained from the SEC or under an exemptive rule adopted by the SEC, the Fund may invest in certain other investment companies (including ETFs and money market funds) and business development companies beyond the statutory limits described above or otherwise provided that certain conditions are met. Some of those investment companies may be funds for which the Investment Adviser or any of its affiliates serves as investment adviser, administrator or distributor.

Additionally, to the extent that any Fund serves as an "acquired fund" to another Goldman Sachs Fund or unaffiliated investment company, the Fund's ability to invest in other investment companies and private funds may be limited and, under these circumstances, the Fund's investments in other investment companies and private funds will be consistent with applicable law and/or exemptive rules adopted by or exemptive orders obtained from the SEC. For example, to the extent the Fund serves as an acquired fund in a fund of funds arrangement in reliance on Rule 12d1-4 under the Investment Company Act, the Fund would be prohibited from purchasing or otherwise acquiring the securities of an investment company or private fund if, after such purchase or acquisition, the aggregate value of the Fund's investments in such investment companies and private funds would exceed 10% of the value of the Fund's total assets, subject to limited exceptions (including for investments in money market funds).

The use of ETFs is generally intended to help the Fund match the total return of the particular market segments or indices represented by those ETFs, although that may not be the result. Most ETFs are passively managed investment companies whose shares are purchased and sold on a securities exchange. An ETF generally represents a portfolio of securities designed to track a particular market segment or index. An investment in an ETF generally presents the same primary risks as an investment in a conventional fund (i.e., one that is not exchange-traded) that has the same investment objectives, strategies and policies. In addition, an ETF may fail to accurately track the market segment or index that underlies its investment objective. The price of an ETF can fluctuate, and the Fund could lose money investing in an ETF. Moreover, ETFs are subject to the following risks that do not apply to conventional funds: (i) the market price of the ETF's shares may trade at a premium or a discount to their net asset value; (ii) an active trading market for an ETF's shares may not develop or be maintained; and (iii) there is no assurance that the requirements of the exchange necessary to maintain the listing of an ETF will continue to be met or remain unchanged.

A Fund will indirectly bear its proportionate share of any management fees and other expenses paid by such other investment companies, in addition to the fees and expenses regularly borne by the Fund. Although the Funds do not expect to do so in the foreseeable future, each Fund is authorized to invest substantially all of its assets in a single open-end investment company or series thereof that has substantially the same investment objective, policies and fundamental restrictions as the Fund.

Non-Investment Grade Fixed Income Securities. Non-investment grade fixed-income securities and unrated securities of comparable credit quality (commonly known as “junk bonds”) are considered speculative. In some cases, these obligations may be highly speculative and have poor prospects for reaching investment grade standing. Non-investment grade fixed income securities are subject to the increased risk of an issuer's inability to meet principal and interest obligations. These securities, also referred to as high yield securities, may be subject to greater price volatility due to such factors as specific issuer developments, interest rate sensitivity, negative perceptions of the junk bond markets generally and less liquidity.

Non-investment grade fixed income securities are also issued in connection with a corporate reorganization or restructuring or as part of a merger, acquisition, takeover or similar event. They are also issued by less established companies seeking to expand. Such issuers are often highly leveraged and generally less able than more established or less leveraged entities to make scheduled payments of principal and interest in the event of adverse developments or business conditions. Non-investment grade securities are also issued by governmental bodies that may have difficulty in making all scheduled interest and principal payments.

The market value of non-investment grade fixed income securities tends to reflect individual corporate or municipal developments to a greater extent than that of higher rated securities which react primarily to fluctuations in the general level of interest rates. As a result, the Fund's ability to achieve its investment objectives may depend to a greater extent on the Investment Adviser's judgment concerning the creditworthiness of issuers than funds which invest in higher-rated securities. Issuers of non-investment grade fixed income securities may not be able to make use of more traditional methods of financing and their ability to service debt obligations may be affected more adversely than issuers of higher-rated securities by economic downturns, specific corporate or financial developments or the issuer's inability to meet specific projected business forecasts. Negative publicity about the junk bond market and investor perceptions regarding lower rated securities, whether or not based on fundamental analysis, may depress the prices for such securities.

A holder's risk of loss from default is significantly greater for non-investment grade fixed income securities than is the case for holders of other debt securities because such non-investment grade securities are generally unsecured and are often subordinated to the rights of other creditors of the issuers of such securities. Investment by the Fund in defaulted securities poses additional risk of loss should nonpayment of principal and interest continue in respect of such securities. Even if such securities are held to maturity, recovery by the Fund of its initial investment and any anticipated income or appreciation is uncertain.

The secondary market for non-investment grade fixed income securities is concentrated in relatively few market makers and is dominated by institutional investors, including mutual funds, insurance companies and other financial institutions. Accordingly, the secondary market for such securities is not as liquid as, and is more volatile than, the secondary market for higher-rated securities. In addition, market trading volume for high yield fixed income securities is generally lower and the secondary market for such securities could shrink or disappear suddenly and without warning as a result of adverse market or economic conditions, independent of any specific adverse changes in the condition of a particular issuer. The lack of sufficient market liquidity may cause the Fund to incur losses because it will be required to effect sales at a disadvantageous time and then only at a substantial drop in price. These factors may have an adverse effect on the market price and the Fund's ability to dispose of particular portfolio investments. A less liquid secondary market also may make it more difficult for the Fund to obtain precise valuations of the high yield securities in its portfolio.

Credit ratings issued by credit rating agencies are designed to evaluate the safety of principal and interest payments of rated securities. They do not, however, evaluate the market value risk of non-investment grade securities and, therefore, may not fully reflect the true risks of an investment. In addition, credit rating agencies may or may not make timely changes in a rating to reflect changes in the economy or in the conditions of the issuer that affect the market value of the security. Consequently, credit ratings are used only as a preliminary indicator of investment quality.

Downgraded Securities. After its purchase, a portfolio security may be assigned a lower rating or cease to be rated, which may affect the market value and liquidity of the security. If this occurs, the Fund may continue to hold the security if the Investment Adviser believes it is in the best interest of the Fund and its shareholders.

Collateralized Loan Obligations. The Funds may invest in collateralized loan obligations (“CLOs”). A CLO is a trust typically collateralized by a pool of loans, which may include, among others, domestic and foreign senior secured loans, senior unsecured loans, and subordinate corporate loans, including loans that may be rated below investment grade or equivalent unrated loans. CLOs may charge management and other administrative fees. The cashflows from the trust are split into two or more portions, called tranches, varying in risk and yield. The riskiest portion is the “equity” tranche which bears the bulk of defaults from the bonds or loans in the trust and serves to protect the other, more senior tranches from default in all but the most severe circumstances. Because it is partially protected from defaults, a senior tranche from a CLO trust typically has higher ratings and lower yields than its underlying securities, and can be rated investment grade. Despite the protection from the equity tranche, CLO tranches can experience substantial losses due to actual defaults, increased sensitivity to defaults due to collateral default and disappearance of protecting tranches, market anticipation of defaults, as well as aversion to CLO securities as a class.

The risks of an investment in a CLO depend largely on the type of the collateral securities and the class of the CLO in which the Fund invests. Normally, CLOs are privately offered and sold, and thus, are not registered under the securities laws. As a result, investments in CLOs may be characterized by the Fund as illiquid investments. However, an active dealer market may exist for CLOs that qualify under the Rule 144A “safe harbor” from the registration requirements of the Securities Act for resales of certain securities to qualified institutional buyers, and such CLOs may be characterized by the Fund as liquid investments.

Loan-Related Investments. The Funds may invest in loan-related investments such as loan participations and assignments. A loan participation is an interest in a loan to a U.S. or foreign company or other borrower (the “borrower”) which is administered and sold by a financial intermediary. The Funds may only invest in loans to issuers in whose obligations it may otherwise invest. Loan interests may take the form of a direct or co-lending relationship with the borrower, an assignment of an interest in the loan by a co-lender or another participant, or a participation in the seller’s share of the loan. When the Fund acts as co-lender in connection with a loan interest or when it acquires certain interests, the Fund will have direct recourse against the borrower if the borrower fails to pay scheduled principal and interest. In cases where the Fund lacks direct recourse, it will look to an agent for the lenders (the “agent lender”) to enforce appropriate credit remedies against the borrower. In these cases, the Fund may be subject to delays, expenses and risks that are greater than those that would have been involved if the Fund had purchased a direct obligation (such as commercial paper) of such borrower.

An assignment typically succeeds to all the rights and obligations of the assigning institution and becomes a lender under the credit agreement with respect to the debt obligation; however, the purchaser’s rights can be more restricted than those of the assigning institution, and, in any event, the Fund may not be able to unilaterally enforce all rights and remedies under the loan and with regard to any associated collateral. A participation typically results in a contractual relationship only with the institution participating out the interest, not with the borrower. In purchasing participations, the Fund generally will have no right to enforce compliance by the borrower with the terms of the loan agreement against the borrower, and the Fund may not directly benefit from the collateral supporting the debt obligation in which it has purchased the participation. As a result, the Fund will be exposed to the credit risk of both the borrower and the institution selling the participation. Investors in loans, such as the Fund, may not be entitled to rely on the anti-fraud protections of the federal securities laws, although they may be entitled to certain contractual remedies.

The market for loan obligations may be subject to irregular trading activity, wide bid/ask spreads and extended trade settlement periods. Because transactions in many loans are subject to extended trade settlement periods, the Fund may not receive the proceeds from the sale of a loan for a period after the sale. As a result, sale proceeds related to the sale of loans may not be available to make additional investments or to meet the Fund’s redemption obligations for a period after the sale of the loans, and, as a result, the Fund may have to sell other investments or engage in borrowing transactions, such as borrowing from its credit facility, if necessary to raise cash to meet its obligations. During periods of heightened redemption activity or distressed market conditions, the Fund may seek to obtain expedited trade settlement, which will generally incur additional costs (although expedited trade settlement will not always be available).

Senior loans hold the most senior position in the capital structure of a borrower, are typically secured with specific collateral and have a claim on the assets of the borrower that is senior to that held by subordinated debt holders and stockholders of the borrower. The proceeds of senior loans primarily are used to finance leveraged buyouts, recapitalizations, mergers, acquisitions, stock repurchases, refinancings and to finance internal growth and for other corporate purposes. Senior loans typically have a stated term of between five and nine years, and have rates of interest which typically are redetermined daily, monthly, quarterly or semi-annually by reference to a base lending rate, plus a premium or credit spread. Longer interest rate reset periods generally increase fluctuations in the Fund’s net asset value as a result of changes in market interest rates. As a result, as short-term interest rates increase, interest payable to the Fund from its investments in senior loans should increase, and as short-term interest rates decrease, interest payable to the Fund from its investments in senior loans should decrease. Although senior loans hold the most senior position in the capital structure of a borrower, senior loans may become subordinated to other debt holders and creditors (including, under certain circumstances, upon the consent

from less than 100% of the holders of the senior loans). Senior loans that are subordinated to other debt holders and creditors will be subject to the risks generally associated with investments in second lien and more junior loans. Second lien loans have the same characteristics as senior loans except that such loans are subordinated or unsecured and thus lower in priority of payment to senior loans. Accordingly, the risks associated with second lien loans are higher than the risk of loans with first priority over the collateral. In the event of default on a second lien loan, the first priority lien holder has first claim to the underlying collateral of the loan. It is possible that no collateral value would remain for the second priority lien holder and therefore result in a loss of investment to the Fund. Second lien loans typically have adjustable floating rate interest payments. Generally, loans have the benefit of restrictive covenants that limit the ability of the borrower to further encumber its assets, impose other obligations and/or release or transfer the specific collateral securing the loan. To the extent a loan does not have certain covenants (or has less restrictive covenants), an investment in the loan will be particularly sensitive to the risks associated with loan investments. In addition, to the extent a loan is modified or restructured (including, under certain circumstances, without the consent of, or upon the consent from less than 100% of, the holders of the loan), an investment in the loan may be materially and adversely affected. Under these circumstances, the Fund may incur expenses enforcing or defending its claims against the borrower and/or other debt holders and creditors.

Preferred Stock, Warrants and Stock Purchase Rights. Each Fund may invest in preferred stock, warrants and stock purchase rights (or “rights”). Preferred stocks are securities that represent an ownership interest providing the holder with claims on the issuer’s earnings and assets before common stock owners but after bond owners. Unlike debt securities, the obligations of an issuer of preferred stock, including dividend and other payment obligations, may not typically be accelerated by the holders of such preferred stock on the occurrence of an event of default or other non-compliance by the issuer of the preferred stock.

Warrants and other rights are options to buy a stated number of shares of common stock at a specified price at any time during the life of the warrant or right. The holders of warrants and rights have no voting rights, receive no dividends and have no rights with respect to the assets of the issuer.

Distressed Debt. A Fund that invests in distressed debt may risk holding the securities through bankruptcy proceedings. There are a number of significant risks inherent in the bankruptcy process. Many events in a bankruptcy are the product of contested matters and adversary proceedings and are beyond the control of the creditors. A bankruptcy filing by an issuer may adversely and permanently affect the issuer, and if the proceeding is converted to liquidation, the value of the issuer may not equal the liquidation value that was believed to exist at the time of the investment. The duration of a bankruptcy proceeding is difficult to predict, and a creditor’s return on investment can be adversely affected by delays until the plan of reorganization ultimately becomes effective. The administrative costs in connection with a bankruptcy proceeding are frequently high and would be paid out of the debtor’s estate prior to any return to creditors. Because the standards for classification of claims under bankruptcy law are vague, there exists the risk that the Fund’s influence with respect to the class of securities or other obligations it owns can be lost by increases in the number and amount of claims in the same class or by different classification and treatment. In the early stages of the bankruptcy process it is often difficult to estimate the extent of, or even to identify, any contingent claims that might be made. In addition, certain claims that have priority by law (for example, claims for taxes) may be substantial.

Equity Investments. After its purchase, a portfolio investment (such as a convertible debt obligation) may convert to an equity security. Alternatively, the Fund may acquire equity securities in connection with a restructuring or other similar event related to one or more of its investments. If this occurs, the Fund may continue to hold the investment (or make additional purchases of that equity investment) if the Investment Adviser believes it is in the best interest of the Fund and its shareholders.

Appendix B

Financial Highlights

The financial highlights tables are intended to help you understand the Fund's financial performance for the past five years (or less if the Fund has been in operation for less than five years). Certain information reflects financial results for a single Fund share. The total returns in the table represent the rate that an investor would have earned or lost on an investment in the Fund (assuming reinvestment of all dividends and distributions). The information for the Fund has been audited by PricewaterhouseCoopers LLP, whose report, along with the Fund's financial statements, is included in the Fund's annual report (available upon request).

	Goldman Sachs Emerging Markets Credit Fund				
	Class A Shares				
	Year Ended March 31,				
	2024	2023	2022	2021	2020
Per Share Data					
Net asset value, beginning of year	\$ 4.55	\$ 5.00	\$ 5.56	\$ 4.98	\$ 5.76
Net investment income ^(a)	0.27	0.23	0.19	0.20	0.24
Net realized and unrealized gain (loss)	0.03	(0.33)	(0.55)	0.58	(0.79)
Total from investment operations	0.30	(0.10)	(0.36)	0.78	(0.55)
Distributions to shareholders from net investment income	(0.79)	(0.35)	(0.20)	—	— ^(b)
Distributions to shareholders from return of capital	(0.07)	—	—	(0.20)	(0.23)
Total distributions	(0.86)	(0.35)	(0.20)	(0.20)	(0.23)
Net asset value, end of year	\$ 3.99	\$ 4.55	\$ 5.00	\$ 5.56	\$ 4.98
Total return^(c)	7.31%	(1.79)%	(6.51)%	15.65%	(10.05)%
Net assets, end of year (in 000s)	\$2,681	\$2,794	\$3,842	\$4,795	\$ 4,808
Ratio of net expenses to average net assets	1.19%	1.22%	1.21%	1.21%	1.23%
Ratio of total expenses to average net assets	2.54%	2.49%	1.74%	1.84%	1.63%
Ratio of net investment income to average net assets	6.18%	5.08%	3.44%	3.56%	4.13%
Portfolio turnover rate ^(d)	203%	168%	123%	111%	84%

(a) Calculated based on the average shares outstanding methodology.

(b) Rounds to less than \$0.005 per share.

(c) Assumes investment at the NAV at the beginning of the year, reinvestment of all dividends and distributions, a complete redemption of the investment at the NAV at the end of the year and no sales or redemption charges (if any). Total returns would be reduced if a sales or redemption charge was taken into account. Returns do not reflect the impact of taxes to shareholders relating to Fund distributions or the redemption of Fund shares.

(d) The Fund's portfolio turnover rate is calculated in accordance with regulatory requirements, without regard to transactions involving short term investments and certain derivatives. If such transactions were included, the Fund's portfolio turnover rate may be higher.

	Goldman Sachs Emerging Markets Credit Fund				
	Class C Shares				
	Year Ended March 31,				
	2024	2023	2022	2021	2020
Per Share Data					
Net asset value, beginning of year	\$ 4.54	\$ 5.00	\$ 5.55	\$ 4.98	\$ 5.75
Net investment income ^(a)	0.24	0.20	0.15	0.16	0.20
Net realized and unrealized gain (loss)	0.04	(0.34)	(0.54)	0.57	(0.78)
Total from investment operations	0.28	(0.14)	(0.39)	0.73	(0.58)
Distributions to shareholders from net investment income	(0.77)	(0.32)	(0.16)	—	— ^(b)
Distributions to shareholders from return of capital	(0.06)	—	—	(0.16)	(0.19)
Total distributions	(0.83)	(0.32)	(0.16)	(0.16)	(0.19)
Net asset value, end of year	\$ 3.99	\$ 4.54	\$ 5.00	\$ 5.55	\$ 4.98
Total return^(c)	6.51%	(2.54)%	(7.39)%	15.02%	(10.74)%
Net assets, end of year (in 000s)	\$1,693	\$1,651	\$1,879	\$2,055	\$ 2,526
Ratio of net expenses to average net assets	1.94%	1.97%	1.96%	1.96%	1.98%
Ratio of total expenses to average net assets	3.30%	3.24%	2.50%	2.58%	2.38%
Ratio of net investment income to average net assets	5.43%	4.34%	2.69%	2.82%	3.44%
Portfolio turnover rate ^(d)	203%	168%	123%	111%	84%

(a) Calculated based on the average shares outstanding methodology.

(b) Rounds to less than \$0.005 per share.

(c) Assumes investment at the NAV at the beginning of the year, reinvestment of all dividends and distributions, a complete redemption of the investment at the NAV at the end of the year and no sales or redemption charges (if any). Total returns would be reduced if a sales or redemption charge was taken into account. Returns do not reflect the impact of taxes to shareholders relating to Fund distributions or the redemption of Fund shares.

(d) The Fund's portfolio turnover rate is calculated in accordance with regulatory requirements, without regard to transactions involving short term investments and certain derivatives. If such transactions were included, the Fund's portfolio turnover rate may be higher.

	Goldman Sachs Emerging Markets Credit Fund				
	Institutional Shares				
	Year Ended March 31,				
	2024	2023	2022	2021	2020
Per Share Data					
Net asset value, beginning of year	\$ 4.53	\$ 4.99	\$ 5.54	\$ 4.97	\$ 5.74
Net investment income ^(a)	0.28	0.24	0.20	0.22	0.26
Net realized and unrealized gain (loss)	0.05	(0.33)	(0.53)	0.57	(0.78)
Total from investment operations	0.33	(0.09)	(0.33)	0.79	(0.52)
Distributions to shareholders from net investment income	(0.81)	(0.37)	(0.22)	—	— ^(b)
Distributions to shareholders from return of capital	(0.07)	—	—	(0.22)	(0.25)
Total distributions	(0.88)	(0.37)	(0.22)	(0.22)	(0.25)
Net asset value, end of year	\$ 3.98	\$ 4.53	\$ 4.99	\$ 5.54	\$ 4.97
Total return^(c)	7.67%	(1.31)%	(6.43)%	16.26%	(9.82)%
Net assets, end of year (in 000s)	\$5,768	\$6,569	\$11,750	\$11,320	\$16,667
Ratio of net expenses to average net assets	0.90%	0.92%	0.92%	0.91%	0.93%
Ratio of total expenses to average net assets	2.19%	2.14%	1.41%	1.51%	1.29%
Ratio of net investment income to average net assets	6.50%	5.36%	3.72%	3.86%	4.48%
Portfolio turnover rate ^(d)	203%	168%	123%	111%	84%

(a) Calculated based on the average shares outstanding methodology.

(b) Rounds to less than \$0.005 per share.

(c) Assumes investment at the NAV at the beginning of the year, reinvestment of all dividends and distributions, a complete redemption of the investment at the NAV at the end of the year and no sales or redemption charges (if any). Total returns would be reduced if a sales or redemption charge was taken into account. Returns do not reflect the impact of taxes to shareholders relating to Fund distributions or the redemption of Fund shares.

(d) The Fund's portfolio turnover rate is calculated in accordance with regulatory requirements, without regard to transactions involving short term investments and certain derivatives. If such transactions were included, the Fund's portfolio turnover rate may be higher.

	Goldman Sachs Emerging Markets Credit Fund				
	Investor Shares				
	Year Ended March 31,				
	2024	2023	2022	2021	2020
Per Share Data					
Net asset value, beginning of year	\$ 4.54	\$ 4.99	\$ 5.55	\$ 4.97	\$ 5.74
Net investment income ^(a)	0.28	0.24	0.20	0.21	0.26
Net realized and unrealized gain (loss)	0.04	(0.32)	(0.55)	0.58	(0.79)
Total from investment operations	0.32	(0.08)	(0.35)	0.79	(0.53)
Distributions to shareholders from net investment income	(0.81)	(0.37)	(0.21)	—	— ^(b)
Distributions to shareholders from return of capital	(0.07)	—	—	(0.21)	(0.24)
Total distributions	(0.88)	(0.37)	(0.21)	(0.21)	(0.24)
Net asset value, end of year	\$ 3.98	\$ 4.54	\$ 4.99	\$ 5.55	\$ 4.97
Total return^(c)	7.58%	(1.56)%	(6.29)%	15.97%	(9.69)%
Net assets, end of year (in 000s)	\$11,022	\$6,364	\$8,364	\$4,781	\$5,557
Ratio of net expenses to average net assets	0.95%	0.97%	0.96%	0.96%	0.98%
Ratio of total expenses to average net assets	2.32%	2.24%	1.50%	1.60%	1.38%
Ratio of net investment income to average net assets	6.41%	5.31%	3.70%	3.80%	4.35%
Portfolio turnover rate ^(d)	203%	168%	123%	111%	84%

(a) Calculated based on the average shares outstanding methodology.

(b) Rounds to less than \$0.005 per share.

(c) Assumes investment at the NAV at the beginning of the year, reinvestment of all dividends and distributions, a complete redemption of the investment at the NAV at the end of the year and no sales or redemption charges (if any). Total returns would be reduced if a sales or redemption charge was taken into account. Returns do not reflect the impact of taxes to shareholders relating to Fund distributions or the redemption of Fund shares.

(d) The Fund's portfolio turnover rate is calculated in accordance with regulatory requirements, without regard to transactions involving short term investments and certain derivatives. If such transactions were included, the Fund's portfolio turnover rate may be higher.

	Goldman Sachs Emerging Markets Credit Fund				
	Class R6 Shares				
	Year Ended March 31,				
	2024	2023	2022	2021	2020
Per Share Data					
Net asset value, beginning of year	\$ 4.53	\$ 4.99	\$ 5.55	\$ 4.97	\$ 5.74
Net investment income ^(a)	0.29	0.25	0.21	0.22	0.27
Net realized and unrealized gain (loss)	0.04	(0.34)	(0.55)	0.58	(0.79)
Total from investment operations	0.33	(0.09)	(0.34)	0.80	(0.52)
Distributions to shareholders from net investment income	(0.86)	(0.37)	(0.22)	—	— ^(b)
Distributions to shareholders from return of capital	(0.02)	—	—	(0.22)	(0.25)
Total distributions	(0.88)	(0.37)	(0.22)	(0.22)	(0.25)
Net asset value, end of year	\$ 3.98	\$ 4.53	\$ 4.99	\$ 5.55	\$ 4.97
Total return^(c)	7.92%	(1.52)%	(6.42)%	16.27%	(9.82)%
Net assets, end of year (in 000s)	\$ 14	\$25,147	\$4,672	\$24,800	\$30,325
Ratio of net expenses to average net assets	0.90%	0.90%	0.90%	0.90%	0.91%
Ratio of total expenses to average net assets	1.88%	2.14%	1.36%	1.48%	1.28%
Ratio of net investment income to average net assets	6.43%	5.56%	3.72%	3.87%	4.60%
Portfolio turnover rate ^(d)	203%	168%	123%	111%	84%

(a) Calculated based on the average shares outstanding methodology.

(b) Rounds to less than \$0.005 per share.

(c) Assumes investment at the NAV at the beginning of the year, reinvestment of all dividends and distributions, a complete redemption of the investment at the NAV at the end of the year and no sales or redemption charges (if any). Total returns would be reduced if a sales or redemption charge was taken into account. Returns do not reflect the impact of taxes to shareholders relating to Fund distributions or the redemption of Fund shares.

(d) The Fund's portfolio turnover rate is calculated in accordance with regulatory requirements, without regard to transactions involving short term investments and certain derivatives. If such transactions were included, the Fund's portfolio turnover rate may be higher.

	Goldman Sachs Emerging Markets Debt Fund				
	Class A Shares				
	Year Ended March 31,				
	2024	2023	2022	2021	2020
Per Share Data					
Net asset value, beginning of year	\$ 8.89	\$ 10.65	\$ 11.98	\$ 10.36	\$ 12.20
Net investment income ^(a)	0.47	0.44	0.44	0.43	0.51
Net realized and unrealized gain (loss)	0.64	(1.52)	(1.32)	1.61	(1.85)
Total from investment operations	1.11	(1.08)	(0.88)	2.04	(1.34)
Distributions to shareholders from net investment income	(0.47)	(0.68)	(0.45)	(0.42)	(0.26)
Distributions to shareholders from return of capital	—	—	—	—	(0.24)
Total distributions	(0.47)	(0.68)	(0.45)	(0.42)	(0.50)
Net asset value, end of year	\$ 9.53	\$ 8.89	\$ 10.65	\$ 11.98	\$ 10.36
Total return^(b)	12.87%	(10.08)%	(7.64)%	19.75%	(11.48)%
Net assets, end of year (in 000s)	\$24,265	\$23,037	\$29,940	\$43,340	\$46,179
Ratio of net expenses to average net assets	1.14%	1.16%	1.16%	1.17%	1.19%
Ratio of total expenses to average net assets	1.36%	1.29%	1.22%	1.25%	1.26%
Ratio of net investment income to average net assets	5.21%	4.73%	3.62%	3.60%	4.17%
Portfolio turnover rate ^(c)	27%	53%	32%	79%	87%

(a) Calculated based on the average shares outstanding methodology.

(b) Assumes investment at the NAV at the beginning of the year, reinvestment of all dividends and distributions, a complete redemption of the investment at the NAV at the end of the year and no sales or redemption charges (if any). Total returns would be reduced if a sales or redemption charge was taken into account. Returns do not reflect the impact of taxes to shareholders relating to Fund distributions or the redemption of Fund shares.

(c) The Fund's portfolio turnover rate is calculated in accordance with regulatory requirements, without regard to transactions involving short term investments and certain derivatives. If such transactions were included, the Fund's portfolio turnover rate may be higher.

	Goldman Sachs Emerging Markets Debt Fund				
	Class C Shares				
	Year Ended March 31,				
	2024	2023	2022	2021	2020
Per Share Data					
Net asset value, beginning of year	\$ 8.87	\$ 10.64	\$11.97	\$ 10.35	\$ 12.19
Net investment income ^(a)	0.40	0.37	0.35	0.34	0.42
Net realized and unrealized gain (loss)	0.65	(1.53)	(1.32)	1.61	(1.85)
Total from investment operations	1.05	(1.16)	(0.97)	1.95	(1.43)
Distributions to shareholders from net investment income	(0.40)	(0.61)	(0.36)	(0.33)	(0.22)
Distributions to shareholders from return of capital	—	—	—	—	(0.19)
Total distributions	(0.40)	(0.61)	(0.36)	(0.33)	(0.41)
Net asset value, end of year	\$ 9.52	\$ 8.87	\$10.64	\$ 11.97	\$ 10.35
Total return^(b)	12.05%	(10.76)%	(8.34)%	18.76%	(12.07)%
Net assets, end of year (in 000s)	\$3,945	\$ 5,112	\$8,088	\$10,192	\$13,742
Ratio of net expenses to average net assets	1.89%	1.91%	1.91%	1.92%	1.94%
Ratio of total expenses to average net assets	2.11%	2.04%	1.97%	2.00%	2.01%
Ratio of net investment income to average net assets	4.49%	3.95%	2.88%	2.86%	3.42%
Portfolio turnover rate ^(c)	27%	53%	32%	79%	87%

(a) Calculated based on the average shares outstanding methodology.

(b) Assumes investment at the NAV at the beginning of the year, reinvestment of all dividends and distributions, a complete redemption of the investment at the NAV at the end of the year and no sales or redemption charges (if any). Total returns would be reduced if a sales or redemption charge was taken into account. Returns do not reflect the impact of taxes to shareholders relating to Fund distributions or the redemption of Fund shares.

(c) The Fund's portfolio turnover rate is calculated in accordance with regulatory requirements, without regard to transactions involving short term investments and certain derivatives. If such transactions were included, the Fund's portfolio turnover rate may be higher.

	Goldman Sachs Emerging Markets Debt Fund				
	Institutional Shares				
	Year Ended March 31,				
	2024	2023	2022	2021	2020
Per Share Data					
Net asset value, beginning of year	\$ 8.89	\$ 10.66	\$ 11.99	\$ 10.37	\$ 12.21
Net investment income ^(a)	0.50	0.46	0.47	0.47	0.55
Net realized and unrealized gain (loss)	0.65	(1.53)	(1.31)	1.61	(1.85)
Total from investment operations	1.15	(1.07)	(0.84)	2.08	(1.30)
Distributions to shareholders from net investment income	(0.50)	(0.70)	(0.49)	(0.46)	(0.29)
Distributions to shareholders from return of capital	—	—	—	—	(0.25)
Total distributions	(0.50)	(0.70)	(0.49)	(0.46)	(0.54)
Net asset value, end of year	\$ 9.54	\$ 8.89	\$ 10.66	\$ 11.99	\$ 10.37
Total return^(b)	13.30%	(9.90)%	(7.35)%	19.99%	(11.10)%
Net assets, end of year (in 000s)	\$282,815	\$407,041	\$726,607	\$916,157	\$825,481
Ratio of net expenses to average net assets	0.86%	0.86%	0.86%	0.86%	0.87%
Ratio of total expenses to average net assets	1.02%	0.96%	0.89%	0.92%	0.92%
Ratio of net investment income to average net assets	5.52%	4.98%	3.94%	3.92%	4.48%
Portfolio turnover rate ^(c)	27%	53%	32%	79%	87%

(a) Calculated based on the average shares outstanding methodology.

(b) Assumes investment at the NAV at the beginning of the year, reinvestment of all dividends and distributions, a complete redemption of the investment at the NAV at the end of the year and no sales or redemption charges (if any). Total returns would be reduced if a sales or redemption charge was taken into account. Returns do not reflect the impact of taxes to shareholders relating to Fund distributions or the redemption of Fund shares.

(c) The Fund's portfolio turnover rate is calculated in accordance with regulatory requirements, without regard to transactions involving short term investments and certain derivatives. If such transactions were included, the Fund's portfolio turnover rate may be higher.

	Goldman Sachs Emerging Markets Debt Fund				
	Investor Shares				
	Year Ended March 31,				
	2024	2023	2022	2021	2020
Per Share Data					
Net asset value, beginning of year	\$ 8.89	\$ 10.67	\$ 12.00	\$ 10.38	\$ 12.21
Net investment income ^(a)	0.52	0.47	0.47	0.46	0.54
Net realized and unrealized gain (loss)	0.63	(1.55)	(1.32)	1.61	(1.83)
Total from investment operations	1.15	(1.08)	(0.85)	2.07	(1.29)
Distributions to shareholders from net investment income	(0.50)	(0.70)	(0.48)	(0.45)	(0.29)
Distributions to shareholders from return of capital	—	—	—	—	(0.25)
Total distributions	(0.50)	(0.70)	(0.48)	(0.45)	(0.54)
Net asset value, end of year	\$ 9.54	\$ 8.89	\$ 10.67	\$ 12.00	\$ 10.38
Total return^(b)	13.15%	(9.84)%	(7.47)%	20.02%	(11.16)%
Net assets, end of year (in 000s)	\$13,003	\$119,488	\$38,862	\$75,617	\$70,616
Ratio of net expenses to average net assets	0.89%	0.89%	0.91%	0.92%	0.94%
Ratio of total expenses to average net assets	1.07%	1.04%	0.97%	1.00%	1.01%
Ratio of net investment income to average net assets	5.80%	5.15%	3.86%	3.85%	4.42%
Portfolio turnover rate ^(c)	27%	53%	32%	79%	87%

(a) Calculated based on the average shares outstanding methodology.

(b) Assumes investment at the NAV at the beginning of the year, reinvestment of all dividends and distributions, a complete redemption of the investment at the NAV at the end of the year and no sales or redemption charges (if any). Total returns would be reduced if a sales or redemption charge was taken into account. Returns do not reflect the impact of taxes to shareholders relating to Fund distributions or the redemption of Fund shares.

(c) The Fund's portfolio turnover rate is calculated in accordance with regulatory requirements, without regard to transactions involving short term investments and certain derivatives. If such transactions were included, the Fund's portfolio turnover rate may be higher.

	Goldman Sachs Emerging Markets Debt Fund				
	Class R6 Shares				
	Year Ended March 31,				
	2024	2023	2022	2021	2020
Per Share Data					
Net asset value, beginning of year	\$ 8.89	\$ 10.66	\$ 11.99	\$ 10.37	\$ 12.21
Net investment income ^(a)	0.50	0.47	0.47	0.47	0.55
Net realized and unrealized gain (loss)	0.65	(1.53)	(1.31)	1.61	(1.85)
Total from investment operations	1.15	(1.06)	(0.84)	2.08	(1.30)
Distributions to shareholders from net investment income	(0.50)	(0.71)	(0.49)	(0.46)	(0.28)
Distributions to shareholders from return of capital	—	—	—	—	(0.26)
Total distributions	(0.50)	(0.71)	(0.49)	(0.46)	(0.54)
Net asset value, end of year	\$ 9.54	\$ 8.89	\$ 10.66	\$ 11.99	\$ 10.37
Total return^(b)	13.31%	(9.89)%	(7.34)%	20.12%	(11.17)%
Net assets, end of year (in 000s)	\$65,816	\$161,802	\$183,368	\$214,558	\$184,389
Ratio of net expenses to average net assets	0.85%	0.85%	0.85%	0.85%	0.86%
Ratio of total expenses to average net assets	1.01%	0.95%	0.88%	0.91%	0.91%
Ratio of net investment income to average net assets	5.60%	5.01%	3.94%	3.92%	4.50%
Portfolio turnover rate ^(c)	27%	53%	32%	79%	87%

(a) Calculated based on the average shares outstanding methodology.

(b) Assumes investment at the NAV at the beginning of the year, reinvestment of all dividends and distributions, a complete redemption of the investment at the NAV at the end of the year and no sales or redemption charges (if any). Total returns would be reduced if a sales or redemption charge was taken into account. Returns do not reflect the impact of taxes to shareholders relating to Fund distributions or the redemption of Fund shares.

(c) The Fund's portfolio turnover rate is calculated in accordance with regulatory requirements, without regard to transactions involving short term investments and certain derivatives. If such transactions were included, the Fund's portfolio turnover rate may be higher.

	Goldman Sachs High Yield Fund				
	Class A Shares				
	Year Ended March 31,				
	2024	2023	2022	2021	2020
Per Share Data					
Net asset value, beginning of year	\$ 5.42	\$ 6.00	\$ 6.39	\$ 5.47	\$ 6.32
Net investment income ^(a)	0.32	0.28	0.26	0.31	0.33
Net realized and unrealized gain (loss)	0.16	(0.56)	(0.36)	0.93	(0.83)
Total from investment operations	0.48	(0.28)	(0.10)	1.24	(0.50)
Distributions to shareholders from net investment income	(0.32)	(0.28)	(0.26)	(0.32)	(0.35)
Distributions to shareholders from return of capital	(0.01)	(0.02)	(0.03)	—	— ^(b)
Total distributions	(0.33)	(0.30)	(0.29)	(0.32)	(0.35)
Net asset value, end of year	\$ 5.57	\$ 5.42	\$ 6.00	\$ 6.39	\$ 5.47
Total return^(c)	9.07%	(4.51)%	(1.77)%	23.07%	(8.50)%
Net assets, end of year (in 000s)	\$85,376	\$96,399	\$111,249	\$126,459	\$120,003
Ratio of net expenses to average net assets	0.98%	0.99%	1.00%	1.03%	1.03%
Ratio of total expenses to average net assets	1.11%	1.11%	1.10%	1.11%	1.11%
Ratio of net investment income to average net assets	5.89%	5.18%	4.15%	5.04%	5.26%
Portfolio turnover rate ^(d)	26%	39%	56%	71%	80%

(a) Calculated based on the average shares outstanding methodology.

(b) Amount is less than \$0.005 per share.

(c) Assumes investment at the NAV at the beginning of the year, reinvestment of all dividends and distributions, a complete redemption of the investment at the NAV at the end of the year and no sales or redemption charges (if any). Total returns would be reduced if a sales or redemption charge was taken into account. Returns do not reflect the impact of taxes to shareholders relating to Fund distributions or the redemption of Fund shares.

(d) The Fund's portfolio turnover rate is calculated in accordance with regulatory requirements, without regard to transactions involving short term investments and certain derivatives. If such transactions were included, the Fund's portfolio turnover rate may be higher.

	Goldman Sachs High Yield Fund				
	Class C Shares				
	Year Ended March 31,				
	2024	2023	2022	2021	2020
Per Share Data					
Net asset value, beginning of year	\$ 5.42	\$ 6.01	\$ 6.40	\$ 5.47	\$ 6.32
Net investment income ^(a)	0.28	0.24	0.22	0.26	0.29
Net realized and unrealized gain (loss)	0.16	(0.57)	(0.37)	0.95	(0.84)
Total from investment operations	0.44	(0.33)	(0.15)	1.21	(0.55)
Distributions to shareholders from net investment income	(0.28)	(0.24)	(0.22)	(0.28)	(0.30)
Distributions to shareholders from return of capital	(0.01)	(0.02)	(0.02)	—	— ^(b)
Total distributions	(0.29)	(0.26)	(0.24)	(0.28)	(0.30)
Net asset value, end of year	\$ 5.57	\$ 5.42	\$ 6.01	\$ 6.40	\$ 5.47
Total return^(c)	8.26%	(5.38)%	(2.50)%	22.12%	(9.02)%
Net assets, end of year (in 000s)	\$3,936	\$3,721	\$5,607	\$6,448	\$9,942
Ratio of net expenses to average net assets	1.73%	1.74%	1.75%	1.78%	1.78%
Ratio of total expenses to average net assets	1.86%	1.86%	1.85%	1.86%	1.86%
Ratio of net investment income to average net assets	5.14%	4.41%	3.40%	4.27%	4.52%
Portfolio turnover rate ^(d)	26%	39%	56%	71%	80%

(a) Calculated based on the average shares outstanding methodology.

(b) Amount is less than \$0.005 per share.

(c) Assumes investment at the NAV at the beginning of the year, reinvestment of all dividends and distributions, a complete redemption of the investment at the NAV at the end of the year and no sales or redemption charges (if any). Total returns would be reduced if a sales or redemption charge was taken into account. Returns do not reflect the impact of taxes to shareholders relating to Fund distributions or the redemption of Fund shares.

(d) The Fund's portfolio turnover rate is calculated in accordance with regulatory requirements, without regard to transactions involving short term investments and certain derivatives. If such transactions were included, the Fund's portfolio turnover rate may be higher.

	Goldman Sachs High Yield Fund				
	Institutional Shares				
	Year Ended March 31,				
	2024	2023	2022	2021	2020
Per Share Data					
Net asset value, beginning of year	\$ 5.43	\$ 6.02	\$ 6.41	\$ 5.48	\$ 6.33
Net investment income ^(a)	0.34	0.30	0.28	0.33	0.35
Net realized and unrealized gain (loss)	0.15	(0.57)	(0.36)	0.94	(0.83)
Total from investment operations	0.49	(0.27)	(0.08)	1.27	(0.48)
Distributions to shareholders from net investment income	(0.33)	(0.30)	(0.28)	(0.34)	(0.37)
Distributions to shareholders from return of capital	(0.01)	(0.02)	(0.03)	—	— ^(b)
Total distributions	(0.34)	(0.32)	(0.31)	(0.34)	(0.37)
Net asset value, end of year	\$ 5.58	\$ 5.43	\$ 6.02	\$ 6.41	\$ 5.48
Total return^(c)	9.38%	(4.38)%	(1.48)%	23.34%	(8.05)%
Net assets, end of year (in 000s)	\$169,826	\$178,298	\$263,256	\$295,209	\$250,926
Ratio of net expenses to average net assets	0.69%	0.71%	0.72%	0.75%	0.75%
Ratio of total expenses to average net assets	0.78%	0.78%	0.77%	0.78%	0.77%
Ratio of net investment income to average net assets	6.19%	5.44%	4.43%	5.29%	5.55%
Portfolio turnover rate ^(d)	26%	39%	56%	71%	80%

(a) Calculated based on the average shares outstanding methodology.

(b) Amount is less than \$0.005 per share.

(c) Assumes investment at the NAV at the beginning of the year, reinvestment of all dividends and distributions, a complete redemption of the investment at the NAV at the end of the year and no sales or redemption charges (if any). Total returns would be reduced if a sales or redemption charge was taken into account. Returns do not reflect the impact of taxes to shareholders relating to Fund distributions or the redemption of Fund shares.

(d) The Fund's portfolio turnover rate is calculated in accordance with regulatory requirements, without regard to transactions involving short term investments and certain derivatives. If such transactions were included, the Fund's portfolio turnover rate may be higher.

	Goldman Sachs High Yield Fund				
	Service Shares				
	Year Ended March 31,				
	2024	2023	2022	2021	2020
Per Share Data					
Net asset value, beginning of year	\$ 5.41	\$ 6.00	\$ 6.39	\$ 5.46	\$ 6.31
Net investment income ^(a)	0.31	0.27	0.25	0.30	0.32
Net realized and unrealized gain (loss)	0.16	(0.57)	(0.37)	0.94	(0.84)
Total from investment operations	0.47	(0.30)	(0.12)	1.24	(0.52)
Distributions to shareholders from net investment income	(0.30)	(0.27)	(0.24)	(0.31)	(0.33)
Distributions to shareholders from return of capital	(0.01)	(0.02)	(0.03)	—	— ^(b)
Total distributions	(0.31)	(0.29)	(0.27)	(0.31)	(0.33)
Net asset value, end of year	\$ 5.57	\$ 5.41	\$ 6.00	\$ 6.39	\$ 5.46
Total return^(c)	9.04%	(4.89)%	(1.99)%	22.80%	(8.56)%
Net assets, end of year (in 000s)	\$4,375	\$4,258	\$6,867	\$8,331	\$5,563
Ratio of net expenses to average net assets	1.19%	1.21%	1.22%	1.25%	1.25%
Ratio of total expenses to average net assets	1.28%	1.28%	1.27%	1.28%	1.27%
Ratio of net investment income to average net assets	5.68%	4.92%	3.94%	4.80%	5.05%
Portfolio turnover rate ^(d)	26%	39%	56%	71%	80%

(a) Calculated based on the average shares outstanding methodology.

(b) Amount is less than \$0.005 per share.

(c) Assumes investment at the NAV at the beginning of the year, reinvestment of all dividends and distributions, a complete redemption of the investment at the NAV at the end of the year and no sales or redemption charges (if any). Total returns would be reduced if a sales or redemption charge was taken into account. Returns do not reflect the impact of taxes to shareholders relating to Fund distributions or the redemption of Fund shares.

(d) The Fund's portfolio turnover rate is calculated in accordance with regulatory requirements, without regard to transactions involving short term investments and certain derivatives. If such transactions were included, the Fund's portfolio turnover rate may be higher.

	Goldman Sachs High Yield Fund				
	Investor Shares				
	Year Ended March 31,				
	2024	2023	2022	2021	2020
Per Share Data					
Net asset value, beginning of year	\$ 5.43	\$ 6.02	\$ 6.40	\$ 5.48	\$ 6.33
Net investment income ^(a)	0.33	0.30	0.28	0.33	0.35
Net realized and unrealized gain (loss)	0.16	(0.57)	(0.36)	0.93	(0.83)
Total from investment operations	0.49	(0.27)	(0.08)	1.26	(0.48)
Distributions to shareholders from net investment income	(0.33)	(0.30)	(0.27)	(0.34)	(0.37)
Distributions to shareholders from return of capital	(0.01)	(0.02)	(0.03)	—	— ^(b)
Total distributions	(0.34)	(0.32)	(0.30)	(0.34)	(0.37)
Net asset value, end of year	\$ 5.58	\$ 5.43	\$ 6.02	\$ 6.40	\$ 5.48
Total return^(c)	9.33%	(4.25)%	(1.52)%	23.34%	(8.25)%
Net assets, end of year (in 000s)	\$7,242	\$7,715	\$16,174	\$14,217	\$13,268
Ratio of net expenses to average net assets	0.73%	0.74%	0.75%	0.78%	0.78%
Ratio of total expenses to average net assets	0.86%	0.86%	0.85%	0.86%	0.86%
Ratio of net investment income to average net assets	6.14%	5.40%	4.40%	5.29%	5.52%
Portfolio turnover rate ^(d)	26%	39%	56%	71%	80%

(a) Calculated based on the average shares outstanding methodology.

(b) Amount is less than \$0.005 per share.

(c) Assumes investment at the NAV at the beginning of the year, reinvestment of all dividends and distributions, a complete redemption of the investment at the NAV at the end of the year and no sales or redemption charges (if any). Total returns would be reduced if a sales or redemption charge was taken into account. Returns do not reflect the impact of taxes to shareholders relating to Fund distributions or the redemption of Fund shares.

(d) The Fund's portfolio turnover rate is calculated in accordance with regulatory requirements, without regard to transactions involving short term investments and certain derivatives. If such transactions were included, the Fund's portfolio turnover rate may be higher.

	Goldman Sachs High Yield Fund				
	Class R Shares				
	Year Ended March 31,				
	2024	2023	2022	2021	2020
Per Share Data					
Net asset value, beginning of year	\$ 5.41	\$ 6.00	\$ 6.38	\$ 5.47	\$ 6.31
Net investment income ^(a)	0.31	0.27	0.25	0.30	0.32
Net realized and unrealized gain (loss)	0.15	(0.57)	(0.36)	0.92	(0.83)
Total from investment operations	0.46	(0.30)	(0.11)	1.22	(0.51)
Distributions to shareholders from net investment income	(0.30)	(0.27)	(0.24)	(0.31)	(0.33)
Distributions to shareholders from return of capital	(0.01)	(0.02)	(0.03)	—	— ^(b)
Total distributions	(0.31)	(0.29)	(0.27)	(0.31)	(0.33)
Net asset value, end of year	\$ 5.56	\$ 5.41	\$ 6.00	\$ 6.38	\$ 5.47
Total return^(c)	8.80%	(4.92)%	(1.87)%	22.57%	(8.58)%
Net assets, end of year (in 000s)	\$4,512	\$3,816	\$4,551	\$6,089	\$9,899
Ratio of net expenses to average net assets	1.23%	1.24%	1.25%	1.28%	1.28%
Ratio of total expenses to average net assets	1.36%	1.36%	1.35%	1.36%	1.36%
Ratio of net investment income to average net assets	5.64%	4.93%	3.90%	4.84%	5.01%
Portfolio turnover rate ^(d)	26%	39%	56%	71%	80%

(a) Calculated based on the average shares outstanding methodology.

(b) Amount is less than \$0.005 per share.

(c) Assumes investment at the NAV at the beginning of the year, reinvestment of all dividends and distributions, a complete redemption of the investment at the NAV at the end of the year and no sales or redemption charges (if any). Total returns would be reduced if a sales or redemption charge was taken into account. Returns do not reflect the impact of taxes to shareholders relating to Fund distributions or the redemption of Fund shares.

(d) The Fund's portfolio turnover rate is calculated in accordance with regulatory requirements, without regard to transactions involving short term investments and certain derivatives. If such transactions were included, the Fund's portfolio turnover rate may be higher.

	Goldman Sachs High Yield Fund				
	Class R6 Shares				
	Year Ended March 31,				
	2024	2023	2022	2021	2020
Per Share Data					
Net asset value, beginning of year	\$ 5.44	\$ 6.03	\$ 6.42	\$ 5.49	\$ 6.34
Net investment income ^(a)	0.34	0.29	0.28	0.33	0.35
Net realized and unrealized gain (loss)	0.15	(0.56)	(0.36)	0.94	(0.83)
Total from investment operations	0.49	(0.27)	(0.08)	1.27	(0.48)
Distributions to shareholders from net investment income	(0.33)	(0.30)	(0.28)	(0.34)	(0.37)
Distributions to shareholders from return of capital	(0.01)	(0.02)	(0.03)	—	— ^(b)
Total distributions	(0.34)	(0.32)	(0.31)	(0.34)	(0.37)
Net asset value, end of year	\$ 5.59	\$ 5.44	\$ 6.03	\$ 6.42	\$ 5.49
Total return^(c)	9.39%	(4.36)%	(1.46)%	23.32%	(8.02)%
Net assets, end of year (in 000s)	\$37,844	\$16,748	\$70,219	\$41,825	\$49,791
Ratio of net expenses to average net assets	0.68%	0.70%	0.71%	0.74%	0.74%
Ratio of total expenses to average net assets	0.77%	0.77%	0.76%	0.77%	0.76%
Ratio of net investment income to average net assets	6.17%	5.31%	4.45%	5.31%	5.55%
Portfolio turnover rate ^(d)	26%	39%	56%	71%	80%

(a) Calculated based on the average shares outstanding methodology.

(b) Amount is less than \$0.005 per share.

(c) Assumes investment at the NAV at the beginning of the year, reinvestment of all dividends and distributions, a complete redemption of the investment at the NAV at the end of the year and no sales or redemption charges (if any). Total returns would be reduced if a sales or redemption charge was taken into account. Returns do not reflect the impact of taxes to shareholders relating to Fund distributions or the redemption of Fund shares.

(d) The Fund's portfolio turnover rate is calculated in accordance with regulatory requirements, without regard to transactions involving short term investments and certain derivatives. If such transactions were included, the Fund's portfolio turnover rate may be higher.

	Goldman Sachs High Yield Floating Rate Fund				
	Class A Shares				
	Year Ended March 31,				
	2024	2023	2022	2021	2020
Per Share Data					
Net asset value, beginning of year	\$ 8.71	\$ 9.23	\$ 9.36	\$ 7.89	\$ 9.36
Net investment income ^(a)	0.75	0.52	0.29	0.32	0.45
Net realized and unrealized gain (loss)	0.18	(0.46)	(0.13)	1.48	(1.47)
Total from investment operations	0.93	0.06	0.16	1.80	(1.02)
Distributions to shareholders from net investment income	(0.73)	(0.58)	(0.29)	(0.33)	(0.45)
Distributions to shareholders from return of capital	(0.02)	—	—	—	—
Total distributions	(0.75)	(0.58)	(0.29)	(0.33)	(0.45)
Net asset value, end of year	\$ 8.89	\$ 8.71	\$ 9.23	\$ 9.36	\$ 7.89
Total return^(b)	11.23%	0.77%	1.83%	22.96%	(11.44)%
Net assets, end of year (in 000s)	\$6,260	\$2,959	\$3,623	\$3,583	\$ 2,788
Ratio of net expenses to average net assets after interest expense	1.07%	1.06%	0.96%	1.06%	1.04%
Ratio of net expenses to average net assets before interest expense	1.03%	0.99%	0.94%	1.01%	1.03%
Ratio of total expenses to average net assets after interest expense	1.08%	1.07%	0.98%	1.11%	1.04%
Ratio of net investment income to average net assets	8.55%	5.89%	3.05%	3.62%	4.86%
Portfolio turnover rate ^(c)	29%	24%	26%	53%	39%

(a) Calculated based on the average shares outstanding methodology.

(b) Assumes investment at the NAV at the beginning of the year, reinvestment of all dividends and distributions, a complete redemption of the investment at the NAV at the end of the year and no sales or redemption charges (if any). Total returns would be reduced if a sales or redemption charge was taken into account. Returns do not reflect the impact of taxes to shareholders relating to Fund distributions or the redemption of Fund shares.

(c) The Fund's portfolio turnover rate is calculated in accordance with regulatory requirements, without regard to transactions involving short term investments and certain derivatives. If such transactions were included, the Fund's portfolio turnover rate may be higher.

	Goldman Sachs High Yield Floating Rate Fund				
	Class C Shares				
	Year Ended March 31,				
	2024	2023	2022	2021	2020
Per Share Data					
Net asset value, beginning of year	\$ 8.71	\$ 9.23	\$ 9.36	\$ 7.89	\$ 9.36
Net investment income ^(a)	0.69	0.44	0.22	0.26	0.38
Net realized and unrealized gain (loss)	0.19	(0.45)	(0.13)	1.47	(1.47)
Total from investment operations	0.88	(0.01)	0.09	1.73	(1.09)
Distributions to shareholders from net investment income	(0.67)	(0.51)	(0.22)	(0.26)	(0.38)
Distributions to shareholders from return of capital	(0.02)	—	—	—	—
Total distributions	(0.69)	(0.51)	(0.22)	(0.26)	(0.38)
Net asset value, end of year	\$ 8.90	\$ 8.71	\$ 9.23	\$ 9.36	\$ 7.89
Total return^(b)	10.41%	0.02%	0.96%	22.18%	(12.10)%
Net assets, end of year (in 000s)	\$ 898	\$ 731	\$1,178	\$ 578	\$ 673
Ratio of net expenses to average net assets after interest expense	1.83%	1.80%	1.71%	1.81%	1.79%
Ratio of net expenses to average net assets before interest expense	1.77%	1.74%	1.69%	1.76%	1.77%
Ratio of total expenses to average net assets after interest expense	1.83%	1.81%	1.73%	1.87%	1.79%
Ratio of net investment income to average net assets	7.77%	5.01%	2.31%	2.93%	4.12%
Portfolio turnover rate ^(c)	29%	24%	26%	53%	39%

(a) Calculated based on the average shares outstanding methodology.

(b) Assumes investment at the NAV at the beginning of the year, reinvestment of all dividends and distributions, a complete redemption of the investment at the NAV at the end of the year and no sales or redemption charges (if any). Total returns would be reduced if a sales or redemption charge was taken into account. Returns do not reflect the impact of taxes to shareholders relating to Fund distributions or the redemption of Fund shares.

(c) The Fund's portfolio turnover rate is calculated in accordance with regulatory requirements, without regard to transactions involving short term investments and certain derivatives. If such transactions were included, the Fund's portfolio turnover rate may be higher.

	Goldman Sachs High Yield Floating Rate Fund				
	Institutional Shares				
	Year Ended March 31,				
	2024	2023	2022	2021	2020
Per Share Data					
Net asset value, beginning of year	\$ 8.71	\$ 9.23	\$ 9.36	\$ 7.90	\$ 9.36
Net investment income ^(a)	0.78	0.58	0.32	0.36	0.48
Net realized and unrealized gain (loss)	0.18	(0.49)	(0.13)	1.46	(1.45)
Total from investment operations	0.96	0.09	0.19	1.82	(0.97)
Distributions to shareholders from net investment income	(0.76)	(0.61)	(0.32)	(0.36)	(0.49)
Distributions to shareholders from return of capital	(0.02)	—	—	—	—
Total distributions	(0.78)	(0.61)	(0.32)	(0.36)	(0.49)
Net asset value, end of year	\$ 8.89	\$ 8.71	\$ 9.23	\$ 9.36	\$ 7.90
Total return^(b)	11.59%	1.10%	2.06%	23.34%	(11.03)%
Net assets, end of year (in 000s)	\$200,199	\$131,964	\$71,792	\$75,149	\$79,977
Ratio of net expenses to average net assets after interest expense	0.75%	0.75%	0.63%	0.72%	0.70%
Ratio of net expenses to average net assets before interest expense	0.70%	0.67%	0.61%	0.67%	0.68%
Ratio of total expenses to average net assets after interest expense	0.75%	0.75%	0.65%	0.76%	0.70%
Ratio of net investment income to average net assets	8.88%	6.58%	3.38%	3.99%	5.16%
Portfolio turnover rate ^(c)	29%	24%	26%	53%	39%

(a) Calculated based on the average shares outstanding methodology.

(b) Assumes investment at the NAV at the beginning of the year, reinvestment of all dividends and distributions, a complete redemption of the investment at the NAV at the end of the year and no sales or redemption charges (if any). Total returns would be reduced if a sales or redemption charge was taken into account. Returns do not reflect the impact of taxes to shareholders relating to Fund distributions or the redemption of Fund shares.

(c) The Fund's portfolio turnover rate is calculated in accordance with regulatory requirements, without regard to transactions involving short term investments and certain derivatives. If such transactions were included, the Fund's portfolio turnover rate may be higher.

Goldman Sachs High Yield Floating Rate Fund

Investor Shares

Year Ended March 31,

	2024	2023	2022	2021	2020
Per Share Data					
Net asset value, beginning of year	\$ 8.73	\$ 9.25	\$ 9.38	\$ 7.91	\$ 9.38
Net investment income ^(a)	0.77	0.57	0.31	0.34	0.48
Net realized and unrealized gain (loss)	0.20	(0.49)	(0.13)	1.48	(1.47)
Total from investment operations	0.97	0.08	0.18	1.82	(0.99)
Distributions to shareholders from net investment income	(0.76)	(0.60)	(0.31)	(0.35)	(0.48)
Distributions to shareholders from return of capital	(0.02)	—	—	—	—
Total distributions	(0.78)	(0.60)	(0.31)	(0.35)	(0.48)
Net asset value, end of year	\$ 8.92	\$ 8.73	\$ 9.25	\$ 9.38	\$ 7.91
Total return^(b)	11.62%	1.04%	1.98%	23.35%	(11.18)%
Net assets, end of year (in 000s)	\$18,874	\$6,217	\$6,293	\$3,825	\$ 705
Ratio of net expenses to average net assets after interest expense	0.82%	0.83%	0.71%	0.80%	0.78%
Ratio of net expenses to average net assets before interest expense	0.77%	0.75%	0.69%	0.75%	0.77%
Ratio of total expenses to average net assets after interest expense	0.82%	0.83%	0.73%	0.84%	0.78%
Ratio of net investment income to average net assets	8.74%	6.45%	3.30%	3.74%	5.14%
Portfolio turnover rate ^(c)	29%	24%	26%	53%	39%

(a) Calculated based on the average shares outstanding methodology.

(b) Assumes investment at the NAV at the beginning of the year, reinvestment of all dividends and distributions, a complete redemption of the investment at the NAV at the end of the year and no sales or redemption charges (if any). Total returns would be reduced if a sales or redemption charge was taken into account. Returns do not reflect the impact of taxes to shareholders relating to Fund distributions or the redemption of Fund shares.

(c) The Fund's portfolio turnover rate is calculated in accordance with regulatory requirements, without regard to transactions involving short term investments and certain derivatives. If such transactions were included, the Fund's portfolio turnover rate may be higher.

	Goldman Sachs High Yield Floating Rate Fund				
	Class R Shares				
	Year Ended March 31,				
	2024	2023	2022	2021	2020
Per Share Data					
Net asset value, beginning of year	\$ 8.71	\$ 9.23	\$ 9.35	\$ 7.89	\$ 9.36
Net investment income ^(a)	0.73	0.59	0.26	0.30	0.44
Net realized and unrealized gain (loss)	0.19	(0.56)	(0.11)	1.47	(1.48)
Total from investment operations	0.92	0.03	0.15	1.77	(1.04)
Distributions to shareholders from net investment income	(0.71)	(0.55)	(0.27)	(0.31)	(0.43)
Distributions to shareholders from return of capital	(0.02)	—	—	—	—
Total distributions	(0.73)	(0.55)	(0.27)	(0.31)	(0.43)
Net asset value, end of year	\$ 8.90	\$ 8.71	\$ 9.23	\$ 9.35	\$ 7.89
Total return^(b)	10.96%	0.52%	1.58%	22.69%	(11.64)%
Net assets, end of year (in 000s)	\$ 283	\$ 249	\$ 68	\$ 13	\$ 11
Ratio of net expenses to average net assets after interest expense	1.33%	1.38%	1.18%	1.29%	1.27%
Ratio of net expenses to average net assets before interest expense	1.28%	1.27%	1.17%	1.25%	1.26%
Ratio of total expenses to average net assets after interest expense	1.33%	1.39%	1.20%	1.34%	1.27%
Ratio of net investment income to average net assets	8.30%	6.68%	2.79%	3.38%	4.75%
Portfolio turnover rate ^(c)	29%	24%	26%	53%	39%

(a) Calculated based on the average shares outstanding methodology.

(b) Assumes investment at the NAV at the beginning of the year, reinvestment of all dividends and distributions, a complete redemption of the investment at the NAV at the end of the year and no sales or redemption charges (if any). Total returns would be reduced if a sales or redemption charge was taken into account. Returns do not reflect the impact of taxes to shareholders relating to Fund distributions or the redemption of Fund shares.

(c) The Fund's portfolio turnover rate is calculated in accordance with regulatory requirements, without regard to transactions involving short term investments and certain derivatives. If such transactions were included, the Fund's portfolio turnover rate may be higher.

	Goldman Sachs High Yield Floating Rate Fund				
	Class R6 Shares				
	Year Ended March 31,				
	2024	2023	2022	2021	2020
Per Share Data					
Net asset value, beginning of year	\$ 8.72	\$ 9.24	\$ 9.36	\$ 7.90	\$ 9.37
Net investment income ^(a)	0.78	0.43	0.32	0.33	0.49
Net realized and unrealized gain (loss)	0.19	(0.34)	(0.12)	1.49	(1.47)
Total from investment operations	0.97	0.09	0.20	1.82	(0.98)
Distributions to shareholders from net investment income	(0.76)	(0.61)	(0.32)	(0.36)	(0.49)
Distributions to shareholders from return of capital	(0.02)	—	—	—	—
Total distributions	(0.78)	(0.61)	(0.32)	(0.36)	(0.49)
Net asset value, end of year	\$ 8.91	\$ 8.72	\$ 9.24	\$ 9.36	\$ 7.90
Total return^(b)	11.60%	1.12%	2.18%	23.35%	(11.11)%
Net assets, end of year (in 000s)	\$27,820	\$17,687	\$355,784	\$143,999	\$24,486
Ratio of net expenses to average net assets after interest expense	0.73%	0.63%	0.62%	0.70%	0.69%
Ratio of net expenses to average net assets before interest expense	0.69%	0.62%	0.62%	0.57%	0.67%
Ratio of total expenses to average net assets after interest expense	0.74%	0.64%	0.64%	0.75%	0.69%
Ratio of net investment income to average net assets	8.86%	4.84%	3.41%	3.59%	5.20%
Portfolio turnover rate ^(c)	29%	24%	26%	53%	39%

(a) Calculated based on the average shares outstanding methodology.

(b) Assumes investment at the NAV at the beginning of the year, reinvestment of all dividends and distributions, a complete redemption of the investment at the NAV at the end of the year and no sales or redemption charges (if any). Total returns would be reduced if a sales or redemption charge was taken into account. Returns do not reflect the impact of taxes to shareholders relating to Fund distributions or the redemption of Fund shares.

(c) The Fund's portfolio turnover rate is calculated in accordance with regulatory requirements, without regard to transactions involving short term investments and certain derivatives. If such transactions were included, the Fund's portfolio turnover rate may be higher.

	Goldman Sachs Investment Grade Credit Fund				
	Class A Shares				
	Year Ended March 31,				
	2024	2023	2022	2021	2020
Per Share Data					
Net asset value, beginning of year	\$ 7.97	\$ 8.76	\$ 9.59	\$ 8.96	\$ 9.16
Net investment income ^(a)	0.30	0.24	0.20	0.24	0.27
Net realized and unrealized gain (loss)	0.05	(0.76)	(0.58)	0.77	(0.06)
Total from investment operations	0.35	(0.52)	(0.38)	1.01	0.21
Distributions to shareholders from net investment income	(0.29)	(0.24)	(0.17)	(0.25)	(0.29)
Distributions to shareholders from net realized gains	—	—	(0.22)	(0.13)	(0.12)
Distributions to shareholders from return of capital	(0.04)	(0.03)	(0.06)	—	—
Total distributions	(0.33)	(0.27)	(0.45)	(0.38)	(0.41)
Net asset value, end of year	\$ 7.99	\$ 7.97	\$ 8.76	\$ 9.59	\$ 8.96
Total return^(b)	4.53%	(5.71)%	(4.42)%	11.23%	1.98%
Net assets, end of year (in 000s)	\$6,398	\$6,130	\$8,652	\$9,743	\$9,832
Ratio of net expenses to average net assets	0.71%	0.71%	0.71%	0.72%	0.72%
Ratio of total expenses to average net assets	0.78%	0.79%	0.79%	0.79%	0.81%
Ratio of net investment income to average net assets	3.82%	3.02%	2.04%	2.40%	2.86%
Portfolio turnover rate ^(c)	49%	58%	31%	69%	76%

(a) Calculated based on the average shares outstanding methodology.

(b) Assumes investment at the NAV at the beginning of the year, reinvestment of all dividends and distributions, a complete redemption of the investment at the NAV at the end of the year and no sales or redemption charges (if any). Total returns would be reduced if a sales or redemption charge was taken into account. Returns do not reflect the impact of taxes to shareholders relating to Fund distributions or the redemption of Fund shares.

(c) The Fund's portfolio turnover rate is calculated in accordance with regulatory requirements, without regard to transactions involving short term investments and certain derivatives. If such transactions were included, the Fund's portfolio turnover rate may be higher.

	Goldman Sachs Investment Grade Credit Fund				
	Institutional Shares				
	Year Ended March 31,				
	2024	2023	2022	2021	2020
Per Share Data					
Net asset value, beginning of year	\$ 7.97	\$ 8.76	\$ 9.59	\$ 8.96	\$ 9.17
Net investment income ^(a)	0.33	0.27	0.23	0.27	0.30
Net realized and unrealized gain (loss)	0.06	(0.76)	(0.58)	0.78	(0.07)
Total from investment operations	0.39	(0.49)	(0.35)	1.05	0.23
Distributions to shareholders from net investment income	(0.31)	(0.27)	(0.20)	(0.29)	(0.32)
Distributions to shareholders from net realized gains	—	—	(0.22)	(0.13)	(0.12)
Distributions to shareholders from return of capital	(0.05)	(0.03)	(0.06)	—	—
Total distributions	(0.36)	(0.30)	(0.48)	(0.42)	(0.44)
Net asset value, end of year	\$ 8.00	\$ 7.97	\$ 8.76	\$ 9.59	\$ 8.96
Total return^(b)	4.87%	(5.50)%	(4.00)%	11.47%	2.44%
Net assets, end of year (in 000s)	\$74,962	\$64,706	\$66,925	\$123,553	\$51,976
Ratio of net expenses to average net assets	0.38%	0.38%	0.38%	0.38%	0.38%
Ratio of total expenses to average net assets	0.45%	0.46%	0.46%	0.45%	0.47%
Ratio of net investment income to average net assets	4.15%	3.38%	2.38%	2.69%	3.19%
Portfolio turnover rate ^(c)	49%	58%	31%	69%	76%

(a) Calculated based on the average shares outstanding methodology.

(b) Assumes investment at the NAV at the beginning of the year, reinvestment of all dividends and distributions, a complete redemption of the investment at the NAV at the end of the year and no sales or redemption charges (if any). Total returns would be reduced if a sales or redemption charge was taken into account. Returns do not reflect the impact of taxes to shareholders relating to Fund distributions or the redemption of Fund shares.

(c) The Fund's portfolio turnover rate is calculated in accordance with regulatory requirements, without regard to transactions involving short term investments and certain derivatives. If such transactions were included, the Fund's portfolio turnover rate may be higher.

	Goldman Sachs Investment Grade Credit Fund				
	Investor Shares				
	Year Ended March 31,				
	2024	2023	2022	2021	2020
Per Share Data					
Net asset value, beginning of year	\$ 7.97	\$ 8.76	\$ 9.59	\$ 8.96	\$ 9.17
Net investment income ^(a)	0.32	0.27	0.22	0.26	0.30
Net realized and unrealized gain (loss)	0.05	(0.77)	(0.58)	0.78	(0.07)
Total from investment operations	0.37	(0.50)	(0.36)	1.04	0.23
Distributions to shareholders from net investment income	(0.30)	(0.26)	(0.19)	(0.28)	(0.32)
Distributions to shareholders from net realized gains	—	—	(0.22)	(0.13)	(0.12)
Distributions to shareholders from return of capital	(0.05)	(0.03)	(0.06)	—	—
Total distributions	(0.35)	(0.29)	(0.47)	(0.41)	(0.44)
Net asset value, end of year	\$ 7.99	\$ 7.97	\$ 8.76	\$ 9.59	\$ 8.96
Total return^(b)	4.79%	(5.58)%	(4.07)%	11.38%	2.35%
Net assets, end of year (in 000s)	\$10,499	\$11,844	\$3,815	\$5,364	\$4,628
Ratio of net expenses to average net assets	0.46%	0.46%	0.46%	0.46%	0.47%
Ratio of total expenses to average net assets	0.53%	0.54%	0.54%	0.54%	0.56%
Ratio of net investment income to average net assets	4.07%	3.39%	2.30%	2.63%	3.10%
Portfolio turnover rate ^(c)	49%	58%	31%	69%	76%

(a) Calculated based on the average shares outstanding methodology.

(b) Assumes investment at the NAV at the beginning of the year, reinvestment of all dividends and distributions, a complete redemption of the investment at the NAV at the end of the year and no sales or redemption charges (if any). Total returns would be reduced if a sales or redemption charge was taken into account. Returns do not reflect the impact of taxes to shareholders relating to Fund distributions or the redemption of Fund shares.

(c) The Fund's portfolio turnover rate is calculated in accordance with regulatory requirements, without regard to transactions involving short term investments and certain derivatives. If such transactions were included, the Fund's portfolio turnover rate may be higher.

	Goldman Sachs Investment Grade Credit Fund				
	Separate Account Institutional Shares				
	Year Ended March 31,				
	2024	2023	2022	2021	2020
Per Share Data					
Net asset value, beginning of year	\$ 7.97	\$ 8.76	\$ 9.60	\$ 8.97	\$ 9.17
Net investment income ^(a)	0.33	0.27	0.23	0.27	0.31
Net realized and unrealized gain (loss)	0.06	(0.76)	(0.59)	0.78	(0.07)
Total from investment operations	0.39	(0.49)	(0.36)	1.05	0.24
Distributions to shareholders from net investment income	(0.31)	(0.27)	(0.20)	(0.29)	(0.32)
Distributions to shareholders from net realized gains	—	—	(0.22)	(0.13)	(0.12)
Distributions to shareholders from return of capital	(0.05)	(0.03)	(0.06)	—	—
Total distributions	(0.36)	(0.30)	(0.48)	(0.42)	(0.44)
Net asset value, end of year	\$ 8.00	\$ 7.97	\$ 8.76	\$ 9.60	\$ 8.97
Total return^(b)	4.88%	(5.38)%	(4.09)%	11.60%	2.45%
Net assets, end of year (in 000s)	\$92,291	\$102,580	\$123,397	\$176,606	\$226,962
Ratio of net expenses to average net assets	0.37%	0.37%	0.37%	0.37%	0.37%
Ratio of total expenses to average net assets	0.44%	0.45%	0.45%	0.45%	0.46%
Ratio of net investment income to average net assets	4.16%	3.38%	2.39%	2.75%	3.21%
Portfolio turnover rate ^(c)	49%	58%	31%	69%	76%

(a) Calculated based on the average shares outstanding methodology.

(b) Assumes investment at the NAV at the beginning of the year, reinvestment of all dividends and distributions, a complete redemption of the investment at the NAV at the end of the year and no sales or redemption charges (if any). Total returns would be reduced if a sales or redemption charge was taken into account. Returns do not reflect the impact of taxes to shareholders relating to Fund distributions or the redemption of Fund shares.

(c) The Fund's portfolio turnover rate is calculated in accordance with regulatory requirements, without regard to transactions involving short term investments and certain derivatives. If such transactions were included, the Fund's portfolio turnover rate may be higher.

	Goldman Sachs Investment Grade Credit Fund				
	Class R6 Shares				
	Year Ended March 31,				
	2024	2023	2022	2021	2020
Per Share Data					
Net asset value, beginning of year	\$ 7.97	\$ 8.76	\$ 9.59	\$ 8.96	\$ 9.17
Net investment income ^(a)	0.32	0.27	0.22	0.27	0.31
Net realized and unrealized gain (loss)	0.07	(0.76)	(0.57)	0.78	(0.08)
Total from investment operations	0.39	(0.49)	(0.35)	1.05	0.23
Distributions to shareholders from net investment income	(0.31)	(0.27)	(0.20)	(0.29)	(0.32)
Distributions to shareholders from net realized gains	—	—	(0.22)	(0.13)	(0.12)
Distributions to shareholders from return of capital	(0.05)	(0.03)	(0.06)	—	—
Total distributions	(0.36)	(0.30)	(0.48)	(0.42)	(0.44)
Net asset value, end of year	\$ 8.00	\$ 7.97	\$ 8.76	\$ 9.59	\$ 8.96
Total return^(b)	4.88%	(5.38)%	(3.99)%	11.48%	2.45%
Net assets, end of year (in 000s)	\$214,350	\$274,325	\$320,086	\$1,228	\$ 978
Ratio of net expenses to average net assets	0.37%	0.37%	0.37%	0.37%	0.37%
Ratio of total expenses to average net assets	0.44%	0.45%	0.45%	0.45%	0.46%
Ratio of net investment income to average net assets	4.14%	3.38%	2.35%	2.74%	3.20%
Portfolio turnover rate ^(c)	49%	58%	31%	69%	76%

(a) Calculated based on the average shares outstanding methodology.

(b) Assumes investment at the NAV at the beginning of the year, reinvestment of all dividends and distributions, a complete redemption of the investment at the NAV at the end of the year and no sales or redemption charges (if any). Total returns would be reduced if a sales or redemption charge was taken into account. Returns do not reflect the impact of taxes to shareholders relating to Fund distributions or the redemption of Fund shares.

(c) The Fund's portfolio turnover rate is calculated in accordance with regulatory requirements, without regard to transactions involving short term investments and certain derivatives. If such transactions were included, the Fund's portfolio turnover rate may be higher.

Goldman Sachs Short Duration High Yield Fund

Class A Shares

Year Ended March 31,

	2024	2023	2022	2021	2020
Per Share Data					
Net asset value, beginning of year	\$ 7.74	\$ 8.52	\$ 8.92	\$ 7.93	\$ 8.71
Net investment income ^(a)	0.47	0.37	0.28	0.28	0.33
Net realized and unrealized gain (loss)	0.14	(0.73)	(0.35)	0.99	(0.73)
Total from investment operations	0.61	(0.36)	(0.07)	1.27	(0.40)
Distributions to shareholders from net investment income	(0.45)	(0.42)	(0.33)	(0.28)	(0.38)
Net asset value, end of year	\$ 7.90	\$ 7.74	\$ 8.52	\$ 8.92	\$ 7.93
Total return^(b)	8.09%	(4.11)%	(0.91)%	16.07%	(4.90)%
Net assets, end of year (in 000s)	\$ 633	\$ 818	\$1,486	\$1,894	\$ 978
Ratio of net expenses to average net assets	1.46%	1.45%	1.46%	1.46%	1.47%
Ratio of total expenses to average net assets	2.21%	1.88%	1.70%	1.72%	1.84%
Ratio of net investment income to average net assets	6.03%	4.67%	3.14%	3.19%	3.74%
Portfolio turnover rate ^(c)	29%	22%	56%	112%	164%

(a) Calculated based on the average shares outstanding methodology.

(b) Assumes investment at the NAV at the beginning of the year, reinvestment of all dividends and distributions, a complete redemption of the investment at the NAV at the end of the year and no sales or redemption charges (if any). Total returns would be reduced if a sales or redemption charge was taken into account. Returns do not reflect the impact of taxes to shareholders relating to Fund distributions or the redemption of Fund shares.

(c) The Fund's portfolio turnover rate is calculated in accordance with regulatory requirements, without regard to transactions involving short term investments and certain derivatives. If such transactions were included, the Fund's portfolio turnover rate may be higher.

	Goldman Sachs Short Duration High Yield Fund				
	Class C Shares				
	Year Ended March 31,				
	2024	2023	2022	2021	2020
Per Share Data					
Net asset value, beginning of year	\$ 7.73	\$ 8.52	\$ 8.91	\$ 7.93	\$ 8.70
Net investment income ^(a)	0.41	0.31	0.21	0.22	0.26
Net realized and unrealized gain (loss)	0.14	(0.74)	(0.34)	0.97	(0.72)
Total from investment operations	0.55	(0.43)	(0.13)	1.19	(0.46)
Distributions to shareholders from net investment income	(0.39)	(0.36)	(0.26)	(0.21)	(0.31)
Net asset value, end of year	\$ 7.89	\$ 7.73	\$ 8.52	\$ 8.91	\$ 7.93
Total return^(b)	7.30%	(4.95)%	(1.54)%	15.08%	(5.50)%
Net assets, end of year (in 000s)	\$ 80	\$ 112	\$ 179	\$ 423	\$ 543
Ratio of net expenses to average net assets	2.22%	2.21%	2.20%	2.21%	2.22%
Ratio of total expenses to average net assets	2.97%	2.64%	2.45%	2.51%	2.60%
Ratio of net investment income to average net assets	5.30%	3.93%	2.36%	2.52%	3.00%
Portfolio turnover rate ^(c)	29%	22%	56%	112%	164%

(a) Calculated based on the average shares outstanding methodology.

(b) Assumes investment at the NAV at the beginning of the year, reinvestment of all dividends and distributions, a complete redemption of the investment at the NAV at the end of the year and no sales or redemption charges (if any). Total returns would be reduced if a sales or redemption charge was taken into account. Returns do not reflect the impact of taxes to shareholders relating to Fund distributions or the redemption of Fund shares.

(c) The Fund's portfolio turnover rate is calculated in accordance with regulatory requirements, without regard to transactions involving short term investments and certain derivatives. If such transactions were included, the Fund's portfolio turnover rate may be higher.

	Goldman Sachs Short Duration High Yield Fund				
	Institutional Shares				
	Year Ended March 31,				
	2024	2023	2022	2021	2020
Per Share Data					
Net asset value, beginning of year	\$ 7.73	\$ 8.51	\$ 8.91	\$ 7.92	\$ 8.70
Net investment income ^(a)	0.49	0.40	0.31	0.31	0.35
Net realized and unrealized gain (loss)	0.15	(0.73)	(0.36)	0.99	(0.72)
Total from investment operations	0.64	(0.33)	(0.05)	1.30	(0.37)
Distributions to shareholders from net investment income	(0.48)	(0.45)	(0.35)	(0.31)	(0.41)
Net asset value, end of year	\$ 7.89	\$ 7.73	\$ 8.51	\$ 8.91	\$ 7.92
Total return^(b)	8.45%	(3.80)%	(0.59)%	16.47%	(4.59)%
Net assets, end of year (in 000s)	\$9,189	\$8,574	\$15,884	\$14,905	\$14,592
Ratio of net expenses to average net assets	1.13%	1.12%	1.12%	1.13%	1.13%
Ratio of total expenses to average net assets	1.88%	1.55%	1.37%	1.42%	1.50%
Ratio of net investment income to average net assets	6.35%	4.98%	3.46%	3.57%	4.07%
Portfolio turnover rate ^(c)	29%	22%	56%	112%	164%

(a) Calculated based on the average shares outstanding methodology.

(b) Assumes investment at the NAV at the beginning of the year, reinvestment of all dividends and distributions, a complete redemption of the investment at the NAV at the end of the year and no sales or redemption charges (if any). Total returns would be reduced if a sales or redemption charge was taken into account. Returns do not reflect the impact of taxes to shareholders relating to Fund distributions or the redemption of Fund shares.

(c) The Fund's portfolio turnover rate is calculated in accordance with regulatory requirements, without regard to transactions involving short term investments and certain derivatives. If such transactions were included, the Fund's portfolio turnover rate may be higher.

	Goldman Sachs Short Duration High Yield Fund				
	Investor Shares				
	Year Ended March 31,				
	2024	2023	2022	2021	2020
Per Share Data					
Net asset value, beginning of year	\$ 7.73	\$ 8.52	\$ 8.92	\$ 7.93	\$ 8.70
Net investment income ^(a)	0.49	0.39	0.30	0.31	0.35
Net realized and unrealized gain (loss)	0.15	(0.74)	(0.35)	0.98	(0.72)
Total from investment operations	0.64	(0.35)	(0.05)	1.29	(0.37)
Distributions to shareholders from net investment income	(0.47)	(0.44)	(0.35)	(0.30)	(0.40)
Net asset value, end of year	\$ 7.90	\$ 7.73	\$ 8.52	\$ 8.92	\$ 7.93
Total return^(b)	8.50%	(4.00)%	(0.66)%	16.36%	(4.56)%
Net assets, end of year (in 000s)	\$ 298	\$1,414	\$2,633	\$2,406	\$2,187
Ratio of net expenses to average net assets	1.21%	1.20%	1.20%	1.21%	1.22%
Ratio of total expenses to average net assets	1.96%	1.63%	1.45%	1.49%	1.59%
Ratio of net investment income to average net assets	6.36%	4.91%	3.38%	3.49%	3.99%
Portfolio turnover rate ^(c)	29%	22%	56%	112%	164%

(a) Calculated based on the average shares outstanding methodology.

(b) Assumes investment at the NAV at the beginning of the year, reinvestment of all dividends and distributions, a complete redemption of the investment at the NAV at the end of the year and no sales or redemption charges (if any). Total returns would be reduced if a sales or redemption charge was taken into account. Returns do not reflect the impact of taxes to shareholders relating to Fund distributions or the redemption of Fund shares.

(c) The Fund's portfolio turnover rate is calculated in accordance with regulatory requirements, without regard to transactions involving short term investments and certain derivatives. If such transactions were included, the Fund's portfolio turnover rate may be higher.

	Goldman Sachs Short Duration High Yield Fund				
	Class R6 Shares				
	Year Ended March 31,				
	2024	2023	2022	2021	2020
Per Share Data					
Net asset value, beginning of year	\$ 7.73	\$ 8.52	\$ 8.91	\$ 7.93	\$ 8.70
Net investment income ^(a)	0.49	0.40	0.31	0.31	0.35
Net realized and unrealized gain (loss)	0.15	(0.74)	(0.34)	0.98	(0.71)
Total from investment operations	0.64	(0.34)	(0.03)	1.29	(0.36)
Distributions to shareholders from net investment income	(0.48)	(0.45)	(0.36)	(0.31)	(0.41)
Net asset value, end of year	\$ 7.89	\$ 7.73	\$ 8.52	\$ 8.91	\$ 7.93
Total return^(b)	8.46%	(3.91)%	(0.46)%	16.33%	(4.46)%
Net assets, end of year (in 000s)	\$8,086	\$6,984	\$5,353	\$1,654	\$2,218
Ratio of net expenses to average net assets	1.12%	1.11%	1.11%	1.12%	1.12%
Ratio of total expenses to average net assets	1.87%	1.55%	1.36%	1.39%	1.50%
Ratio of net investment income to average net assets	6.34%	5.06%	3.51%	3.57%	4.07%
Portfolio turnover rate ^(c)	29%	22%	56%	112%	164%

(a) Calculated based on the average shares outstanding methodology.

(b) Assumes investment at the NAV at the beginning of the year, reinvestment of all dividends and distributions, a complete redemption of the investment at the NAV at the end of the year and no sales or redemption charges (if any). Total returns would be reduced if a sales or redemption charge was taken into account. Returns do not reflect the impact of taxes to shareholders relating to Fund distributions or the redemption of Fund shares.

(c) The Fund's portfolio turnover rate is calculated in accordance with regulatory requirements, without regard to transactions involving short term investments and certain derivatives. If such transactions were included, the Fund's portfolio turnover rate may be higher.

Appendix C

Additional Information About Sales Charge Variations, Waivers and Discounts

The availability of certain sales charge variations, waivers and discounts will depend on whether you purchase your shares directly from the Fund or through an Intermediary. Intermediaries may impose different sales charges and have unique policies and procedures regarding the availability of sales charge waivers and/or discounts (including based on account type), which differ from those described in the Prospectus and are disclosed below. All sales charges and sales charge variations, waivers and discounts available to investors, other than those set forth below, are described in the Prospectus. To the extent an Intermediary notifies the Investment Adviser or Distributor of its intention to impose sales charges or have sales charge waivers and/or discounts that differ from those described in the Prospectus, such information provided by that Intermediary will be disclosed in this Appendix.

In all instances, it is your responsibility to notify your Intermediary at the time of purchase of any relationship or other facts qualifying you for sales charge waivers or discounts. Please contact your Intermediary with questions regarding your eligibility for applicable sales charge variations, waivers and discounts or for additional information regarding your Intermediary's policies for implementing particular sales charge variations, waivers and discounts. For waivers and discounts not available through a particular Intermediary, shareholders will have to purchase shares directly from the Fund or through another Intermediary to receive these waivers or discounts.

In addition to different sales charge variations, waivers and discounts, Intermediaries may have different share class exchange privileges that vary from those described in the Prospectus. You should contact your Intermediary to understand the exchange privileges available to you.

The information provided below for a particular Intermediary is reproduced based on information provided by that Intermediary. An Intermediary's administration and implementation of its particular policies with respect to any variations, waivers and/or discounts is neither supervised nor verified by the Funds, the Investment Adviser or the Distributor.

MERRILL LYNCH

Purchases or sales of front-end (i.e. Class A) or level-load (i.e., Class C) mutual fund shares through a Merrill platform or account will be eligible only for the following sales load waivers (front-end, contingent deferred, or back-end waivers) and discounts, which differ from those disclosed elsewhere in this Fund's prospectus. Purchasers will have to buy mutual fund shares directly from the mutual fund company or through another intermediary to be eligible for waivers or discounts not listed below.

It is the client's responsibility to notify Merrill at the time of purchase or sale of any relationship or other facts that qualify the transaction for a waiver or discount. A Merrill representative may ask for reasonable documentation of such facts and Merrill may condition the granting of a waiver or discount on the timely receipt of such documentation.

Additional information on waivers and discounts is available in the Merrill Sales Load Waiver and Discounts Supplement (the "Merrill SLWD Supplement") and in the Mutual Fund Investing at Merrill pamphlet at ml.com/funds (the referenced Merrill documents and website do not form a part of this prospectus). Clients are encouraged to review these documents and speak with their financial advisor to determine whether a transaction is eligible for a waiver or discount.

Front-end Load Waivers Available at Merrill

- Shares of mutual funds available for purchase by employer-sponsored retirement, deferred compensation, and employee benefit plans (including health savings accounts) and trusts used to fund those plans provided the shares are not held in a commission-based brokerage account and shares are held for the benefit of the plan. For purposes of this provision, employer-sponsored retirement plans do not include SEP IRAs, Simple IRAs, SAR-SEPs or Keogh plans
- Shares purchased through a Merrill investment advisory program
- Brokerage class shares exchanged from advisory class shares due to the holdings moving from a Merrill investment advisory program to a Merrill brokerage account
- Shares purchased through the Merrill Edge Self-Directed platform
- Shares purchased through the systematic reinvestment of capital gains distributions and dividend reinvestment when purchasing shares of the same mutual fund in the same account
- Shares exchanged from level-load shares to front-end load shares of the same mutual fund in accordance with the description in the Merrill SLWD Supplement
- Shares purchased by eligible employees of Merrill or its affiliates and their family members who purchase shares in accounts within the employee's Merrill Household (as defined in the Merrill SLWD Supplement)
- Shares purchased by eligible persons associated with the fund as defined in this prospectus (e.g. the fund's officers or trustees)

- Shares purchased from the proceeds of a mutual fund redemption in front-end load shares provided (1) the repurchase is in a mutual fund within the same fund family; (2) the repurchase occurs within 90 calendar days from the redemption trade date, and (3) the redemption and purchase occur in the same account (known as Rights of Reinstatement). Automated transactions (i.e. systematic purchases and withdrawals) and purchases made after shares are automatically sold to pay Merrill's account maintenance fees are not eligible for Rights of Reinstatement

Contingent Deferred Sales Charge ("CDSC") Waivers on Front-end, Back-end, and Level Load Shares Available at Merrill

- Shares sold due to the client's death or disability (as defined by Internal Revenue Code Section 22e(3))
- Shares sold pursuant to a systematic withdrawal program subject to Merrill's maximum systematic withdrawal limits as described in the Merrill SLWD Supplement
- Shares sold due to return of excess contributions from an IRA account
- Shares sold as part of a required minimum distribution for IRA and retirement accounts due to the investor reaching the qualified age based on applicable IRS regulation
- Front-end or level-load shares held in commission-based, non-taxable retirement brokerage accounts (e.g. traditional, Roth, rollover, SEP IRAs, Simple IRAs, SAR-SEPs or Keogh plans) that are transferred to fee-based accounts or platforms and exchanged for a lower cost share class of the same mutual fund

Front-end Load Discounts Available at Merrill: Breakpoints, Rights of Accumulation & Letters of Intent

- Breakpoint discounts, as described in this prospectus, where the sales load is at or below the maximum sales load that Merrill permits to be assessed to a front-end load purchase, as described in the Merrill SLWD Supplement
- Rights of Accumulation (ROA), as described in the Merrill SLWD Supplement, which entitle clients to breakpoint discounts based on the aggregated holdings of mutual fund family assets held in accounts in their Merrill Household
- Letters of Intent (LOI), which allow for breakpoint discounts on eligible new purchases based on anticipated future eligible purchases within a fund family at Merrill, in accounts within your Merrill Household, as further described in the Merrill SLWD Supplement

AMERIPRISE FINANCIAL

The following information applies to Class A shares purchases if you have an account with or otherwise purchase Fund shares through Ameriprise Financial:

Shareholders purchasing Fund shares through an Ameriprise Financial retail brokerage account are eligible for the following front-end sales charge waivers, which may differ from those disclosed elsewhere in this Fund's prospectus or SAI:

Front-End Sales Charge Waivers on Class A Shares Available at Ameriprise Financial

- Employer-sponsored retirement plans (e.g., 401(k) plans, 457 plans, employer sponsored 403(b) plans, profit sharing and money purchase pension plans and defined benefit plans). For purposes of this provision, employer-sponsored retirement plans do not include SEP IRAs, Simple IRAs or SAR-SEPs.
- Shares purchased through reinvestment of capital gains distributions and dividend reinvestment when purchasing shares of the same Fund (but not any other fund within the same fund family).
- Shares exchanged from Class C shares of the same fund in the month of or following the 7-year anniversary of the purchase date. To the extent that this prospectus elsewhere provides for a waiver with respect to exchanges of Class C shares or conversion of Class C shares following a shorter holding period, that waiver will apply.
- Employees and registered representatives of Ameriprise Financial or its affiliates and their immediate family members.
- Shares purchased by or through qualified accounts (including IRAs, Coverdell Education Savings Accounts, 401(k)s, 403(b) TSCAs subject to ERISA and defined benefit plans) that are held by a covered family member, defined as an Ameriprise financial advisor and/or the advisor's spouse, advisor's lineal ascendant (mother, father, grandmother, grandfather, great grandmother, great grandfather), advisor's lineal descendant (son, step-son, daughter, step-daughter, grandson, granddaughter, great grandson, great granddaughter) or any spouse of a covered family member who is a lineal descendant.
- Shares purchased from the proceeds of redemptions within the same fund family, provided (1) the repurchase occurs within 90 days following the redemption, (2) the redemption and purchase occur in the same account, and (3) redeemed shares were subject to a front-end or deferred sales load (i.e. Rights of Reinstatement).

MORGAN STANLEY WEALTH MANAGEMENT

Effective July 1, 2018, shareholders purchasing Fund shares through a Morgan Stanley Wealth Management transactional brokerage account will be eligible only for the following front-end sales charge waivers with respect to Class A shares, which may differ from and may be more limited than those disclosed elsewhere in this Fund's Prospectus or SAI.

Front-End Sales Charge Waivers on Class A Shares Available at Morgan Stanley Wealth Management

- Employer-sponsored retirement plans (e.g., 401(k) plans, 457 plans, employer-sponsored 403(b) plans, profit sharing and money purchase pension plans and defined benefit plans). For purposes of this provision, employer-sponsored retirement plans do not include SEP IRAs, Simple IRAs, SAR-SEPs or Keogh plans
- Morgan Stanley employee and employee-related accounts according to Morgan Stanley's account linking rules
- Shares purchased through reinvestment of dividends and capital gains distributions when purchasing shares of the same fund
- Shares purchased through a Morgan Stanley self-directed brokerage account
- Class C (i.e., level-load) shares that are no longer subject to a contingent deferred sales charge and are converted to Class A shares of the same fund pursuant to Morgan Stanley Wealth Management's share class conversion program
- Shares purchased from the proceeds of redemptions within the same fund family, provided (i) the repurchase occurs within 90 days following the redemption, (ii) the redemption and purchase occur in the same account, and (iii) redeemed shares were subject to a front-end or deferred sales charge.

RAYMOND JAMES & ASSOCIATES, INC., RAYMOND JAMES FINANCIAL SERVICES, INC. AND EACH ENTITY'S AFFILIATES ("RAYMOND JAMES")

Effective March 1, 2019, shareholders purchasing Fund shares through a Raymond James platform or account, or through an introducing broker-dealer or independent registered investment adviser for which Raymond James provides trade execution, clearance, and/or custody services, will be eligible only for the following load waivers (front-end sales charge waivers and contingent deferred, or back-end, sales charge waivers) and discounts, which may differ from those disclosed elsewhere in this Fund's Prospectus or SAI.

Front-End Sales Load Waivers on Class A Shares Available at Raymond James

- Shares purchased in an investment advisory program.
- Shares purchased within the same fund family through a systematic reinvestment of capital gains and dividend distributions.
- Employees and registered representatives of Raymond James or its affiliates and their family members as designated by Raymond James.
- Shares purchased from the proceeds of redemptions within the same fund family, provided (1) the repurchase occurs within 90 days following the redemption, (2) the redemption and purchase occur in the same account, and (3) redeemed shares were subject to a front-end or deferred sales load (known as Rights of Reinstatement).
- A Shareholder in the Fund's Class C shares will have their shares converted at net asset value to Class A shares (or the appropriate share class) of the Fund if the shares are no longer subject to a CDSC and the conversion is in line with the policies and procedures of Raymond James.

CDSC Waivers on Class A and Class C Shares Available at Raymond James

- Death or disability of the shareholder.
- Shares sold as part of a systematic withdrawal plan as described in the Fund's Prospectus.
- Return of excess contributions from an IRA Account.
- Shares sold as part of a required minimum distribution for IRA and retirement accounts due to the shareholder reaching the qualified age based on applicable IRS regulations as described in the Fund's Prospectus.
- Shares sold to pay Raymond James fees but only if the transaction is initiated by Raymond James.
- Shares acquired through a Right of Reinstatement.

Front-End Load Discounts Available at Raymond James: Breakpoints, Rights of Accumulation, and/or Letters of Intent

- Breakpoints as described in this Prospectus.
- Rights of accumulation which entitle shareholders to breakpoint discounts will be automatically calculated based on the aggregated holding of fund family assets held by accounts within the purchaser's household at Raymond James. Eligible fund family assets not held at Raymond James may be included in the calculation of rights of accumulation only if the shareholder notifies his or her financial advisor about such assets.
- Letters of intent which allow for breakpoint discounts based on anticipated purchases within a fund family, over a 13-month time period. Eligible fund family assets not held at Raymond James may be included in the calculation of letters of intent only if the shareholder notifies his or her financial advisor about such assets.

JANNEY MONTGOMERY SCOTT LLC

Effective May 1, 2020, if you purchase Fund shares through a Janney Montgomery Scott LLC (“Janney”) brokerage account, you will be eligible for the following load waivers (front-end sales charge waivers and contingent deferred sales charge (“CDSC”), or back-end sales charge, waivers) and discounts, which may differ from those disclosed elsewhere in the Funds’ Prospectus or SAI.

Front-End Sales Charge* Waivers on Class A Shares Available at Janney

- Shares purchased through reinvestment of capital gains distributions and dividend reinvestment when purchasing shares of the same fund (but not any other fund within the fund family).
- Shares purchased by employees and registered representatives of Janney or its affiliates and their family members as designated by Janney.
- Shares purchased from the proceeds of redemptions within the same fund family, provided (1) the repurchase occurs within ninety (90) days following the redemption, (2) the redemption and purchase occur in the same account, and (3) redeemed shares were subject to a front-end or deferred sales load (*i.e.*, right of reinstatement).
- Employer-sponsored retirement plans (*e.g.*, 401(k) plans, 457 plans, employer-sponsored 403(b) plans, profit sharing and money purchase pension plans and defined benefit plans). For purposes of this provision, employer-sponsored retirement plans do not include SEP IRAs, Simple IRAs, SAR-SEPs or Keogh plans.
- Shares acquired through a right of reinstatement.
- Class C Shares that are no longer subject to a contingent deferred sales charge and are converted to Class A Shares of the same fund pursuant to Janney’s policies and procedures.

CDSC Waivers on Class A and C Shares Available at Janney

- Shares sold upon the death or disability of the shareholder.
- Shares sold as part of a systematic withdrawal plan as described in the Funds’ Prospectus.
- Shares purchased in connection with a return of excess contributions from an IRA account.
- Shares sold as part of a required minimum distribution for IRA and other retirement accounts due to the shareholder reaching age 70 as described in the Funds’ Prospectus.
- Shares sold to pay Janney fees but only if the transaction is initiated by Janney.
- Shares acquired through a right of reinstatement.
- Shares exchanged into the same share class of a different fund.

Front-End Sales Charge* Discounts Available at Janney: Breakpoints, Rights of Accumulation, and/or Letters of Intent

- Breakpoints as described in the Funds’ Prospectus.
- Rights of accumulation (“ROA”), which entitle shareholders to breakpoint discounts, will be automatically calculated based on the aggregated holding of fund family assets held by accounts within the purchaser’s household at Janney. Eligible fund family assets not held at Janney may be included in the ROA calculation only if the shareholder notifies his or her financial advisor about such assets.
- Letters of intent which allow for breakpoint discounts based on anticipated purchases within a fund family, over a 13-month time period. Eligible fund family assets not held at Janney may be included in the calculation of letters of intent only if the shareholder notifies his or her financial advisor about such assets.

* Also referred to as an “initial sales charge.”

EDWARD D. JONES & CO., L.P. (“EDWARD JONES”)

Policies Regarding Transactions Through Edward Jones

The following information has been provided by Edward Jones:

Effective on or after January 1st, 2024, the following information supersedes prior information with respect to transactions and positions held in fund shares through an Edward Jones system. Clients of Edward Jones (also referred to as “shareholders”) purchasing fund shares on the Edward Jones commission and fee-based platforms are eligible only for the following sales charge discounts (also referred to as “breakpoints”) and waivers, which can differ from discounts and waivers described elsewhere in the mutual fund prospectus or statement of additional information (“SAI”) or through another broker-dealer. In all instances, it is the shareholder’s responsibility to inform Edward Jones at the time of purchase of any relationship, holdings of Goldman Sachs Funds, or other facts qualifying the purchaser for discounts or waivers. Edward Jones can ask for documentation of such circumstance. Shareholders should contact Edward Jones if they have questions regarding their eligibility for these discounts and waivers.

Breakpoints

- Breakpoint pricing, otherwise known as volume pricing, at dollar thresholds as described in the prospectus.

Rights of Accumulation (“ROA”)

- The applicable sales charge on a purchase of Class A Shares is determined by taking into account all share classes (except certain money market funds and any assets held in group retirement plans) of Goldman Sachs Funds held by the shareholder or in an account grouped by Edward Jones with other accounts for the purpose of providing certain pricing considerations (“pricing groups”). If grouping assets as a shareholder, this includes all share classes held on the Edward Jones platform and/or held on another platform. The inclusion of eligible fund family assets in the ROA calculation is dependent on the shareholder notifying Edward Jones of such assets at the time of calculation. Money market funds are included only if such shares were sold with a sales charge at the time of purchase or acquired in exchange for shares purchased with a sales charge.
- The employer maintaining a SEP IRA plan and/or SIMPLE IRA plan may elect to establish or change ROA for the IRA accounts associated with the plan to a plan-level grouping as opposed to including all share classes at a shareholder or pricing group level.
- ROA is determined by calculating the higher of cost minus redemptions or market value (current shares x NAV).

Letter of Intent (“LOI”)

- Through a LOI, shareholders can receive the sales charge and breakpoint discounts for purchases shareholders intend to make over a 13-month period from the date Edward Jones receives the LOI. The LOI is determined by calculating the higher of cost or market value of qualifying holdings at LOI initiation in combination with the value that the shareholder intends to buy over a 13-month period to calculate the front-end sales charge and any breakpoint discounts. Each purchase the shareholder makes during that 13-month period will receive the sales charge and breakpoint discount that applies to the total amount. The inclusion of eligible fund family assets in the LOI calculation is dependent on the shareholder notifying Edward Jones of such assets at the time of calculation. Purchases made before the LOI is received by Edward Jones are not adjusted under the LOI and will not reduce the sales charge previously paid. Sales charges will be adjusted if LOI is not met.
- If the employer maintaining a SEP IRA plan and/or SIMPLE IRA plan has elected to establish or change ROA for the IRA accounts associated with the plan to a plan-level grouping, LOIs will also be at the plan-level and may only be established by the employer.

Sales Charge Waivers

Sales charges are waived for the following shareholders and in the following situations:

- Associates of Edward Jones and its affiliates and other accounts in the same pricing group (as determined by Edward Jones under its policies and procedures) as the associate. This waiver will continue for the remainder of the associate’s life if the associate retires from Edward Jones in good-standing and remains in good standing pursuant to Edward Jones’ policies and procedures.
- Shares purchased in an Edward Jones fee-based program.
- Shares purchased through reinvestment of capital gains distributions and dividend reinvestment.
- Shares purchased from the proceeds of redeemed shares of the same fund family so long as the following conditions are met: the proceeds are from the sale of shares within 60 days of the purchase, the sale and purchase are made from a share class that charges a front load and one of the following:
 - The redemption and repurchase occur in the same account.
 - The redemption proceeds are used to process an: IRA contribution, excess contributions, conversion, recharacterizing of contributions, or distribution, and the repurchase is done in an account within the same Edward Jones grouping for ROA.
- Shares exchanged into Class A Shares from another share class so long as the exchange is into the same fund and was initiated at the discretion of Edward Jones. Edward Jones is responsible for any remaining CDSC due to the fund company, if applicable. Any future purchases are subject to the applicable sales charge as disclosed in the prospectus.
- Exchanges from Class C Shares to Class A Shares of the same fund, generally, in the 84th month following the anniversary of the purchase date or earlier at the discretion of Edward Jones.

Contingent Deferred Sales Charge (“CDSC”) Waivers

If the shareholder purchases shares that are subject to a CDSC and those shares are redeemed before the CDSC is expired, the shareholder is responsible to pay the CDSC except in the following conditions:

- The death or disability of the shareholder.
- Systematic withdrawals with up to 10% per year of the account value.
- Return of excess contributions from an Individual Retirement Account (IRA).
- Shares redeemed as part of a required minimum distribution for IRA and retirement accounts if the redemption is taken in or after the year the shareholder reaches qualified age based on applicable IRS regulations.
- Shares redeemed to pay Edward Jones fees or costs in such cases where the transaction is initiated by Edward Jones.
- Shares exchanged in an Edward Jones fee-based program.

- Shares acquired through NAV reinstatement.
- Shares redeemed at the discretion of Edward Jones for Minimum Balances, as described below.

Other Important Information Regarding Transactions Through Edward Jones

Minimum Purchase Amounts

- Initial purchase minimum: \$250
- Subsequent purchase minimum: none

Minimum Balances

- Edward Jones has the right to redeem at its discretion fund holdings with a balance of \$250 or less. The following are examples of accounts that are not included in this policy:
 - A fee-based account held on an Edward Jones platform
 - A 529 account held on an Edward Jones platform
 - An account with an active systematic investment plan or LOI

Exchanging Share Classes

- At any time it deems necessary, Edward Jones has the authority to exchange at NAV a shareholder's holdings in a fund to Class A shares of the same fund.

OPPENHEIMER & CO. INC.

Effective May 1, 2020, shareholders purchasing Fund shares through an Oppenheimer & Co. Inc. ("OPCO") platform or account are eligible only for the following load waivers (front-end sales charge waivers and contingent deferred, or back-end, sales charge waivers) and discounts, which may differ from those disclosed elsewhere in this Fund's prospectus or SAI.

Front-end Sales Load Waivers on Class A Shares available at OPCO

- Employer-sponsored retirement, deferred compensation and employee benefit plans (including health savings accounts) and trusts used to fund those plans, provided that the shares are not held in a commission-based brokerage account and shares are held for the benefit of the plan
- Shares purchased by or through a 529 Plan
- Shares purchased through a OPCO affiliated investment advisory program
- Shares purchased through reinvestment of capital gains distributions and dividend reinvestment when purchasing shares of the same fund (but not any other fund within the fund family)
- Shares purchased from the proceeds of redemptions within the same fund family, provided (1) the repurchase occurs within 90 days following the redemption, (2) the redemption and purchase occur in the same account, and (3) redeemed shares were subject to a front-end or deferred sales load (known as Rights of Restatement).
- A shareholder in the Fund's Class C shares will have their shares converted at net asset value to Class A shares (or the appropriate share class) of the Fund if the shares are no longer subject to a CDSC and the conversion is in line with the policies and procedures of OPCO
- Employees and registered representatives of OPCO or its affiliates and their family members
- Directors or Trustees of the Fund, and employees of the Fund's investment adviser or any of its affiliates, as described in this prospectus

CDSC Waivers on Class A and C Shares available at OPCO

- Death or disability of the shareholder
- Shares sold as part of a systematic withdrawal plan as described in the Fund's prospectus
- Return of excess contributions from an IRA Account
- Shares sold as part of a required minimum distribution for IRA and retirement accounts due to the shareholder reaching the qualified age based on applicable IRS regulations as described in the prospectus
- Shares sold to pay OPCO fees but only if the transaction is initiated by OPCO
- Shares acquired through a right of reinstatement

Front-end load Discounts Available at OPCO: Breakpoints, Rights of Accumulation & Letters of Intent

- Breakpoints as described in this prospectus.

- Rights of Accumulation (ROA) which entitle shareholders to breakpoint discounts will be automatically calculated based on the aggregated holding of fund family assets held by accounts within the purchaser's household at OPCO. Eligible fund family assets not held at OPCO may be included in the ROA calculation only if the shareholder notifies his or her financial advisor about such assets.

ROBERT W. BAIRD & CO. ("BAIRD")

Effective June 15, 2020, shareholders purchasing Fund shares through a Baird platform or account will only be eligible for the following sales charge waivers (front-end sales charge waivers and CDSC waivers) and discounts, which may differ from those disclosed elsewhere in this prospectus or the SAI

Front-End Sales Charge Waivers on Class A Shares Available at Baird

- Shares purchased through reinvestment of capital gains distributions and dividend reinvestment when purchasing share of the same fund
- Share purchase by employees and registers representatives of Baird or its affiliate and their family members as designated by Baird
- Shares purchase from the proceeds of redemptions within the same fund family, provided (1) the repurchase occurs within 90 days following the redemption, (2) the redemption and purchase occur in the same accounts, and (3) redeemed shares were subject to a front-end or deferred sales charge (known as rights of reinstatement)
- A shareholder in the Funds Class C shares will have their shares converted at net asset value to Class A shares of the fund if the shares are no longer subject to CDSC and the conversion is in line with the policies and procedures of Baird
- Employer-sponsored retirement plans or charitable accounts in a transactional brokerage account at Baird, including 401(k) plans, 457 plans, employer-sponsored 403(b) plans, profit sharing and money purchase pension plans and defined benefit plans. For purposes of this provision, employer-sponsored retirement plans do not include SEP IRAs, Simple IRAs or SAR-SEPs

CDSC Waivers on Class A and C Shares Available at Baird

- Shares sold due to death or disability of the shareholder
- Shares sold as part of a systematic withdrawal plan as described in the Fund's Prospectus
- Shares bought due to returns of excess contributions from an IRA Account
- Shares sold as part of a required minimum distribution for IRA and retirement accounts due to the shareholder reaching age 72 as described in the Fund's prospectus
- Shares sold to pay Baird fees but only if the transaction is initiated by Baird
- Shares acquired through a right of reinstatement

Front-End Sales Charge Discounts Available at Baird: Breakpoints and/or Rights of Accumulations

- Breakpoints as described in this prospectus
- Rights of accumulations which entitles shareholders to breakpoint discounts will be automatically calculated based on the aggregated holding of fund family assets held by accounts within the purchaser's household at Baird. Eligible fund family assets not held at Baird may be included in the rights of accumulations calculation only if the shareholder notifies his or her financial advisor about such assets
- Letters of Intent (LOI) allow for breakpoint discounts based on anticipated purchases within a fund family through Baird, over a 13-month period of time

J.P. MORGAN SECURITIES LLC

- Effective September 29, 2023, if you purchase or hold fund shares through an applicable J.P. Morgan Securities LLC brokerage account, you will be eligible for the following sales charge waivers (front-end sales charge waivers and contingent deferred sales charge ("CDSC"), or back-end sales charge, waivers), share class conversion policy and discounts, which may differ from those disclosed elsewhere in this fund's prospectus or SAI.

Front-End Sales Charge Waivers on Class A Shares Available at J.P. Morgan Securities LLC

- Shares exchanged from Class C (i.e. level-load) shares that are no longer subject to a CDSC and are exchanged into Class A shares of the same fund pursuant to J.P. Morgan Securities LLC's share class exchange policy.
- Qualified employer-sponsored defined contribution and defined benefit retirement plans, nonqualified deferred compensation plans, other employee benefit plans and trusts used to fund those plans. For purposes of this provision, such plans do not include SEP IRAs, SIMPLE IRAs, SAR-SEPs or 501(c)(3) accounts.
- Shares of funds purchased through J.P. Morgan Securities LLC Self-Directed Investing accounts.
- Shares purchased through rights of reinstatement.

- Shares purchased through reinvestment of capital gains distributions and dividend reinvestment when purchasing shares of the same fund (but not any other fund within the fund family).
- Shares purchased by employees and registered representatives of J.P. Morgan Securities LLC or its affiliates and their spouse or financial dependent as defined by J.P. Morgan Securities LLC.

Class C to Class A share conversion

- A shareholder in the fund's Class C shares will have their shares converted to Class A shares (or the appropriate share class) of the same fund if the shares are no longer subject to a CDSC and the conversion is consistent with J.P. Morgan Securities LLC's policies and procedures.

CDSC waivers on Class A and C shares available at J.P. Morgan Securities LLC

- Shares sold upon the death or disability of the shareholder.
- Shares sold as part of a systematic withdrawal plan as described in the fund's prospectus.
- Shares purchased in connection with a return of excess contributions from an IRA account.
- Shares sold as part of a required minimum distribution for IRA and retirement accounts pursuant to the Internal Revenue Code.
- Shares acquired through a right of reinstatement.

Front end load discounts available at J.P. Morgan Securities LLC: breakpoints, rights of accumulation & letters of intent

- Breakpoints as described in the prospectus.
- Rights of Accumulation ("ROA") which entitle shareholders to breakpoint discounts as described in the fund's prospectus will be automatically calculated based on the aggregated holding of fund family assets held by accounts within the purchaser's household at J.P. Morgan Securities LLC. Eligible fund family assets not held at J.P. Morgan Securities LLC (including 529 program holdings, where applicable) may be included in the ROA calculation only if the shareholder notifies their financial advisor about such assets.
- Letters of Intent ("LOI") which allow for breakpoint discounts based on anticipated purchases within a fund family, through J.P. Morgan Securities LLC, over a 13-month period of time (if applicable).

[This page intentionally left blank]

Single Sector Fixed Income Funds Prospectus

FOR MORE INFORMATION

Annual/Semi-Annual Report

Additional information about the Fund's investments is available in the Fund's annual and semi-annual reports to shareholders and in Form N-CSR. In the Fund's annual reports, you will find a discussion of the market conditions and investment strategies that significantly affected the Fund's performance during the last fiscal year. In Form N-CSR, you will find the Fund's annual and semi-annual financial statements.

Statement of Additional Information

Additional information about the Fund and its policies is also available in the Fund's SAI. The SAI is incorporated by reference into the Prospectus (*i.e.*, is legally considered part of the Prospectus).

The Fund's annual and semi-annual reports to shareholders, SAI and other information such as the Fund's financial statements are available free upon request by calling Goldman Sachs at 1-800-526-7384. You can also access and download the annual and semi-annual reports, the SAI and other information such as the Fund's financial statements, free of charge, at the Fund's website: www.dfinview.com/GoldmanSachs.

From time to time, certain announcements and other information regarding the Fund may be found at <http://www.gsamfunds.com/announcements-ind> for individual investors or <http://www.gsamfunds.com/announcements> for advisers.

To request other information and for shareholder inquiries:

	<u>Institutional, Service, Separate Account Institutional & Class R6</u>	<u>Class A, C, Investor & R</u>
■ By telephone:	1-800-621-2550	1-800-526-7384
■ By mail:	Goldman Sachs Funds 71 South Wacker Drive, Suite 1200 Chicago, IL 60606	Goldman Sachs Funds P.O. Box 219711 Kansas City, MO 64121
■ On the Internet:	SEC EDGAR database – http://www.sec.gov	

Other information about the Fund is available on the EDGAR Database on the SEC's website at <http://www.sec.gov>. You may obtain copies of this information, after paying a duplicating fee, by electronic request at the following e-mail address: publicinfo@sec.gov.

The Fund's investment company registration number is 811-05349.
GSAM® is a registered service mark of Goldman Sachs & Co. LLC